EMBARGO: Hanya boleh diterbit atau disebarkan mulai pada jam 1200, hari Jumaat, 13 Disember 2019
EMBARGO: Only to be published or disseminated at 1200 hours, Friday, December 13, 2019

Siaran Bulanan
Monthly Release

Perangkaan Tenaga Buruh, Malaysia, Oktober 2019
Labour Force Statistics, Malaysia, October 2019

Tarikh Siaran: 13 Disember 2019
Release Date: 13 December2019

https://www.dosm.gov.my

Pemakluman/*Announcement:*

Kerajaan Malaysia telah mengisytiharkan Hari Statistik Negara (MyStats Day) pada 20 Oktober setiap tahun. Tema sambutan MyStats Day adalah "Data Berkualiti, Kehidupan Sejahtera".

The Government of Malaysia has declared National Statistics Day (MyStats Day) on October 20 each year. MyStats Day theme is "Better Data, Better Lives".

Jabatan Perangkaan Malaysia
https://www.dosm.gov.my

@StatsMalaysia

TENAGA BURUH DI MALAYSIA OKTOBER 2019

Kadar penyertaan tenaga buruh 68.7%

Kadar pengangguran 3.2%

TENAGA BURUH

Bilangan tenaga buruh **naik 2.1 peratus** pada Oktober 2019 berbanding Oktober 2018

- Oktober 2018 15.45 juta
- September 2019 15.75 juta
- Oktober 2019 15.78 juta

BEKERJA

- Oktober 2019 15.27 juta
- September 2019 15.23 juta
- Oktober 2018 14.94 juta

Kadar pengangguran

- Oktober 2018 3.3%
- September 2019 3.3%
- Oktober 2019 3.2%

Kadar penyertaan tenaga buruh (KPTB) Oktober 2019 68.7%

- September 2019 68.7%
- Oktober 2018 68.5%

LUAR TENAGA BURUH

Sebanyak **31.3 peratus** daripada penduduk umur bekerja (15-64 tahun) berada di luar tenaga buruh iaitu suri rumah, pelajar, pesara dan mereka yang tidak minat untuk bekerja

- 7.09 juta Oktober 2018
- 7.16 juta September 2019
- 7.18 juta Oktober 2019

Sumber: Survei Tenaga Buruh Bulanan, Jabatan Perangkaan Malaysia

Statistik Utama Tenaga Buruh Malaysia, Oktober 2019

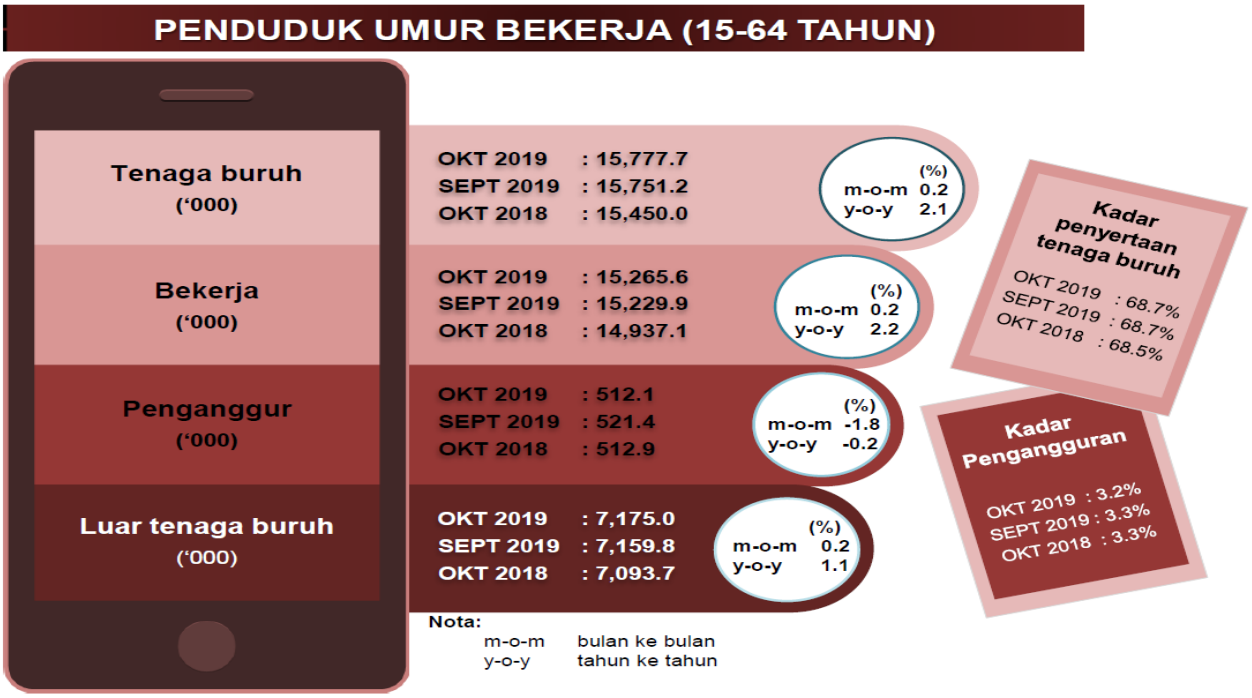

Kadar penyertaan tenaga buruh kekal 68.7%

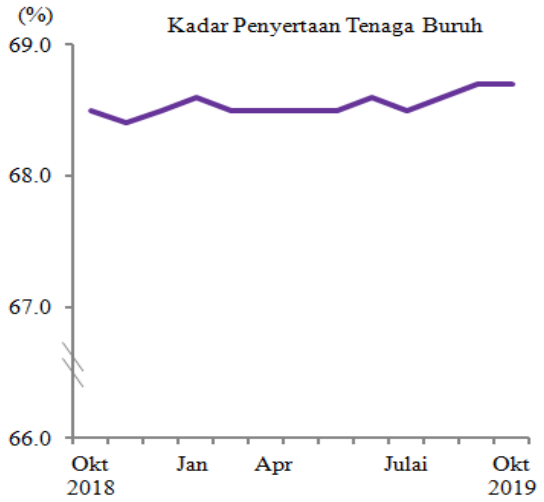

Kadar penyertaan tenaga buruh pada Oktober 2019 kekal 68.7 peratus bagi dua bulan berturut-turut, namun meningkat 0.2 mata peratus berbanding bulan yang sama tahun lepas (Oktober 2018: 68.5%).

Bilangan tenaga buruh pada bulan ini meningkat 2.1 peratus berbanding Oktober 2018 kepada 15.78 juta orang. Pada tempoh yang sama, penduduk bekerja turut meningkat 2.2 peratus kepada 15.27 juta orang.

Kadar pengangguran turun kepada 3.2%

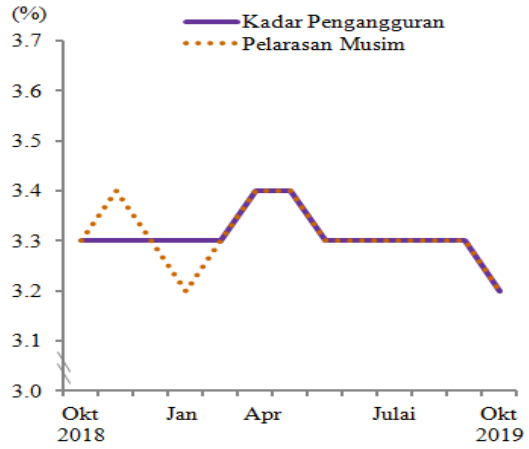

Kadar pengangguran pada Oktober 2019 turun kepada 3.2 peratus berbanding 3.3 peratus pada September 2019, kadar pengangguran terendah sejak Disember 2015. Pada bulan ini, bilangan penganggur adalah seramai 512.1 ribu orang, turun 1.8 peratus berbanding bulan sebelumnya.

Kadar pengangguran (pelarasan musim) pada Oktober 2019 turun kepada 3.2 peratus berbanding 3.3 peratus pada bulan sebelumnya.

Department of Statistics Malaysia
https://www.dosm.gov.my

@StatsMalaysia

LABOUR FORCE IN MALAYSIA OCTOBER 2019

Labour force participation rate 68.7%

Unemployment rate 3.2%

LABOUR FORCE

Number of labour force **increased 2.1 per cent** in October 2019 as compared to October 2018

- October 2018 15.45 million
- September 2019 15.75 million
- October 2019 15.78 million

EMPLOYED

- October 2019 15.27 million
- September 2019 15.23 million
- October 2018 14.94 million

Unemployment rate

- October 2018 3.3%
- September 2019 3.3%
- October 2019 3.2%

Labour force participation rate (LFPR) October 2019 68.7%

- September 2019 68.7%
- October 2018 68.5%

OUTSIDE LABOUR FORCE

A total of **31.3 per cent** of working age population (15-64 years) were outside the labour force which comprised of housewives, students, retirees and those not interested to work

- 7.09 million October 2018
- 7.16 million September 2019
- 7.18 million October 2019

Source: Monthly Labour Force Survey, Department of Statistics Malaysia

Key Statistics of Labour Force Malaysia, October 2019

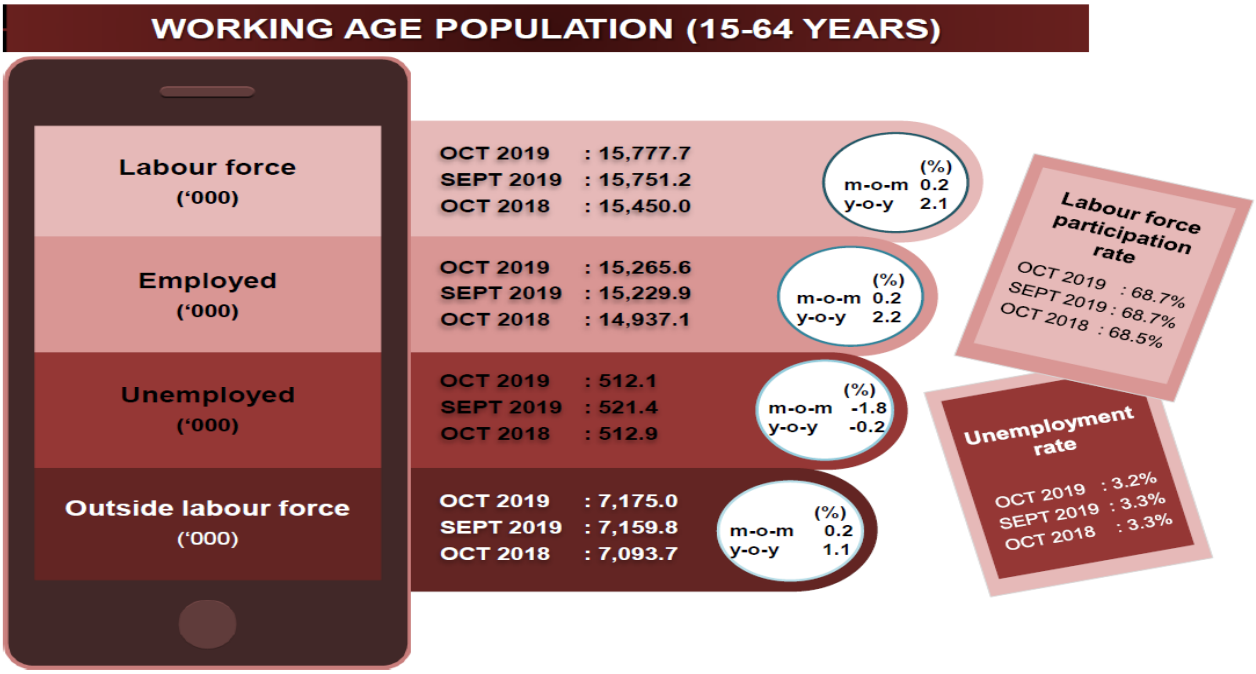

Labour force participation rate remained at 68.7%

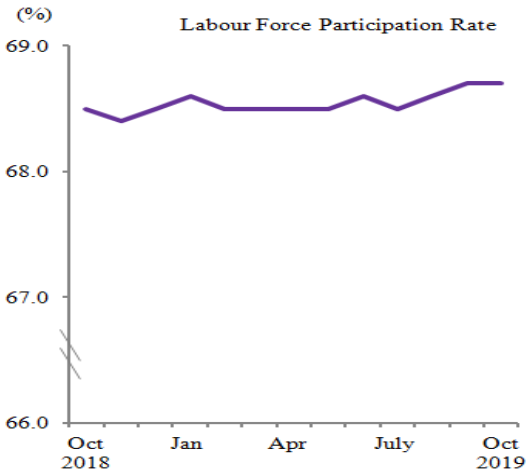

The labour force participation rate in October 2019 remained at 68.7 per cent for two consecutive months, but increased 0.2 percentage points as compared to the same month of previous year (October 2018: 68.5%).

The number of labour force in this month rose 2.1 per cent against October 2018 to 15.78 million persons. During the same period, employed persons also increased 2.2 per cent to 15.27 million persons.

Unemployment rate declined to 3.2%

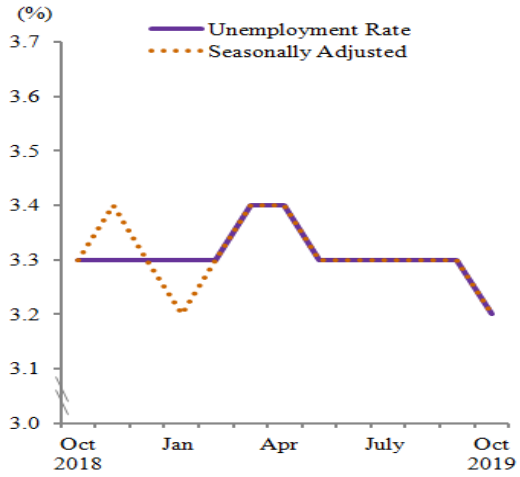

The unemployment rate in October 2019 declined to 3.2 per cent as compared to 3.3 per cent in September 2019, the lowest unemployment rate recorded since December 2015. During this month, the number of unemployed accounted for 512.1 thousand persons, decreased 1.8 per cent as compared to the previous month.

Unemployment rate (seasonally adjusted) in October 2019 declined to 3.2 per cent as compared to 3.3 per cent in the previous month.

Siri Masa Indikator Utama Tenaga Buruh
Time Series Principal Indicator of Labour Force

Tempoh *Period*		Tenaga Buruh *Labour Force* ('000)	Bekerja *Employed* ('000)	Penganggur *Unemployed* ('000)	Luar Tenaga Buruh *Outside Labour Force* ('000)	Kadar Penyertaan Tenaga Buruh *Labour Force Participation Rate* (%)	Kadar Pengangguran *Unemployment Rate* (%)	Kadar Pengangguran (Pelarasan Musim) *Unemployment Rate (Seasonally Adjusted)* (%)
2018	Jan.	15,187.0	14,670.5	516.5	7,074.8	68.2	3.4	3.3
	Feb.	15,230.0	14,721.5	508.5	7,112.3	68.2	3.3	3.2
	Mar.	15,241.2	14,732.5	508.7	7,115.0	68.2	3.3	3.3
	Apr.	15,313.1	14,803.1	510.0	7,130.9	68.2	3.3	3.3
	May	15,357.5	14,852.6	504.8	7,097.1	68.4	3.3	3.3
	June	15,379.0	14,863.2	515.8	7,062.2	68.5	3.4	3.4
	July	15,401.0	14,882.4	518.6	7,044.5	68.6	3.4	3.4
	Aug.	15,421.4	14,896.5	525.0	7,133.9	68.4	3.4	3.4
	Sept.	15,442.9	14,926.5	516.4	7,096.8	68.5	3.3	3.3
	Oct.	15,450.0	14,937.1	512.9	7,093.7	68.5	3.3	3.3
	Nov	15,457.5	14,941.3	516.2	7,151.2	68.4	3.3	3.4
	Dec.	15,500.1	14,986.0	514.2	7,120.1	68.5	3.3	3.3
2019	Jan.	15,508.5	14,992.8	515.6	7,095.9	68.6	3.3	3.2
	Feb	15,543.2	15,026.8	516.4	7,145.9	68.5	3.3	3.3
	Mar.	15,556.6	15,035.2	521.3	7,169.4	68.5	3.4	3.4
	Apr.	15,613.1	15,089.8	523.3	7,184.4	68.5	3.4	3.4
	May	15,642.3	15,122.5	519.8	7,190.0	68.5	3.3	3.3
	June	15,655.9	15,134.6	521.4	7,156.7	68.6	3.3	3.3
	July	15,704.6	15,179.8	524.8	7,207.7	68.5	3.3	3.3
	Aug.	15,706.0	15,185.8	520.2	7,172.4	68.6	3.3	3.3
	Sept.	15,751.2	15,229.9	521.4	7,159.8	68.7	3.3	3.3
	Oct.	15,777.7	15,265.6	512.1	7,175.0	68.7	3.2	3.2

Nota Teknikal / *Technical Notes*

Maklumat ini diperoleh daripada **Survei Tenaga Buruh (STB)** yang dilaksanakan untuk mengumpul maklumat berkaitan struktur dan taburan tenaga buruh, guna tenaga dan pengangguran.

*This information is derived from the **Labour Force Survey (LFS)** which was conducted to collect information on the structure and distribution of labour force, employment and unemployment.*

Konsep dan definisi yang digunakan dalam STB adalah mengikut piawaian yang ditetapkan oleh badan antarabangsa iaitu *International Labour Organizations* (ILO) melalui *"Manual on Concepts and Methods: Surveys of Economically Active Population, Employment, Unemployment and Underemployment"* yang diguna pakai oleh semua negara.

Concepts and definitions used in LFS are based on the standard guidelines of International Labour Organizations (ILO) through "Manual on Concepts and Methods: Surveys of Economically Active Population, Employment, Unemployment and Underemployment" which is also used by other country.

STB meliputi kedua-dua kawasan bandar dan luar bandar bagi negeri-negeri di Malaysia melalui kaedah temu ramah dengan responden.

LFS covers both urban and rural areas of all states in Malaysia through personal interview method.

Populasi penyiasatan meliputi penduduk yang tinggal di tempat kediaman persendirian dan tidak termasuk mereka yang tinggal di institusi-institusi seperti hotel, asrama, hospital, penjara, rumah tumpangan dan pekerja yang tinggal di rumah kongsi.

The survey population cover persons who live in private living quarters and excludes persons residing in institutions such as hotels, hostels, hospitals, prisons, boarding houses and workers residing in construction work site.

Survei merangkumi penduduk yang aktif dan tidak aktif dalam ekonomi. Bagi mengukur penduduk yang aktif dalam ekonomi, STB menggunakan had umur 15 hingga 64 tahun. Penduduk yang aktif dalam ekonomi terdiri daripada mereka yang bekerja dan menganggur, manakala mereka yang tidak aktif dikelaskan sebagai berada di luar tenaga buruh.

The survey comprises of the economically active and inactive population. To measure the economically active population, the LFS uses the age limit of 15 to 64 years. The economically active population comprises of those employed and unemployed whereas those who are inactive is classified as outside the labour force.

STB menggunakan pendekatan taraf sebenar di mana seseorang itu dikelaskan berasaskan kegiatannya dalam tenaga buruh semasa minggu rujukan.

LFS uses the actual status approach, where a person is classified on the basis of his labour force activity during the reference week.

- **Tenaga buruh** merujuk kepada mereka yang berumur 15 hingga 64 tahun (dalam tahun genap pada hari lahir terakhir) semasa minggu rujukan, sama ada bekerja atau menganggur.

- ***Labour force** refers to those who, during the reference week are in the 15 to 64 years (in completed years at last birthday) and who are either employed or unemployed.*

- **Bekerja** merujuk kepada semua orang yang bekerja sekurang-kurangnya sejam semasa minggu rujukan untuk mendapatkan upah, keuntungan atau keuntungan keluarga (sebagai majikan, pekerja, bekerja sendiri atau pekerja keluarga tanpa gaji). Juga dianggap sebagai bekerja ialah mereka yang tidak bekerja semasa minggu rujukan disebabkan sakit, kecederaan, cuaca buruk, bercuti, pertelingkahan buruh dan sebab-sebab sosial atau keagamaan tetapi mempunyai pekerjaan, ladang, perusahaan atau perusahaan keluarga lain untuk kembali bekerja. Termasuk juga mereka yang tidak bekerja buat sementara waktu tetapi bergaji dan pasti akan dipanggil bekerja semula.

- ***Employed** refers to all persons who, at any time during the reference week worked at least one hour for pay, profit or family gain (as an employer, employee, own-account worker or unpaid family worker). Also considered as employed are persons who did not work during the reference week because of illness, injury, bad weather, leave, labour dispute and social or religious reasons but had a job, farm, enterprise or other family enterprise to return to. Also included are those on temporary lay-off with pay who would definitely be called back to work.*

- **Menganggur**
  Penganggur merujuk kepada mereka yang tidak mempunyai pekerjaan tetapi berminat untuk bekerja. Terdapat dua kumpulan penganggur iaitu penganggur aktif dan penganggur tidak aktif.

- ***Unemployed***
  Unemployed refers to those who do not have a job but are interested to work. There are two groups of unemployed that is the actively unemployed and inactively unemployed.

- **Luar Tenaga Buruh**
  Penduduk yang tidak dikelaskan sebagai bekerja atau menganggur sebagaimana yang dinyatakan di atas, dikategorikan sebagai luar tenaga buruh. Termasuk dalam kategori ini ialah suri rumah, pelajar (termasuk mereka yang akan melanjutkan pelajaran), mereka yang telah bersara atau tidak berkeupayaan dan mereka yang tidak berminat untuk mencari pekerjaan.

- ***Outside Labour Force***
  All persons not classified as employed or unemployed as stated above are classified as outside labour force. They include housewives, students (including those going for further studies), retired, disabled persons and those not interested in looking for a job.

- **Kadar Penyertaan Tenaga Buruh**
  Aktiviti ekonomi penduduk pada keseluruhannya bergantung kepada ciri-ciri demografi sesuatu populasi. Dengan itu, pecahan mereka yang aktif secara ekonomi berbeza di antara kumpulan-kumpulan kecil penduduk tersebut. Perbezaan ini diukur dengan kadar aktiviti tertentu yang dikenali sebagai kadar penyertaan tenaga buruh. **Kadar penyertaan tenaga buruh** ditakrifkan sebagai perkadaran penduduk dalam tenaga buruh kepada jumlah penduduk dalam umur bekerja (15 hingga 64 tahun) yang dipersembahkan dalam bentuk peratus.

- ***Labour Force Participation Rate***
  *The economic activity of a population depends on the demographic characteristics of that population. The proportion of economically active population, therefore, differs between subgroups of that population. These variations are measured by specific activity rates termed as labour force participation rate. **Labour force participation rate** is defined as the ratio of the labour force to the working age population (15 to 64 years), expressed as percentage.*

- **Kadar pengangguran** ialah perkadaran penduduk yang menganggur (tidak bekerja) kepada jumlah penduduk di dalam tenaga buruh. Kadar ini mengukur peratus penduduk di dalam tenaga buruh yang tidak bekerja.

- ***Unemployment rate** is the proportion of unemployed population to the total population in labour force. This rate measures the percentage of unemployed population in the labour force.*

Pelarasan musim

- Data siri masa ekonomi Malaysia telah terjejas oleh perayaan-perayaan utama agama seperti Hari Raya Aidilfitri, Tahun Baru Cina dan Deepavali. Perayaan utama di negara ini biasanya dikaitkan dengan aktiviti agama dan tarikh perayaan ditentukan oleh kalendar agama masing-masing. Tarikh cuti ini tidak sejajar dengan kalendar Gregorian. Oleh itu, tarikh tersebut cenderung untuk bergerak di sepanjang kalendar Gregorian dan memberikan kesan bermusim kepada data siri masa ekonomi.

- Cuti yang tidak tetap ini memberi impak besar terhadap data siri masa, oleh itu, langkah perlu diambil dalam melaksanakan proses pelarasan musim bagi mengelakkan kekeliruan dalam data pelarasan musim dan anggaran trend. Tambahan pula, kehadiran kesan percutian yang tidak tetap boleh menimbulkan kerumitan dalam pentafsiran data.

- Pelarasan musim adalah satu proses menghapuskan kesan anggaran variasi bermusim biasa daripada siri asal supaya kesan pengaruh-pengaruh lain pada siri ini mungkin lebih jelas dapat dikenal pasti.

- Pelarasan musim boleh dilaksanakan dengan pelbagai kaedah dan keputusan mungkin berbeza mengikut prosedur yang diguna pakai. Pendekatan yang digunakan untuk pelarasan bermusim di Malaysia adalah ***Seasonal Adjustment for Malaysia*** **(SEAM)**.

- SEAM adalah satu prosedur untuk menyingkirkan kesan cuti bergerak bagi data terpilih dalam siri masa ekonomi Malaysia dengan memperkenalkan beberapa langkah yang boleh digunakan untuk mengatasi kekurangan dalam prosedur pelarasan bermusim yang sedia ada. Untuk menggunakan prosedur SEAM, program X-ARIMA daripada *Statistical Analysis Software* (SAS) telah digunakan.

- Kadar yang diselaraskan ini akan dikemas kini semula apabila siri masa tahun berkenaan lengkap 12 bulan.

Seasonally adjusted

- *Malaysian economic time series data are affected by major religious festivals such as the Eid-ul Fitr, the Chinese New Year and the Deepavali. The major festivals in this country are usually related to the religious activities and such as, the dates are determined by the respective religious calendar. The dates of these holidays are not in line with the Gregorian calendar. Hence, they tend to move along the Gregorian calendar and has strong seasonal influence on many economic time series data.*

- *Since these non-fixed holidays have large impact on the time series data, they need to be taken into account when performing seasonal adjustment process so as to avoid confusion in seasonally adjusted data and trend estimates. Furthermore, the presence of the non-fixed holidays effects may complicate the interpretation of the data.*

- *Seasonal adjustment is a process of removing the estimated effects of normal seasonal variation from the original series so that the effects of other influences on the series may be more clearly recognized.*

- *Seasonal adjustment can be derived by various methods and the results may vary according to the procedure adopted. The approach used for seasonal adjustment in Malaysia is the* ***Seasonal Adjustment for Malaysia (SEAM)****.*

- *SEAM is a procedure to remove moving holiday effect on the selected Malaysian economic time series data by introducing steps that can be used to overcome the limitations of the existing seasonal adjustment procedure. To apply the SEAM procedure, the X-ARIMA program in Statistical Analysis Software (SAS) is used.*

- *This seasonal adjusted rate will be revised when a complete 12 months time series for the particular year are obtained.*

Penanda aras penduduk

- Penduduk mengikut ciri-ciri kumpulan umur, jantina, etnik dan negeri digunakan sebagai penanda aras dalam penyediaan statistik tenaga buruh.

- Mulai siaran bulanan Perangkaan Utama Tenaga Buruh, Malaysia, Januari 2016, statistik utama tenaga buruh dianggarkan menggunakan anggaran penduduk semasa berbanding siri sebelumnya yang menggunakan unjuran penduduk yang berasaskan Banci Penduduk dan Perumahan Malaysia 2010. Pengasasan ini bertujuan untuk mendapatkan statistik tenaga buruh yang lebih konsisten dengan struktur penduduk semasa.

Population benchmarks

- *Population by characteristics of age group, ethnicity and state were used as benchmarks to produce labour statistics.*

- *Starting with the monthly release of the Principal Statistics of Labour Force, Malaysia, January 2016, the principal statistics of labour is estimated based on the current population estimates as compared to the previous series which used population projections based on the Population and Housing Census of Malaysia, 2010. This rebase is to obtain statistics that is more consistent with current population structure.*

Dikeluarkan oleh:

DATO' SRI DR. MOHD UZIR MAHIDIN
KETUA PERANGKAWAN MALAYSIA
JABATAN PERANGKAAN MALAYSIA
13 DISEMBER 2019

Released by:

DATO' SRI DR. MOHD UZIR MAHIDIN
CHIEF STATISTICIAN MALAYSIA
DEPARTMENT OF STATISTICS MALAYSIA
13 DECEMBER 2019