



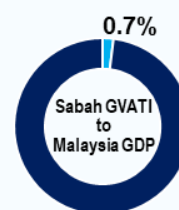
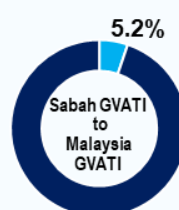
MINISTRY OF ECONOMY
DEPARTMENT OF STATISTICS MALAYSIA

REGIONAL TOURISM SATELLITE ACCOUNT SABAH



REGIONAL TOURISM SATELLITE ACCOUNT SABAH 2022

Tourism Industry (GVATI¹) contributes **RM13.0 billion** to the Sabah's economy



Internal Tourism Consumption ➔ **RM6.1 billion**

Inbound Tourism Expenditure
RM2.7 billion

Domestic Tourism Expenditure
RM3.5 billion

17.4% RM461.3 million



RM1,632.1 million 47.2%

29.4% RM782.2 million



RM1,029.6 million 29.8%

35.1% RM933.5 million



RM664.8 million 19.2%

18.1% RM481.0 million



RM129.3 million 3.8%

Employment in Tourism Industry ➔ **427.0 thousand persons**



22.8%
contribution to total
employment in Sabah

Percentage share

44.9%

191.6
thousand
persons



36.8%

157.0
thousand
persons



13.1%

56.1
thousand
persons



5.2%

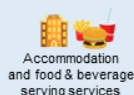
22.3
thousand
persons



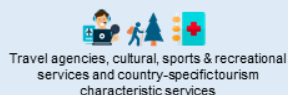
Legend:



Shopping /
Retail trade



Accommodation
and food & beverage
serving services



Travel agencies, cultural, sports & recreational
services and country-specific tourism
characteristic services



Passenger transport
services and retail sale
of automotive fuel

¹ Gross Value Added of Tourism Industries
² Gross Domestic Product

Source: Regional Tourism Satellite Account Sabah 2022,
Department of Statistics Malaysia (DOSM)

Regional Tourism Satellite Account (RTSA) Sabah 2022

- Regional Tourism Satellite Account (RTSA) Sabah 2022 published by the Department of Statistics Malaysia (DOSM), is an inaugural comprehensive report that presents tourism statistics of Sabah. RTSA Sabah is a compilation of statistics to gauge the performance of tourism industry and its contribution to the Sabah's Gross Domestic Product and integrates products and industries related to tourism.
- The Gross Value Added of Tourism Industries (GVATI) has generated a revenue of RM13.0 billion to Sabah in 2022, contributed 10.7 per cent to Sabah's Gross Domestic Product (GDP). GVATI Sabah accounted 5.2 per cent to Malaysia's GVATI and 0.7 per cent to Malaysia's GDP. Retail trade was the largest contributor to the tourism industry in Sabah with a share of 43.3 per cent (RM5.6 billion), followed by Accommodation and food & beverage serving services by 29.4 per cent.
- Tourism Direct Gross Domestic Product (TDGDP) recorded RM3.2 billion with a contribution of 2.6 per cent to Sabah's GDP.
- The internal tourism consumption comprised inbound tourism expenditure and domestic tourism expenditure. The internal tourism consumption in Sabah reached RM6.1 billion in 2022, of which 56.5 per cent was contributed by domestic expenditure. Shopping (34.2%) dominated internal tourism consumption followed by Accommodation and food & beverage serving services (29.6%).
- Inbound tourism expenditure in Sabah recorded RM2.7 billion in 2022. Passenger transport services and retail sale of automotive fuel was the main component of inbound tourism expenditure with a contribution of 35.1 per cent followed by Accommodation and food & beverage serving services (29.4%).
- Domestic tourism expenditure refers to the spending on tourism by residents of Sabah, which recorded RM3.5 billion in 2022. The overall expenditure was influenced by Shopping activities which dominated 47.2 per cent of total domestic tourism spending in Sabah, followed by Accommodation and food & beverage serving services (29.8%).
- The tourism industry in Sabah employed 0.4 million persons in 2022 and contributed 22.8 per cent to the overall employment in Sabah.

Contact person:

Baharudin Mohamad

Public Relation Officer

Strategic Communication and International Division

Department of Statistics Malaysia

Tel : +603-8090 4681

Fax : +603-8888 9248

Email : baharudin[at]dosm.gov.my

Copyright ©2025 Department of Statistics Malaysia Official Portal. All Rights Reserved.