



MINISTRY OF ECONOMY
DEPARTMENT OF STATISTICS MALAYSIA

PERSON WITH DISABILITY STATISTICS, MALAYSIA, 2024



MINISTRY OF ECONOMY
DEPARTMENT OF STATISTICS MALAYSIA

PERSON WITH DISABILITY STATISTICS, MALAYSIA, 2024



POPULATION



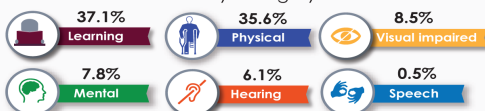
Total population¹
34.1 million



Cumulative number of PWD
805.5 thousand

Note:
¹Data refers to the mid-year current population estimates based on Population and Housing Census of Malaysia 2020

Percentage of registered PWD by disability category



Source: Department of Social Welfare

HEALTH

Number of PWD receiving services treatment at health clinic

Infants < 1 year old who are detected as having disability
An 18-month-old child is suspected of having autism
PWD in Community Based Rehabilitation Programme (CBR)

781 persons

1,685 persons

18,136 persons

Source: Ministry of Health Malaysia

EDUCATION

Number of special education schools, teachers and pupils

	Primary school	Secondary school
School	28	7
Teacher	835	495
Pupil	1,773	1,114

Notes:
i. Refers to special education government & government-aided school
ii. Data as at 31st October of the reference year

Source: Ministry of Education Malaysia

EMPLOYMENT

Percentage of civil servant PWD by services group



Source: Department of Public Services

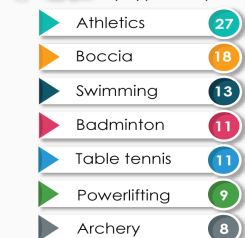
INCOME

Monthly household gross income by household with PWD




SPORT

Number of disabled athlete by type of sports



Source: National Sports Council of Malaysia

WELFARE SERVICES



Source: Department of Social Welfare



@StatsMalaysia



Person with Disability Statistics, Malaysia, 2024, a comprehensive publication that presents selected indicators on persons with disabilities. The report covers statistics on population, health, education, employment, income and expenditure, welfare services and sports. The compilation of these statistics is based on the United Nations Convention on the Rights of Persons with Disabilities (UNCRPD).

- In 2024, Malaysia recorded 805,509 registered persons with disabilities (PWD), representing 2.4 per cent of the national population. This underscores the importance of inclusive policies to ensure equal rights and opportunities for all Malaysians.
- Within the **disability categories**, learning disabilities recorded the highest number of registrations in 2024, with 299,128 persons or 37.1 per cent. This was followed by physical disabilities with 286,634 persons or 35.6 per cent. Visual impairment accounted for 68,665 persons or 8.5 per cent, while speech disabilities recorded the lowest number of registrations with 4,136 persons or 0.5 per cent.
- From the **education** perspective, the number of Students with Special Educational Needs (MBPK) in 2024 increased across all types and education levels as compared to 2023. Special Education Schools (SPK) recorded growth at every level with rising by 5.6 per cent at pre-school, 11.0 per cent at primary and 4.6 per cent at secondary level.
- **Employment** among civil servants with disabilities also showed positive growth. There were 4,209 civil servants with disabilities in 2024, representing an increase of 7.9 per cent as compared to 3,901 persons in 2023. Negeri Sembilan recorded the highest increase at 20.1 per cent from 169 persons in 2023 to 203 persons in 2024. Sabah recorded an increase of 17.2 per cent, while Kedah recorded an increase of 13.2 per cent.
- **Household income and expenditure** among households with PWD also improved. The median monthly household gross income rose from RM4,390 in 2022 to RM5,104 in 2024, while the mean monthly household gross income increased from RM5,679 in 2022 to RM6,540 in 2024. At the same time, mean monthly household consumption expenditure grew from RM3,974 in 2022 to RM4,545 in 2024.
- In terms of **welfare services**, a total of 262,618 persons benefited from the Department of Social Welfare (JKM) assistance amounting to RM1.1 billion. The largest category of assistance was assistance for PWD who are incapable of work, which reached 120,844 persons. This was followed by the PWD worker allowance supporting 106,055 persons and assistance for the care of bedridden/ chronically ill PWD which benefited 34,476 persons.

- **Sports** participation among persons with disabilities also recorded encouraging growth. The number of disabled athletes increased by 36.6 per cent, rising from 71 persons in 2023 to 97 persons in 2024. Of this total, 76 were male athletes while 21 were female athletes.

Contact person:

Baharudin Mohamad

Public Relation Officer

Strategic Communication and International Division

Department of Statistics Malaysia

Tel : +603-8090 4681

Fax : +603-8888 9248

Email : baharudin[at]dosm.gov.my

Copyright ©2026 Department of Statistics Malaysia Official Portal. All Rights Reserved.