



MINISTRY OF ECONOMY  
DEPARTMENT OF STATISTICS MALAYSIA

## PERFORMANCE OF WHOLESALE & RETAIL TRADE, OCTOBER 2025



MINISTRY OF ECONOMY  
DEPARTMENT OF STATISTICS MALAYSIA

### PERFORMANCE OF WHOLESALE & RETAIL TRADE, OCTOBER 2025

**Sales Value of Wholesale & Retail Trade**  
(RM billion)



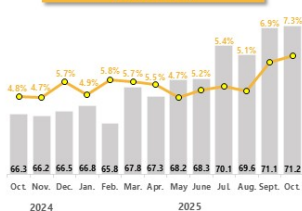
**Volume Index**

Wholesale & Retail Trade	169.1	5.7%
Wholesale Trade	156.7	6.7%
Retail Trade	190.4	4.6%
Motor Vehicles	148.9	7.2%

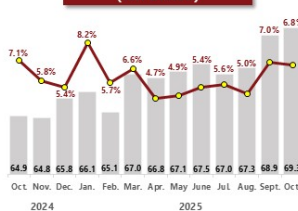
Oct. 2025 Oct. 2024

Seasonally Adjusted Volume Index October 2025: 0.8%  
(Month-on-Month)

**Sales Value of Wholesale Trade**  
(RM billion)



**Sales Value of Retail Trade**  
(RM billion)



**Sales Value of Motor Vehicles**  
(RM billion)



Percentage Change: Year-on-Year

### MAIN GROUPS (SALES VALUE)

#### Wholesale Trade

Other Specialised Wholesale	4.9%
Wholesale of Household Goods	8.4%
Wholesale of Food, Beverages & Tobacco	9.2%

#### Retail Trade

Retail Sale in Non-specialised Stores	9.1%
Retail Sale of Other Goods in Specialised Stores	5.2%
Retail Sale of Other Household Equipment in Specialised Stores	2.8%

#### Motor Vehicles

Sale of Motor Vehicles	9.5%
Sale of Motor Vehicles Parts & Accessories	6.2%
Maintenance & Repair of Motor Vehicles	9.1%

Source: Performance of Wholesale & Retail Trade, October 2025.  
Department of Statistics Malaysia (DOSM)



@StatsMalaysia





MINISTRY OF ECONOMY  
DEPARTMENT OF STATISTICS MALAYSIA

## PERFORMANCE OF WHOLESALE & RETAIL TRADE, OCTOBER 2025

### Sales Value of Wholesale & Retail Trade (RM billion)



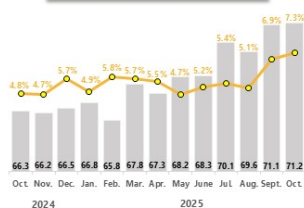
### Volume Index

Wholesale & Retail Trade	169.1	5.7%
	159.9	
Wholesale Trade	156.7	6.7%
	146.8	
Retail Trade	190.4	4.6%
	182.0	
Motor Vehicles	148.9	7.2%
	138.9	

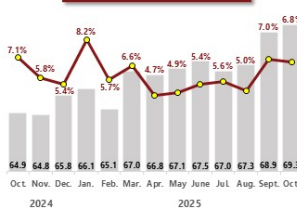
Oct. 2025 Oct. 2024

Seasonally Adjusted Volume Index October 2025: 0.8% (Month-on-Month)

### Sales Value of Wholesale Trade (RM billion)



### Sales Value of Retail Trade (RM billion)



### Sales Value of Motor Vehicles (RM billion)



Percentage Change: Year-on-Year

### MAIN GROUPS (SALES VALUE)

Wholesale Trade	Retail Trade	Motor Vehicles
Other Specialised Wholesale 4.9%	Retail Sale in Non-specialised Stores 9.1%	Sale of Motor Vehicles 9.5%
Wholesale of Household Goods 8.4%	Retail Sale of Other Goods in Specialised Stores 5.2%	Sale of Motor Vehicles Parts & Accessories 6.2%
Wholesale of Food, Beverages & Tobacco 9.2%	Retail Sale of Other Household Equipment in Specialised Stores 2.8%	Maintenance & Repair of Motor Vehicles 9.1%

Source: Performance of Wholesale & Retail Trade, October 2025, Department of Statistics Malaysia (DOSM)



@StatsMalaysia



2016 - 2030

Sales value of Wholesale & retail trade recorded **RM160.9 billion** in October 2025, grew **7.2 per cent** year-on-year. The positive growth was contributed by all sub-sectors, namely Motor vehicles **8.2 per cent**, Wholesale trade **7.3 per cent**, and Retail trade **6.8 per cent**. Meanwhile, for month-on-month comparison, sales value inched up by **1.8 per cent**.

In terms of volume index, Wholesale & retail trade registered a growth of **5.7 per cent** year-on-year to record **169.1 points**. The increase was supported by Motor vehicles **7.2 per cent**, Wholesale trade **6.7 per cent**, and Retail trade **4.6 per cent**. For monthly comparison, volume index edged up **1.5 per cent**, contributed by Motor vehicles **12.9 per cent**, Retail trade **0.4 per cent**, and Wholesale trade **0.1 per cent**. As for seasonally adjusted volume index, it increased **0.8 per cent** month-on-month in October 2025.

Contact person:

Baharudin Mohamad  
Public Relation Officer  
Strategic Communication and International Division  
Department of Statistics Malaysia  
Tel : +603-8090 4681  
Fax : +603-8888 9248  
Email : baharudin[at]dosm.gov.my

**Copyright ©2026 Department of Statistics Malaysia Official Portal. All Rights Reserved.**