



MINISTRY OF ECONOMY
DEPARTMENT OF STATISTICS MALAYSIA

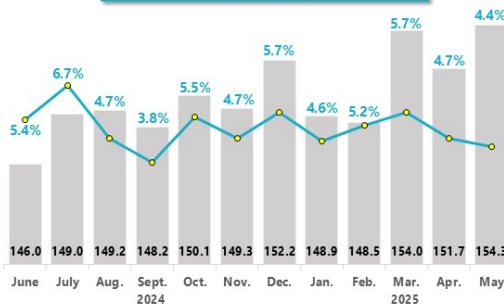
PERFORMANCE OF WHOLESALE & RETAIL TRADE, MAY 2025



MINISTRY OF ECONOMY
DEPARTMENT OF STATISTICS MALAYSIA

PERFORMANCE OF WHOLESALE & RETAIL TRADE, MAY 2025

Sales Value of Wholesale & Retail Trade (RM billion)



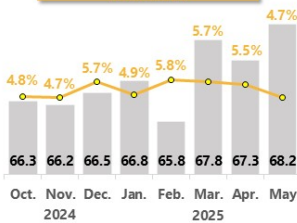
Volume Index

Wholesale & Retail Trade	163.3	4.1%
Wholesale Trade	150.2	5.8%
Retail Trade	186.0	3.7%
Motor Vehicles	140.2	0.1%
	140.1	

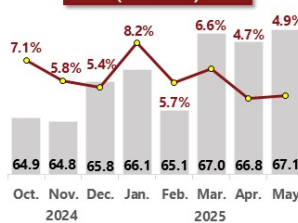
■ May 2025 ■ May 2024

Seasonally Adjusted Volume Index May 2025: 1.6% (Month-on-Month)

Sales Value of Wholesale Trade (RM billion)



Sales Value of Retail Trade (RM billion)



Sales Value of Motor Vehicles (RM billion)



Percentage Change: Year-on-Year

MAIN GROUPS (SALES VALUE)

Wholesale Trade		Retail Trade		Motor Vehicles	
Other Specialised Wholesale	1.8%	Retail Sale in Non-specialised Stores	4.0%	Sale of Motor Vehicles	0.2%
Wholesale of Household Goods	7.4%	Retail Sale of Other Goods in Specialised Stores	5.2%	Sale of Motor Vehicle Parts & Accessories	2.1%
Wholesale of Food, Beverages & Tobacco	7.7%	Retail Sale of Other Household Equipment in Specialised Stores	5.6%	Maintenance & Repair of Motor Vehicles	0.6%

Source: Performance of Wholesale & Retail Trade, May 2025, Department of Statistics Malaysia (DOSM)



@StatsMalaysia

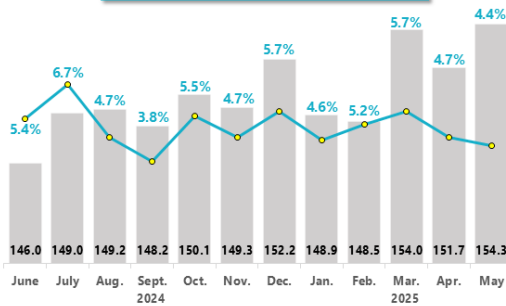




MINISTRY OF ECONOMY
DEPARTMENT OF STATISTICS MALAYSIA

PERFORMANCE OF WHOLESALE & RETAIL TRADE, MAY 2025

Sales Value of Wholesale & Retail Trade (RM billion)



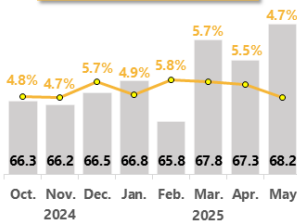
Volume Index

Wholesale & Retail Trade	163.3	4.1%
Wholesale Trade	150.2	5.8%
Retail Trade	186.0	3.7%
Motor Vehicles	140.2	0.1%

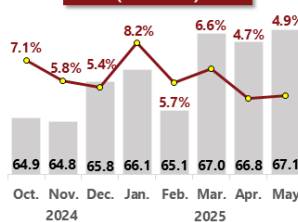
Legend: May 2025 (colored bar), May 2024 (grey bar)

Seasonally Adjusted Volume Index May 2025: 1.6%
(Month-on-Month)

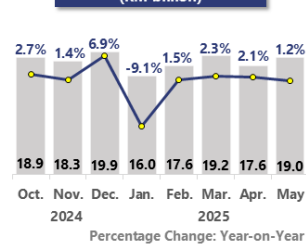
Sales Value of Wholesale Trade (RM billion)



Sales Value of Retail Trade (RM billion)



Sales Value of Motor Vehicles (RM billion)



MAIN GROUPS (SALES VALUE)

Wholesale Trade		Retail Trade		Motor Vehicles	
Other Specialised Wholesale	1.8%	Retail Sale in Non-specialised Stores	4.0%	Sale of Motor Vehicles	0.2%
Wholesale of Household Goods	7.4%	Retail Sale of Other Goods in Specialised Stores	5.2%	Sale of Motor Vehicles Parts & Accessories	2.1%
Wholesale of Food, Beverages & Tobacco	7.7%	Retail Sale of Other Household Equipment in Specialised Stores	5.6%	Maintenance & Repair of Motor Vehicles	0.6%

Source: Performance of Wholesale & Retail Trade, May 2025, Department of Statistics Malaysia (DOSM)



Sales value of Wholesale & retail trade recorded **RM154.3 billion** in May 2025, grew **4.4 per cent** year-on-year. The positive growth was contributed by all sub-sectors, namely Retail trade **4.9 per cent**, Wholesale trade **4.7 per cent**, and Motor vehicles **1.2 per cent**. Meanwhile, for month-on-month comparison, sales value increased **1.7 per cent**.

In terms of volume index, Wholesale & retail trade registered a growth of **4.1 per cent** year-on-year to record **163.3 points**. The increase was supported by Wholesale trade **5.8 per cent**, Retail trade **3.7 per cent**, and Motor Vehicles **0.1 per cent**.

For monthly comparison, volume index edged up **1.7 per cent**, contributed by Motor Vehicles **7.7 per cent**, Wholesale trade **1.6 per cent**, and Retail trade **0.4 per cent**.

As for seasonally adjusted volume index, it increased **1.6 per cent** month-on-month in May 2025.

Contact person:

Baharudin Mohamad
Public Relation Officer
Strategic Communication and International Division
Department of Statistics Malaysia
Tel : +603-8090 4681

Fax : +603-8888 9248

Email : baharudin[at]dosm.gov.my

Copyright ©2025 Department of Statistics Malaysia Official Portal. All Rights Reserved.