



MINISTRY OF ECONOMY
DEPARTMENT OF STATISTICS MALAYSIA

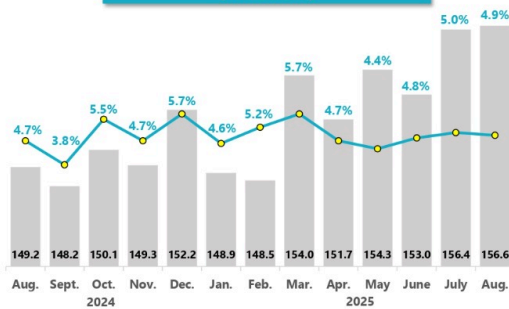
PERFORMANCE OF WHOLESALE & RETAIL TRADE, AUGUST 2025



MINISTRY OF ECONOMY
DEPARTMENT OF STATISTICS MALAYSIA

PERFORMANCE OF WHOLESALE & RETAIL TRADE, AUGUST 2025

Sales Value of Wholesale & Retail Trade
(RM billion)



Volume Index

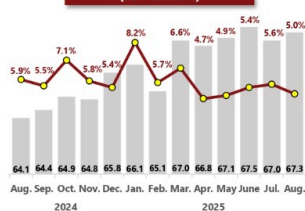


Seasonally Adjusted Volume Index August 2025: -0.5%
(Month-on-Month)

Sales Value of Wholesale Trade
(RM billion)



Sales Value of Retail Trade
(RM billion)



Sales Value of Motor Vehicles
(RM billion)



Percentage Change: Year-on-Year

MAIN GROUPS (SALES VALUE)

Wholesale Trade



Retail Trade



Motor Vehicles



Source: Performance of Wholesale & Retail Trade, August 2025.
Department of Statistics Malaysia (DOSM)



@StatsMalaysia





MINISTRY OF ECONOMY
DEPARTMENT OF STATISTICS MALAYSIA

PERFORMANCE OF WHOLESALE & RETAIL TRADE, AUGUST 2025

Sales Value of Wholesale & Retail Trade (RM billion)



Volume Index

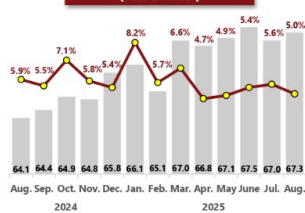
Wholesale & Retail Trade	165.5	4.3%
	158.6	
Wholesale Trade	153.7	5.5%
	145.7	
Retail Trade	186.3	3.7%
	179.7	
Motor Vehicles	144.3	3.1%
	139.9	

Seasonally Adjusted Volume Index August 2025: -0.5% (Month-on-Month)

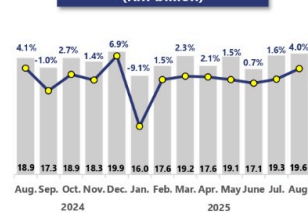
Sales Value of Wholesale Trade (RM billion)



Sales Value of Retail Trade (RM billion)



Sales Value of Motor Vehicles (RM billion)



Percentage Change: Year-on-Year

MAIN GROUPS (SALES VALUE)

Wholesale Trade	Retail Trade	Motor Vehicles
Other Specialised Wholesale 4.8%	Retail Sale in Non-specialised Stores 5.6%	Sale of Motor Vehicles 4.2%
Wholesale of Household Goods 5.4%	Retail Sale of Other Goods in Specialised Stores 6.0%	Sale of Motor Vehicles Parts & Accessories 2.0%
Wholesale of Food, Beverages & Tobacco 5.4%	Retail Sale of Other Household Equipment in Specialised Stores 2.6%	Maintenance & Repair of Motor Vehicles 5.2%

Source: Performance of Wholesale & Retail Trade, August 2025, Department of Statistics Malaysia (DOSM)



Sales value of Wholesale & retail trade recorded **RM156.6 billion** in August 2025, grew **4.9 per cent** year-on-year. The positive growth was contributed by all sub-sectors, namely Wholesale trade **5.1 per cent**, Retail trade **5.0 per cent**, and Motor vehicles **4.0 per cent**. Meanwhile, for month-on-month comparison, sales value inched up by **0.1 per cent**.

In terms of volume index, Wholesale & retail trade registered a growth of **4.3 per cent** year-on-year to record **165.5 points**. The increase was supported by Wholesale trade **5.5 per cent**, Retail trade **3.7 per cent**, and Motor vehicles **3.1 per cent**. For monthly comparison, volume index recorded marginal increase of **0.1 per cent**, contributed by Motor vehicles **1.3 per cent** and Retail trade **0.3 per cent**. As for seasonally adjusted volume index, it decreased **-0.5 per cent** month-on-month in August 2025.

Contact person:

Baharudin Mohamad
Public Relation Officer
Strategic Communication and International Division
Department of Statistics Malaysia
Tel : +603-8090 4681
Fax : +603-8888 9248
Email : baharudin[at]dosm.gov.my

Copyright ©2026 Department of Statistics Malaysia Official Portal. All Rights Reserved.