



MINISTRY OF ECONOMY
DEPARTMENT OF STATISTICS MALAYSIA

MY LOCAL STATS 2020 PUBLICATION

INTRODUCTION

My Local Stats 2020, the fourth series since 2017. This year, My Local Stats publication is released for all 156 administrative districts. Apart from that, it also publishes one publication for the whole country, 13 publications by states and three publications by Federal Territory. This publication provides the statistics needed for sustainable development planning. It integrates economic and social statistics at the administrative district level for the 2018 to 2020 time series.

The publication for each district contains 120 statistical tables including statistics related to the labour market, marriages and divorces, fire breakouts, prisoners, road accidents, drug addiction and closed-circuit television (CCTV).

The main findings in terms of demographic found that Petaling district recorded the highest population in 2020 which is 2.16 million, followed by W.P. Kuala Lumpur (1.77 million) and Johor Bahru (1.56 million). Malaysia's population aged 65 years and above increased to 7.0 per cent in 2020. Perak recorded the highest percentage of the older age population at 11.0 per cent with Kampar recording the highest percentage (12.9%), followed by Kinta (12.3%) and Larut & Matang (11.1%).

Findings in the education field showed that there were 10,220 schools in 2020 that is 7,780 primary schools and 2,440 secondary schools. Johor Bahru district recorded the most teachers with 10,052 persons (primary schools) and W.P. Kuala Lumpur (8,202 persons) for secondary schools. Meanwhile, the largest number of pupils were in Petaling district (153,313 persons) for primary schools and Johor Bahru (100,458 persons) for secondary schools.

Exhibit 1: Content Summary of My Local Stats Publication at Malaysia level, 2020

MY LOCAL STATS, MALAYSIA, 2020

- ❖ *Fourth series publication*
- ❖ *Time series statistics for the year 2018-2020*
- ❖ *Comprises 260 tables (24 new tables)*
- ❖ *Available in bilingual*
- ❖ *Mapping of Sustainable Development Information (SDG) to My Local Stats*



- ❖ **20 Main Area**
- **12 Social Topics**
 - Basic Information;
 - Population;
 - Housing;
 - Employment;
 - Income & Expenditure;
 - Education;
 - Health;
 - Welfare Services;
 - Public Safety;
 - Communication & Recreation;
 - Internet & Social Media; dan
 - Basic Amenities
- **8 Economy Topics**
 - GDP;
 - Consumer Price Index;
 - Export & Import;
 - Agriculture;
 - Mining & Quarrying;
 - Manufacturing;
 - Construction; dan
 - Services

Exhibit 2: Content Summary of My Local Stats Publication at State and District levels, 2020

MY LOCAL STATS, STATE AND DISTRICT, 2020



- ❖ *Comprises 120 tables (15 new tables)*
- ❖ *State and district articles in collaboration with the State Government/ District Officials*
- ❖ *Bilingual infographics*
- ❖ *Mapping of Sustainable Development Information (SDG) to My Local Stats for every state and district*





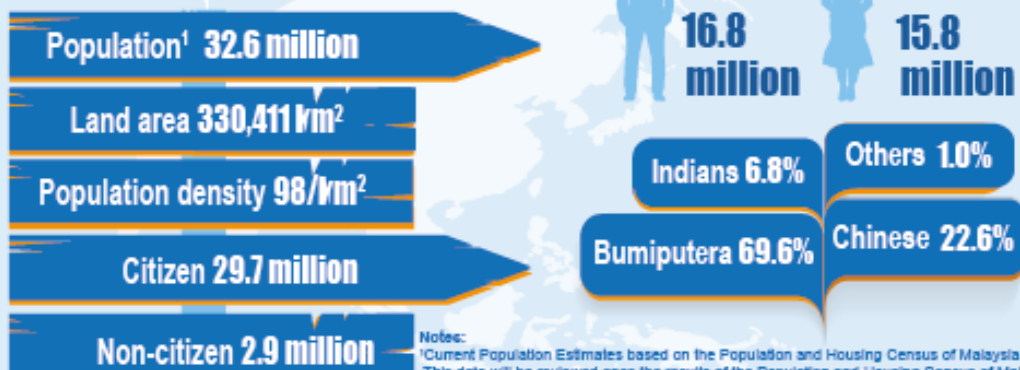
PRIME MINISTER'S DEPARTMENT
DEPARTMENT OF STATISTICS MALAYSIA



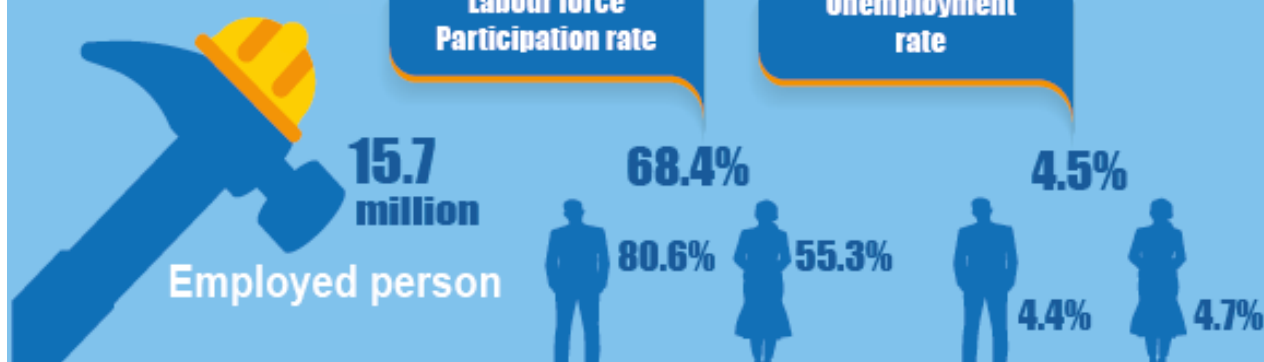
Stats Malaysia
www.bsm.gov.my

SOCIOECONOMICS AT A GLANCE, MALAYSIA 2020

POPULATION



EMPLOYMENT



MONTHLY HOUSEHOLD GROSS INCOME



EDUCATION

	School	Teacher	Pupils
Primary school	7,780	237,093	2,741,995
Secondary school	2,440	180,178	1,988,781

Source:
Ministry of Education Malaysia
Note:
Refer to government and government-aided school

PUBLIC SAFETY



Sources:
Royal Malaysia Police;
Fire and Rescue Department of Malaysia

Note:
¹Police Stations include Headquarters, community police stations, police huts and community police huts



SOCIOECONOMIC AT A GLANCE, MALAYSIA 2020

HEALTH



Hospital¹
404 units



Clinic²
3,171 units

Number of doctors³
78,387 person

Number of nurses⁴
131,258 person

Source: Ministry of Health Malaysia

Note:

¹ Includes government and private hospitals

² Refer to health clinics (includes maternal and child health clinics), rural clinics and community clinics

³ Includes doctor and dentist for government and private but not includes officer at non KKM hospitals

⁴ Includes nurse and community nurse for government, private and officer at non KKM hospitals

Data as at 2019

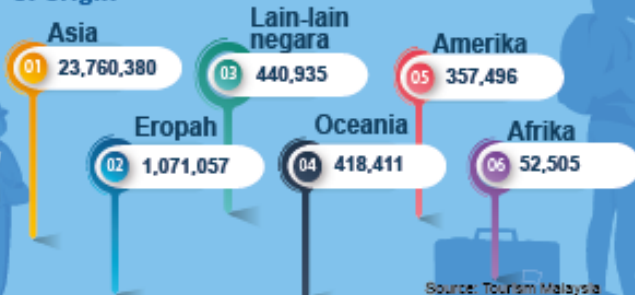
WELFARE SERVICES

Cumulative number of
registered Persons With
Disabilities (PWD)
586,558 person

Source: Department of Social Welfare Malaysia

COMMUNICATION AND RECREATION

Number of tourist arrivals by countries
of origin



Source: Tourism Malaysia

GROSS DOMESTIC PRODUCT

GDP at Constant Price
RM1.34 trillion

Growth Rate
-5.6%

GDP Per Capita
RM46,450

Percentage Share to GDP by Types
of Economy Activity at Constant Price



7.1%
Agriculture



7.2%
Mining &
Quarrying



22.2%
Manufacturing



4.7%
Construction



57.6%
Services

Source: Department of Statistics Malaysia

CONSUMER PRICE INDEX (2010: 100)

CPI 2020: -1.2%

Percentage change of CPI by three main groups



1.3%

Food & Non-Alcoholic
Beverages



-1.7%

Housing, Water, Electricity,
Gas & Other Fuels



-10.0%

Transport

EXPORT AND IMPORT

Export
RM983.8 billion

Import
RM800.5 billion





MY LOCAL STATS, 2020

TOP STATISTICS AT ADMINISTRATIVE DISTRICT



POPULATION (thousand)

	Total	0 – 14 years	15 – 64 years	65 years and above
Petaling	2,157.2	Petaling 483.5	Petaling 1,549.9	W.P. Kuala Lumpur 133.7
W.P. Kuala Lumpur	1,766.0	Johor Bahru 358.0	W.P. Kuala Lumpur 1,280.2	Petaling 123.9
Johor Bharu	1,558.7	W.P. Kuala Lumpur 352.1	Johor Bahru 1,083.7	Johor Bahru 117.0
Ulu Langat	1,373.2	Ulu Langat 313.9	Ulu Langat 981.6	Kinta 98.4
Klang	1,021.3	Klang 225.6	Klang 737.6	Ulu Langat 77.8

NUMBER OF SCHOOLS, TEACHERS AND PUPILS¹

	School	Teacher	Pupil
Primary	W.P. Kuala Lumpur 191	Johor Bharu 10,052	Petaling 153,313
	Johor Bharu 181	Petaling 9,295	Johor Bharu 151,081
	Petaling 148	W.P. Kuala Lumpur 9,105	W.P. Kuala Lumpur 131,465
Secondary	W.P. Kuala Lumpur 104	W.P. Kuala Lumpur 8,202	Johor Bharu 100,458
	Johor Bharu 87	Johor Bharu 7,616	Petaling 98,239
	Petaling 77	Petaling 6,923	W.P. Kuala Lumpur 86,804



Note:

¹ Refer to government schools and government-aided schools

^P preliminary

HOUSING



Median House Price Trend

Condominium/ apartment

Timur Laut	RM620,000
W.P. Kuala Lumpur	RM517,000
Barat Daya	RM500,000

Semi-detached houses

W.P. Kuala Lumpur	RM2,000,000
Petaling	RM1,600,000
W.P. Putrajaya	RM1,275,000

Terrace houses

Timur Laut	RM960,000
W.P. Putrajaya	RM855,000
W.P. Kuala Lumpur	RM750,000

The data will be updated based on the latest available figures and subsequently published in the publication 2020.

Released By:

DATO' SRI DR. MOHD UZIR MAHIDIN
CHIEF STATISTICIAN MALAYSIA
DEPARTMENT OF STATISTICS, MALAYSIA

 **DrUzir_Mahidin**   **Dr_Uzir**

#myHariBulan# #myBulan# #myTahun#

Contact person:

Mohd Yusrizal Ab Razak

Public Relation Officer
Strategic Communication and International Division
Department of Statistics, Malaysia
Tel : +603-8885 7942
Fax : +603-8888 9248
Email : yusrizal.razak[at]dosm.gov.my

Contact person:

Baharudin Mohamad
Public Relation Officer
Strategic Communication and International Division
Department of Statistics Malaysia
Tel : +603-8090 4681
Fax : +603-8888 9248
Email : baharudin[at]dosm.gov.my

Copyright ©2026 Department of Statistics Malaysia Official Portal. All Rights Reserved.