



MINISTRY OF ECONOMY  
DEPARTMENT OF STATISTICS MALAYSIA

## MONTHLY RUBBER STATISTICS, SEPTEMBER 2025

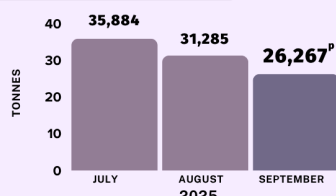


KEMENTERIAN EKONOMI  
JABATAN PERANGKAIAN MALAYSIA

### MONTHLY RUBBER STATISTICS, SEPTEMBER 2025

#### PRODUCTION of NATURAL RUBBER

↓ -14.8%



#### AVERAGE PRICE (cent/kg)



**S.M.R. 20**  
SEPTEMBER 2025: 741.89  
AUGUST 2025: 731.86

↑ 1.4%



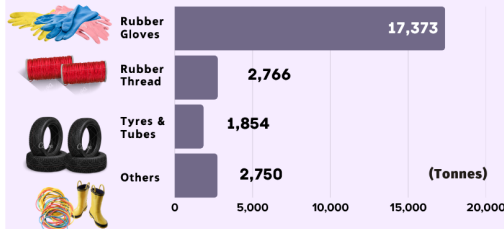
**Concentrated Latex**  
SEPTEMBER 2025: 577.89  
AUGUST 2025: 569.48

↑ 1.5%

#### DOMESTIC CONSUMPTION

↑ 3.5%

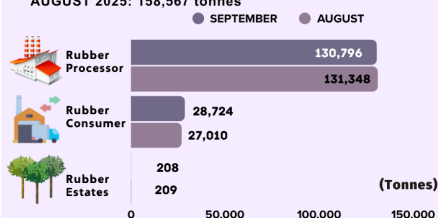
SEPTEMBER 2025: 24,742<sup>P</sup> tonnes  
AUGUST 2025: 23,904 tonnes



#### STOCKS

↑ 0.7%

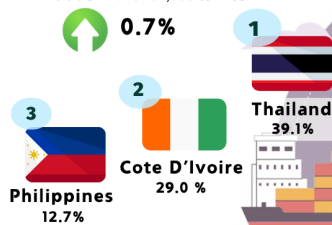
SEPTEMBER 2025: 159,629<sup>P</sup> tonnes  
AUGUST 2025: 158,567 tonnes



#### IMPORTS

SEPTEMBER 2025: 63,377<sup>P</sup> tonnes  
AUGUST 2025: 62,966 tonnes

↑ 0.7%



#### EXPORTS

SEPTEMBER 2025: 33,548<sup>P</sup> tonnes  
AUGUST 2025: 39,517 tonnes

↓ -15.1%



Note: ↑ ↓ change month on month : P = Preliminary : S.M.R = Standard Malaysian Rubber

Source: Monthly Rubber Statistics September 2025, Department of Statistics Malaysia (DOSM)



@StatsMalaysia



## **Malaysia natural rubber production decreased by 14.8 per cent in September 2025**

*Natural Rubber (NR) production decreased by 14.8 per cent in September 2025 (26,647 tonnes) as compared to August 2025 (31,285 tonnes). Year-on-year comparison showed that the production of NR decreased by 16.3 per cent (September 2024: 31,847 tonnes). Production of NR in September 2025 for Malaysia was mainly contributed by smallholders sector (85.2%) as compared to estates sector (14.8%).*

*Total stocks of NR in September 2025 increased by 0.7 per cent to 159,629 tonnes as compared to 158,157 tonnes in August 2025. Rubber processors factory contributed 81.9 per cent of the stocks followed by rubber consumers factory (18.0%) and rubber estates (0.1%).*

*Exports of Malaysia's NR amounted to 33,548 tonnes in September 2025, decreased 15.1 per cent as against August 2025 (39,517 tonnes). P.R. China remained as the main destination for NR exports which accounted 44.2 per cent of total exports in September 2025 followed by United Arab Emirates (13.8%), the Germany (12.8%), the United States of America (5.5%) and Portugal (4.2%). The exports performance was contributed by NR-based product such as gloves, tyre, tube and rubber thread. Gloves were the main exports of rubber-based products with a value of RM1.1 billion in September 2025, a decrease of 8.2 per cent as compared to August 2025 (RM1.2 billion).*

*Analysis of the average monthly price showed that Concentrated Latex recorded an increase of 1.5 per cent (September 2025: 577.89 sen per kg; August 2025: 569.48 sen per kg) while Scrap increased by 1.7 per cent (September 2025: 604.53 sen per kg; August 2025: 594.18 sen per kg). Trend of prices for all Standard Malaysian Rubber (S.M.R) was increased 1.4 per cent and 2.1 per cent.*

*The performance of the third quarter of 2025 showed natural rubber production increased by 36.9 per cent to 93,815 tonnes as compared to 68,513 tonnes in the second quarter of 2025. The annual performance of Malaysia's natural rubber production in the third quarter of 2025 recorded a decrease of 11.3 per cent as compared to the third quarter 2024 (105,715 tonnes).*

### **Contact person:**

Baharudin Mohamad  
Public Relation Officer  
Strategic Communication and International Division  
Department of Statistics Malaysia  
Tel : +603-8090 4681  
Fax : +603-8888 9248  
Email : baharudin[at]dosm.gov.my

**Copyright ©2026 Department of Statistics Malaysia Official Portal. All Rights Reserved.**