



MINISTRY OF ECONOMY
DEPARTMENT OF STATISTICS MALAYSIA

MONTHLY RUBBER STATISTICS MALAYSIA, SEPTEMBER 2018

Natural rubber production in September 2018 slumped 22.0 per cent

Malaysia's natural rubber production in September was **49,022** tonnes, declined by **22.0** per cent as compared to **62,862** tonnes in August. Year-on-year comparisons showed the production decreased by **6.1** per cent.

Average price of Latex Concentrate was recorded at **409.18** sen per kilogramme and the average price of Standard Malaysian Rubber 20 (S.M.R. 20) was **544.29** sen per kilogramme. Both prices showed an increase of **0.5** per cent and **0.2** per cent respectively as compared to the average price in August 2018.

Malaysia's natural rubber exports amounted **52,365** tonnes, a decrease of **9.2** per cent as compared to August 2018. Main destination of exported natural rubber was to China accounting **49.4** per cent of total exports in September. It was followed by Germany (**16.8%**), Finland (**5.4%**), Korea (**3.0%**) and Turkey (**2.8%**).

Domestic consumption of natural rubber in September 2018 was **41,219** tonnes against **42,984** tonnes during August 2018, a reduction of **4.1** per cent. The rubber glove industry as the main consumer uses **31,454** tonnes or **76.3** per cent of the total natural rubber domestic consumption.

Stock of natural rubber stood at **179,844** tonnes, dropped by **2.3** per cent against **184,051** tonnes at the end of August 2018.



Production

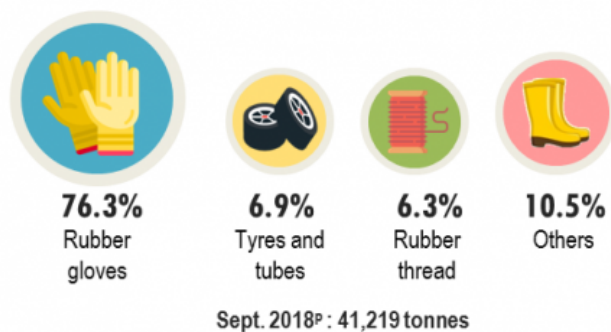
Production of natural rubber dropped by **22.0%** in September 2018.



89.5% of natural rubber production was from the smallholding sector.

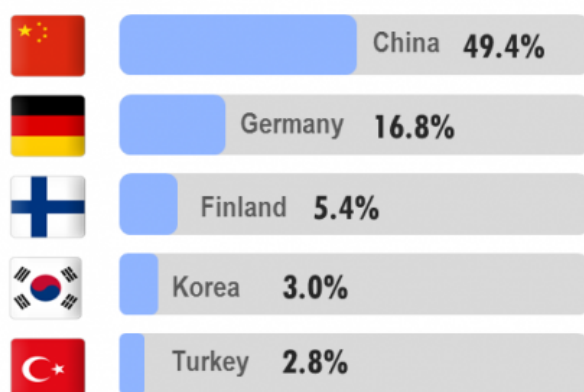
Domestic consumption

Rubber gloves industry was the main consumer of natural rubber at **76.3%**.



Exports

Exports of natural rubber decreased by **9.2%** as compared to August 2018. The main destination of natural rubber exports was China.

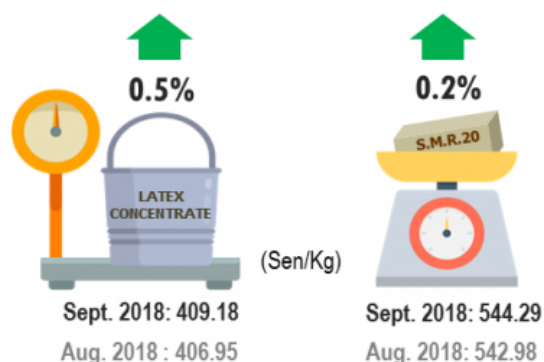


p = provisional

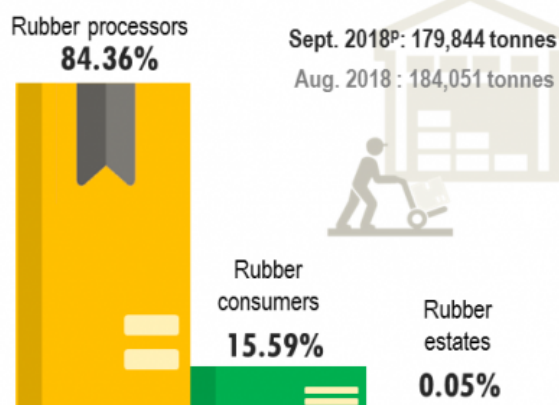
Sept. 2018^p: 52,365 tonnes

Source: Monthly Rubber Statistics, Malaysia, September 2018

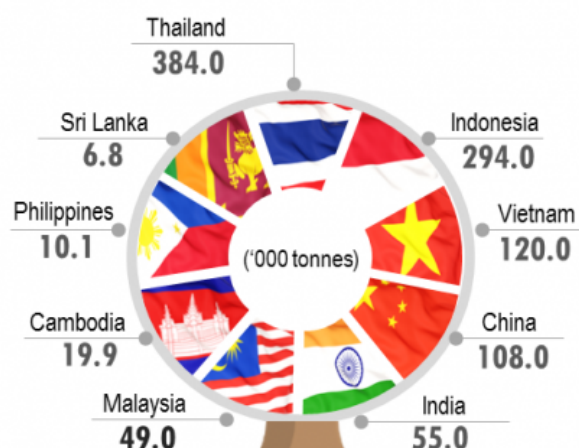
Average price



Stocks



Production of natural rubber by main producing countries*, September 2018



Source: Ministry of Primary Industries

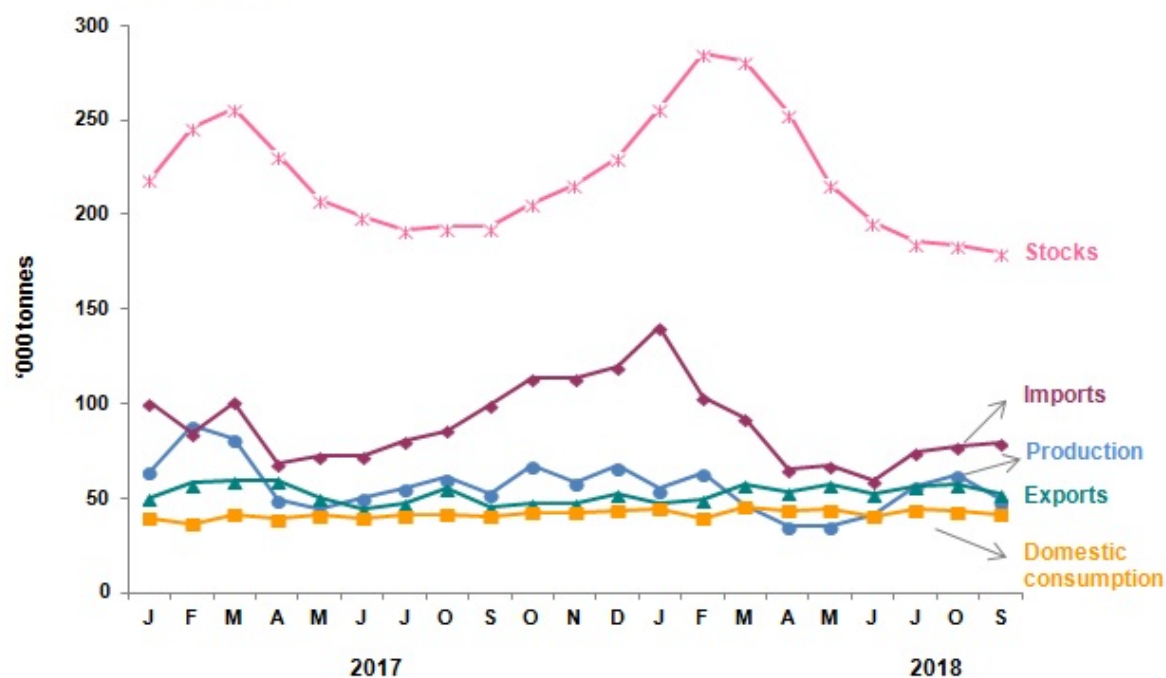
*Association of Natural Rubber Producing Countries (ANRPC)

Table 1 presents the principal statistics of rubber for September 2018 while Chart 1 shows the monthly time series from January 2017 to September 2018.

Table 1: Principal statistics of rubber, September 2018

Principal Statistics	September 2017	August 2018	September 2018	Change month-on-month September 2018/ August 2018 (%)	Change year-on-year September 2018/ September 2017 (%)
Production (tonnes)	52,194	62,862	49,022	-22.0	-6.1
Exports (tonnes)	45,144	57,670	52,365	-9.2	16.0
Imports (tonnes)	99,957	77,246	79,811	3.3	-20.2
Domestic consumption (tonnes)	40,459	42,984	41,219	-4.1	1.9
Closing stocks (tonnes)	193,587	184,051	179,844	-2.3	-7.1
Number of paid workers (estate)	10,159	11,752	11,804	0.4	16.2
Salaries & wages (estate) (RM'000)	13,207	17,541	16,111	-8.2	22.0

Chart 1: Monthly production, exports, imports, domestic consumption and stocks of natural rubber 2017/2018



*Notes:

Data for September 2018 is **provisional**. The data will be updated based on the latest available figures and subsequently published in the October 2018 publication.

Released By:

DATO' SRI DR. MOHD UZIR MAHIDIN
CHIEF STATISTICIAN MALAYSIA
DEPARTMENT OF STATISTICS, MALAYSIA

 [DrUzir_Mahidin](#)  [Dr_Uzir](#) 

#myHariBulan# #myBulan# #myTahun#

Contact person:

Ho Mei Kei
Public Relation Officer
Strategic Communication and International Division
Department of Statistics, Malaysia
Tel : +603-8885 7942
Fax : +603-8888 9248
Email : mkho[at]dosm.gov.my

Contact person:

Baharudin Mohamad
Public Relation Officer
Strategic Communication and International Division
Department of Statistics Malaysia
Tel : +603-8090 4681
Fax : +603-8888 9248
Email : baharudin[at]dosm.gov.my

Copyright ©2025 Department of Statistics Malaysia Official Portal. All Rights Reserved.