



MINISTRY OF ECONOMY  
DEPARTMENT OF STATISTICS MALAYSIA

---

## MONTHLY RUBBER STATISTICS MALAYSIA, SEPTEMBER 2017

---

### **Production of natural rubber (NR) dropped 14.1 per cent in September 2017**

Natural rubber (NR) production dropped by **14.1** per cent in September 2017 to **52,472** tonnes compared to August 2017. Smallholding sector is the main contributor of NR production which is more than **90** per cent.

Average monthly price of latex concentrate and S.M.R.20 in September 2017 at **552.31** sen per kilogramme and **660.50** sen per kilogramme respectively. The average monthly price of latex concentrate increased by **8.79** sen per kilogramme (**1.6%**) from August 2017. Meanwhile, the average monthly price of S.M.R.20 increased by **16.25** sen per kilogramme (**2.5%**).

Exports of NR in September 2017 recorded at **45,144** tonnes, decreased by **18.3** per cent than the previous month. Five main destinations of NR exports were China, Germany, Iran, Finland and U.S.A.

Meanwhile, domestic consumption of NR in September 2017 decreased by **3.6** per cent to **40,254** tonnes from previous month **73.5** per cent of domestic consumption dominated by the rubber glove industry.

The level of NR stocks went up by **0.3** per cent to **194,095** tonnes at the end of September 2017.

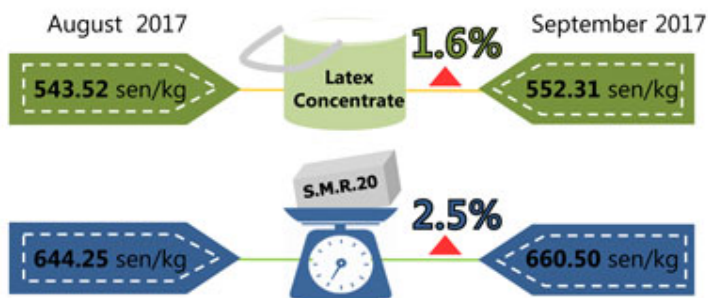


## Production of natural rubber (NR) dropped 14.1 per cent in September 2017

The smallholding sector dominates the production of natural rubber with a contribution of 92.7%.



### Average price



### Domestic consumption

Total : 40,254 tonnes

Rubber gloves industry was the largest consumer of NR which is 73.5%.



Rubber  
Gloves

73.5%



Rubber  
Thread

8.8%



Tyres and  
Tubes

7.4%




Others

10.3%

### Exports

Exports of natural rubber decreased by 18.3% as compared to August 2017. The main destination of NR exports was China.

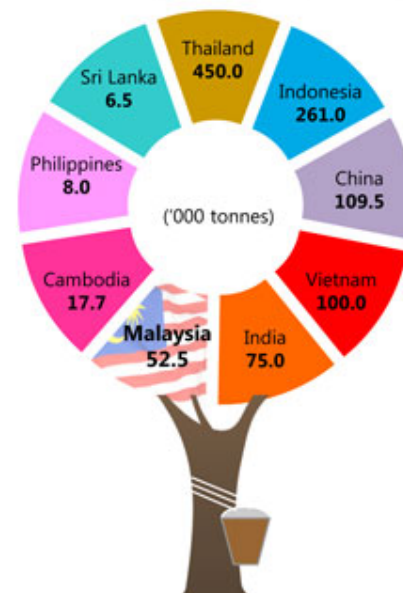


Total exports : 45,144 tonnes

### Stocks



### Production of Natural Rubber by Association of Natural Rubber Producing Countries (ANRPC)



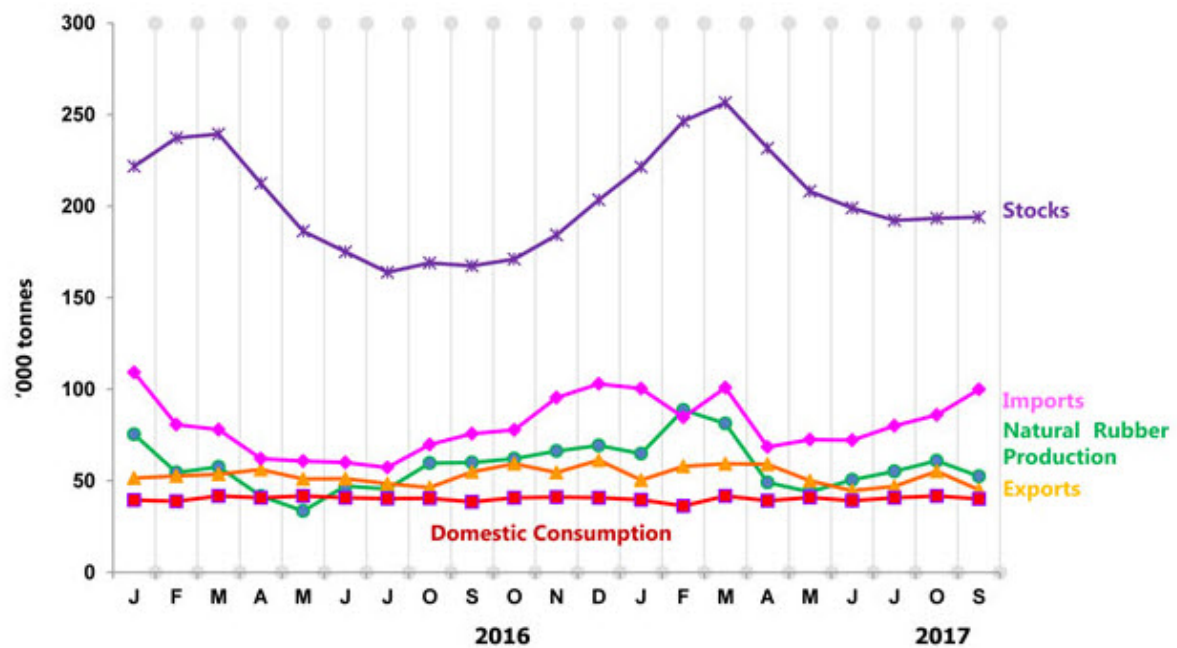
Source: Ministry of Plantation Industries and Commodities

Table 1 presents the principal statistics of rubber for September 2017 while Chart 1 shows the monthly time series from September 2016 to September 2017.

Table 1: Principal statistics of rubber, September 2017

Principal Statistics	September 2016	August 2017	September 2017	Change month-on-month Sept. 2017/ August 2017 (%)	Change year-on-year Sept. 2017/ Sept. 2016 (%)
Production (tonnes)	60,058	61,095	52,472	-14.1	-12.6
Exports (tonnes)	55,036	55,240	45,144	-18.3	-18.0
Imports (tonnes)	75,661	86,003	99,957	16.2	32.1
Domestic consumption (tonnes)	38,636	41,774	40,254	-3.6	4.2
Closing stocks (tonnes)	167,513	193,535	194,095	0.3	15.9
Number of paid workers (estate)	10,365	10,173	10,121	-0.5	-2.4
Salaries & wages (RM'000) (estate)	13,964	13,326	13,244	-0.6	-5.2

Chart 1: Monthly production, exports, imports, domestic consumption and stocks of natural rubber 2016/2017



\*Notes:

Data for September 2017 is **provisional**.

The data will be updated based on the latest available figures and subsequently published in the October 2017 publication.

**Released By:**

**THE OFFICE OF CHIEF STATISTICIAN MALAYSIA**

**DEPARTMENT OF STATISTICS, MALAYSIA**

**#myHariBulan# #myBulan# #myTahun#**

**Contact person:**

Ho Mei Kei

Public Relation Officer

Corporate and User Services Division

Department of Statistics, Malaysia

**Tel :** +603-8885 7942

**Fax :** +603-8888 9248

**Email :** mkho[at]stats.gov.my

**Contact person:**

Baharudin Mohamad

Public Relation Officer

Strategic Communication and International Division

Department of Statistics Malaysia

**Tel :** +603-8090 4681

**Fax :** +603-8888 9248

**Email :** baharudin[at]dosm.gov.my

**Copyright ©2025 Department of Statistics Malaysia Official Portal. All Rights Reserved.**