



MINISTRY OF ECONOMY  
DEPARTMENT OF STATISTICS MALAYSIA

---

## MONTHLY RUBBER STATISTICS MALAYSIA, NOVEMBER 2021

---

### **Malaysia rubber production decreased by 26.8 per cent in November 2021**

The Department of Statistics, Malaysia today released Monthly Rubber Statistics, Malaysia, November 2021. This publication consists of statistics on production, imports, exports, domestic consumption, stocks, prices, number of employees, salaries & wages and productivity of rubber estates.

Natural rubber production decreased by 26.8 per cent in November 2021 (31,577 tonnes) as compared to October 2021 (43,127 tonnes). Year-on-year comparison also showed that the production declined by 25.8 percent (November 2020: 42,554 tonnes). The decline in production was due to supply disruptions at the supply level because of weather uncertainties as well as high rainfall distribution factors. Production of natural rubber in November 2021 for Malaysia was mainly contributed by smallholders sector (89.8%) as compared to estates sector (10.2%).

Total stocks of natural rubber decreased 4.2 per cent in November 2021 to 269,757 tonnes as compared to 281,718 tonnes in October 2021. Rubber processors factory was contributing 92.0 per cent of the stocks followed by rubber consumers factory (7.9%) and rubber estates (0.1%).

Exports of Malaysia's natural rubber amounted to 60,942 tonnes in November 2021, decreased by 2.0 per cent as against October 2021 (62,167 tonnes). P.R. China continued to dominate as the highest importer of natural rubber with 44.6 per cent from total exports in November 2021 followed by U.S.A (11.4%), Germany (5.1%), Iran (4.0%) and Finland (3.7%). The exports performance was contributed by natural rubber-based product such as gloves, tyre, tube, rubber thread and condom. Gloves were the main exports of rubber-based products with a value of RM2.5 billion in November 2021, a decrease of 4.9 per cent as compared to October 2021 (RM2.6 billion).

Analysis of the average monthly price showed that Latex Concentrated recorded an increase of 6.2 per cent (November 2021: 553.64 sen per kg, October 2021:

521.20 sen per kg) and Scrap 1.3 per cent (November 2021: 586.10 sen per kg, October 2021: 578.52 sen per kg). A similar trend is also observed for all Standard Malaysian Rubber (S.M.R) which increased between 1.1 to 6.1 per cent. The movement of global prices as reported by World Bank Commodity Price Data also showed that the prices for TSR 20 (Technically Specified Rubber) and SGP/MYS (Singapore/Malaysia) type increased 0.8 per cent (from USD1.73/kg to USD1.74/kg) and 3.2 per cent (from USD1.87/kg to USD1.93/kg) respectively. Malaysian Rubber Board reported although the rubber market exhibited an uptrend, there is some hiccups in the market bolstered by declines in natural rubber production and positive developments surrounding the global economy especially U.S. and China relations progress.

The performance of Malaysia's natural rubber production in the first eleven months of 2021 fell 7.7 per cent as compared to the same period in 2020 (January-November 2021: 429,062 tonnes, January-November 2020: 464,878 tonnes).

## MONTHLY RUBBER STATISTICS, NOVEMBER 2021



### PRODUCTION (tonnes)

**November 2021<sup>P</sup> : 31,577**

↓ 26.8%

**October 2021 : 43,127**



### AVERAGE PRICE (sen/kg)

**November 2021: 721.88**

October 2021 : 714.08

↑ 1.1%

**November 2021: 553.64**

October 2021 : 521.20

↑ 6.2%

### STOCKS

**November 2021<sup>P</sup> : 269,757 tonnes**

October 2021 : 281,718 tonnes



0.1%

#### Rubber Estates

**November : 326 tonnes**

October : 346 tonnes



7.9%

#### Rubber Consumers

**November : 21,146 tonnes**

October : 22,154 tonnes



#### Rubber Processors

**November : 248,285 tonnes**

October : 259,218 tonnes

92.0%

### DOMESTIC CONSUMPTION

**November 2021<sup>P</sup> : 43,353 tonnes**

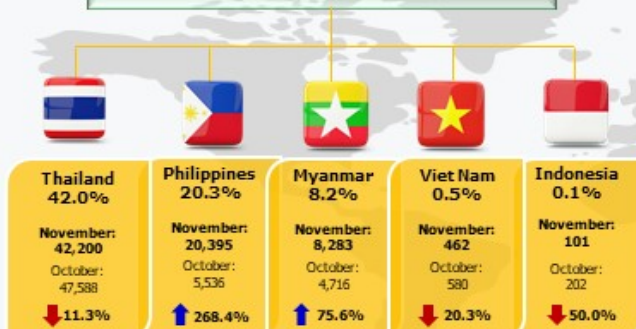
October 2021 : 43,535 tonnes



### IMPORTS

**November 2021<sup>P</sup> : 100,516 tonnes**

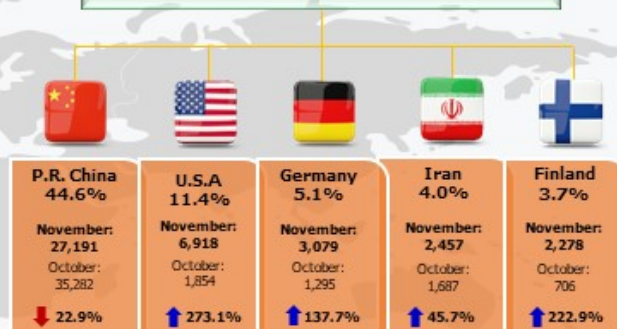
October 2021 : 97,262 tonnes



### EXPORTS

**November 2021<sup>P</sup> : 60,942 tonnes**

October 2021 : 62,167 tonnes



<sup>P</sup> : preliminary

Source: Monthly Rubber Statistics, Malaysia, November 2021

Table 1 presents the principal statistics of rubber for November 2021 while Chart 1 & 2 shows the monthly time series until November 2021.

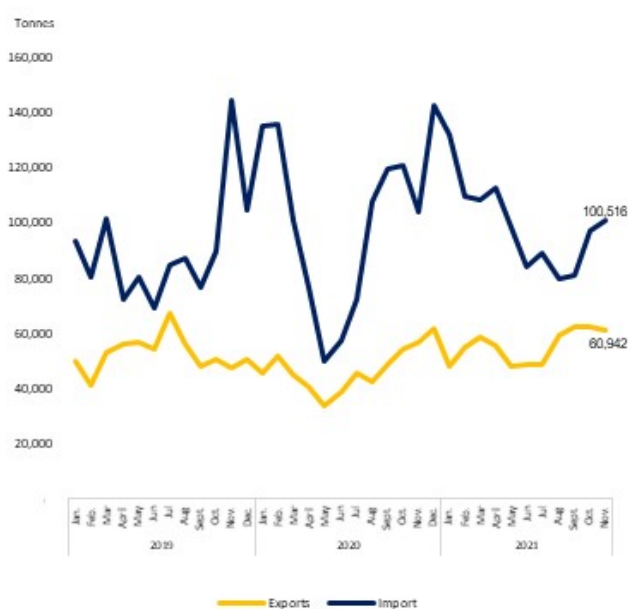
**Table 1: Principal statistics of rubber, November 2021**

Principal Statistics	November 2020	October 2021	November 2021	Change month-on-month November 2021/ October 2021 (%)	Change year-on-year November 2021/ November 2020 (%)
Production (tonnes)	42,554	43,127	31,577	(26.8)	(25.8)
Exports (tonnes)	56,522	62,167	60,942	(2.0)	7.8
Imports (tonnes)	104,038	97,262	100,516	3.3	(3.4)
Domestic consumption (tonnes)	44,355	43,535	43,353	(0.4)	(2.3)
Closing stocks (tonnes)	259,443	281,718	269,757	(4.2)	4.0
Number of paid workers (estate)	9,908	8,321	8,104	(2.6)	(18.2)
Salaries & wages (estate) (RM'000)	15,243	14,154	13,535	(4.4)	(11.2)

**Chart 1: Monthly production and domestic consumption of natural rubber 2019 - November 2021 (tonnes)**



**Chart 2: Monthly imports and exports of natural rubber 2019 - November 2021 (tonnes)**



The full publication of the Monthly Rubber Statistics, November 2021 can be downloaded through [eStatistik](#) Portal.

For more details, please refer to the Department's portal: [www.dosm.gov.my](http://www.dosm.gov.my)

\*Notes:

Data for November 2021 is **provisional**. The data will be updated based on the latest available figures and subsequently published in the December 2021 publication.

**Released By:**

**DATO' SRI DR. MOHD UZIR MAHIDIN**  
**CHIEF STATISTICIAN MALAYSIA**  
**DEPARTMENT OF STATISTICS, MALAYSIA**

 [DrUzir\\_Mahidin](#)  [Dr\\_Uzir](#) 

**#myHariBulan# #myBulan# #myTahun#**

**Contact person:**

Mohd Yusrizal bin Ab. Razak  
Public Relation Officer  
Strategic Communication and International Division  
Department of Statistics, Malaysia  
Tel : +603-8885 7942  
Fax : +603-8888 9248  
E-mail : [yusrizal.razak\[at\]dosm.gov.my](mailto:yusrizal.razak[at]dosm.gov.my)

**Contact person:**

Baharudin Mohamad  
Public Relation Officer  
Strategic Communication and International Division  
Department of Statistics Malaysia  
Tel : +603-8090 4681  
Fax : +603-8888 9248  
Email : [baharudin\[at\]dosm.gov.my](mailto:baharudin[at]dosm.gov.my)

**Copyright ©2025 Department of Statistics Malaysia Official Portal. All Rights Reserved.**