



MINISTRY OF ECONOMY  
DEPARTMENT OF STATISTICS MALAYSIA

---

## MONTHLY RUBBER STATISTICS MALAYSIA, NOVEMBER 2020

---

### **Production of natural rubber decreased 14.8 per cent in November 2020**

Production of natural rubber decreased **14.8** per cent in November 2020 to **42,554** tonnes as compared to **49,943** tonnes in the previous month. Meanwhile, year on year also showed a decreased in production with **19.7** per cent.

Exports of Malaysia's natural rubber amounted **56,522** tonnes in November 2020, an increase of **3.7** per cent against **54,492** tonnes in October 2020. P.R. China remains as the main destination for natural rubber exports with **57.8** per cent of total exports in November 2020 followed by Germany (**9.1%**), Iran (**5.1%**), Finland (**3.4%**) and Turkey (**3.4%**).

Rubber gloves was the main export item with export value **RM4.4** billion in October 2020, an increase of **0.9** per cent to **RM4.5** billion in November 2020. United States of America, Germany and P.R. China were among the highest importer of rubber gloves.

The stocks of natural rubber increased in November 2020 with **259,440** tonnes as compared to **258,052** tonnes in October 2020 with an increase of **0.5** per cent.

Average price of Latex Concentrate recorded an increase of **620.76** sen per kilogramme as compared to October 2020 (**576.14** sen per kilogramme). Standard Malaysian Rubber 20 (S.M.R. 20) also increased to **632.74** sen per kilogramme as compared to **621.76** sen per kilogramme for the same period.

Total domestic consumption for natural rubber was **44,236** tonnes, a decrease of **8.4** per cent as compared to the previous month. Rubber gloves industry continues to dominate the use of natural rubber with **33,110** tonnes or **74.8** per cent from the total domestic consumption.



## MONTHLY RUBBER STATISTICS

## NOVEMBER 2020

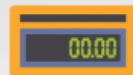


### PRODUCTION

tonnes

NOVEMBER 2020<sup>p</sup> : 42,554  
OCTOBER 2020 : 49,943

↓ 14.8%



### AVERAGE PRICE

sen/kg

NOVEMBER 2020 : 620.76 NOVEMBER 2020 : 632.74  
OCTOBER 2020 : 484.57576.14 OCTOBER 2020 : 621.76

↑ 7.7%

↑ 1.8%



Concentrate  
Latex



S.M.R 20

### STOCKS

tonnes

NOVEMBER 2020<sup>p</sup> : 259,440



Rubber  
Estates

0.2%



Rubber  
Consumer

9.5%



Rubber  
Processors

90.3%

### DOMESTIC CONSUMPTION

tonnes

NOVEMBER 2020<sup>p</sup> : 44,236



74.8%

Rubber gloves



8.6%

Rubber thread



7.1%

Tyres and tube



9.5%

Others

### Production of natural rubber by main producing countries\* November 2020

('000 tonnes)



**MALAYSIA**  
42.6<sup>p</sup>



Thailand  
363.8<sup>e</sup>




Sri Lanka  
6.1<sup>e</sup>



Cambodia  
44.8<sup>e</sup>



India  
79.0<sup>e</sup>



P.R. China  
125.6<sup>e</sup>



Vietnam  
100.0<sup>e</sup>



Philippines  
12.2<sup>e</sup>



Indonesia  
240.0<sup>e</sup>



P.R. China  
57.8%



Turkey  
3.4%



Germany  
9.1%

### EXPORTS

tonnes

November 2020<sup>p</sup>  
56,522



Iran  
5.1%



Finland  
3.4%

\*Association of Natural Rubber Producing Countries (ANRPC)

Source : Ministry of Plantation Industries and Commodities, MPIC

p : provisional | e : estimate

Source : Monthly Rubber Statistics, Malaysia, November 2020

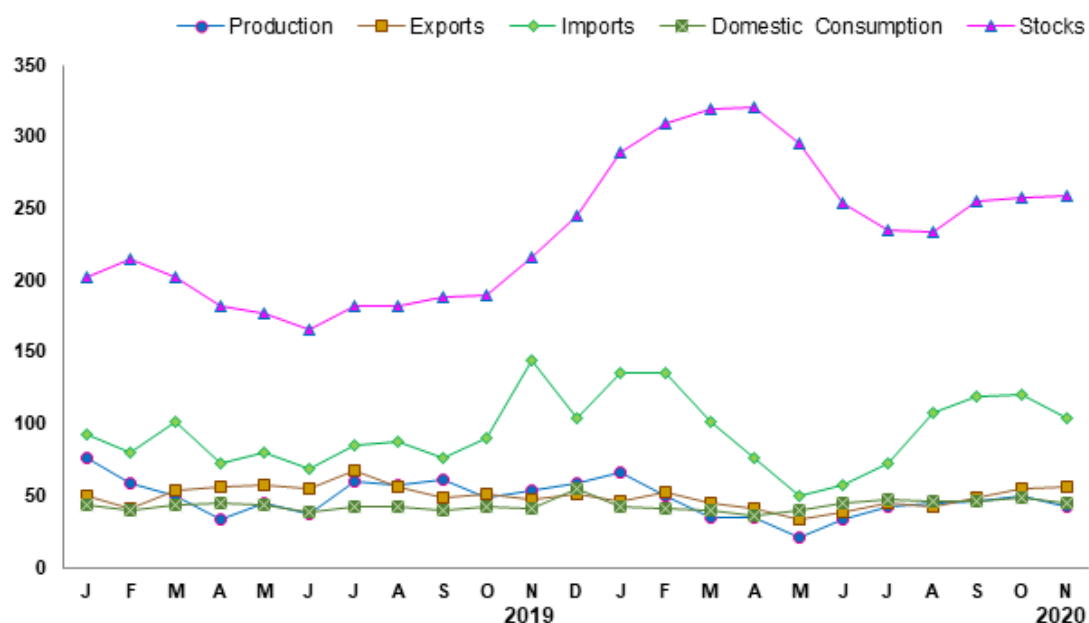
Table 1 presents the principal statistics of rubber for November 2020 while Chart 1 shows the monthly time series from November 2019 to November 2020.

**Table 1: Principal statistics of rubber, November 2020**

Principal Statistics	November 2019	October 2020	November 2020	Change month-on-month November 2020/ October 2020 (%)	Change year-on-year November 2020/ November 2019 (%)
Production (tonnes)	53,019	49,943	42,554	-14.8	-19.7
Exports (tonnes)	47,488	54,492	56,522	3.7	19.0
Imports (tonnes)	144,250	120,876	104,038	-13.9	-27.9
Domestic consumption (tonnes)	41,463	48,270	44,236	-8.4	6.7
Closing stocks (tonnes)	216,582	258,052	259,440	0.5	19.8
Number of paid workers (estate)	11,002	10,146	9,908	-2.3	-9.9
Salaries & wages (estate) (RM'000)	17,494	15,987	15,243	-4.7	-12.9

**Chart 1: Monthly production, exports, imports, domestic consumption and stocks of natural rubber 2019/2020**

('000 tonnes)



The full publication of the Monthly Rubber Statistics, November 2020 can be downloaded through eStatistik Portal.

For more details, please refer to the Department's portal: [www.dosm.gov.my](http://www.dosm.gov.my)

\*Notes:

Data for November 2020 is **provisional**. The data will be updated based on the latest available figures and subsequently published in the December 2020 publication.

**Released By:**

**DATO' SRI DR. MOHD UZIR MAHIDIN**  
**CHIEF STATISTICIAN MALAYSIA**  
**DEPARTMENT OF STATISTICS, MALAYSIA**

 **DrUzir\_Mahidin**  **Dr\_Uzir** 

**#myHariBulan# #myBulan# #myTahun#**

**Contact person:**

Mohd Yusrizal bin Ab. Razak  
Public Relation Officer  
Strategic Communication and International Division  
Department of Statistics, Malaysia  
Tel : +603-8885 7942  
Fax : +603-8888 9248  
E-mail : [yusrizal.razak\[at\]dosm.gov.my](mailto:yusrizal.razak[at]dosm.gov.my)

**Contact person:**

Baharudin Mohamad  
Public Relation Officer  
Strategic Communication and International Division  
Department of Statistics Malaysia  
Tel : +603-8090 4681  
Fax : +603-8888 9248  
Email : [baharudin\[at\]dosm.gov.my](mailto:baharudin[at]dosm.gov.my)

**Copyright ©2025 Department of Statistics Malaysia Official Portal. All Rights Reserved.**