



MINISTRY OF ECONOMY  
DEPARTMENT OF STATISTICS MALAYSIA

---

## MONTHLY RUBBER STATISTICS MALAYSIA, NOVEMBER 2018

---

### **Natural rubber production increased 1.9 per cent in November 2018**

Malaysia's natural rubber production increased by **1.9** per cent in November to **52,174** tonnes as compared to **51,209** tonnes in October. Year-on-year comparisons showed the production decreased by **11.1** per cent.

Average price of Latex Concentrate was recorded at **380.63** sen per kilogramme whereas the average price of Standard Malaysian Rubber 20 (S.M.R. 20) was **509.35** sen per kilogramme, both fell **5.2** per cent and **6.2** per cent respectively as compared to the average price in October 2018.

Malaysia's natural rubber exports amounted **52,943** tonnes, a decrease of **2.3** per cent as compared to October 2018. Main destination of exported natural rubber was to China, **56.9** per cent of the total exports in November. This was followed by Germany (**11.9%**), Finland (**4.6%**), Iran (**3.0%**) and Korea (**3.0%**).

Domestic consumption of natural rubber in November 2018 was **42,834** tonnes against **44,771** tonnes during October 2018, a decrease of **4.3** per cent. The rubber glove industry as the main consumer consumed **76.4** per cent (**32,744** tonnes) of the total natural rubber domestic consumption.

Stock of natural rubber stood at **169,920** tonnes, gained by **2.6** per cent as compared to **165,550** tonnes at the end of October 2018.

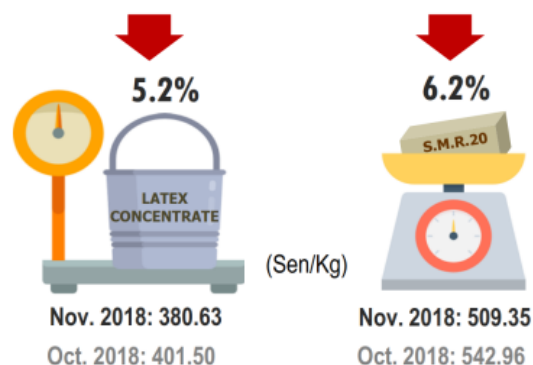


## Production

Production of natural rubber increased by **1.9%** in November 2018.

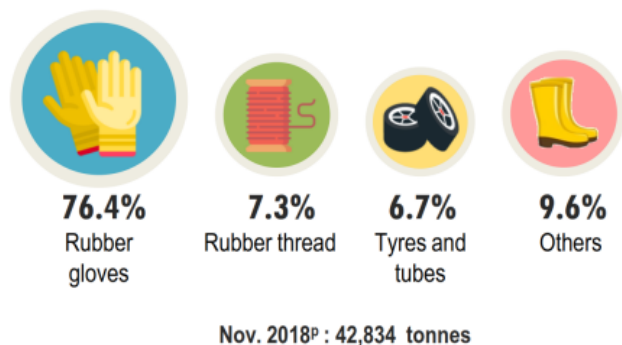


## Average price

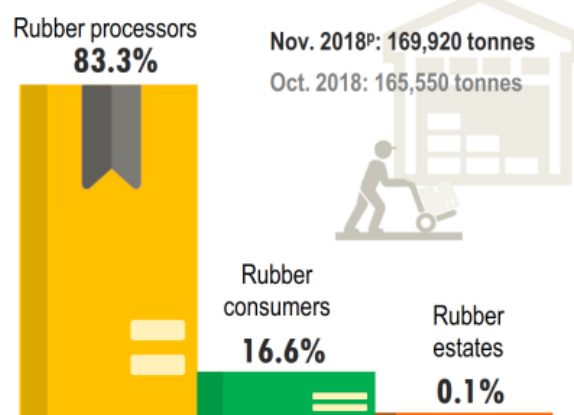


## Domestic consumption

Rubber gloves industry was the main consumer of natural rubber.

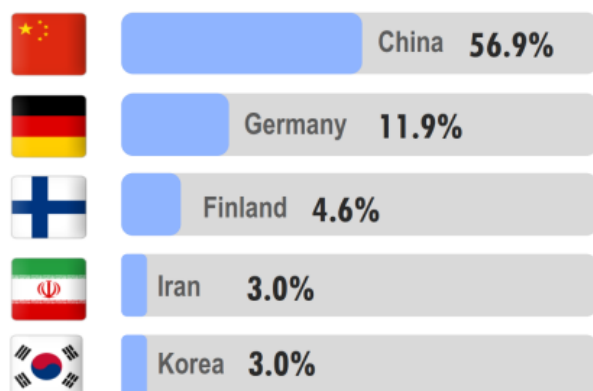


## Stocks



## Exports

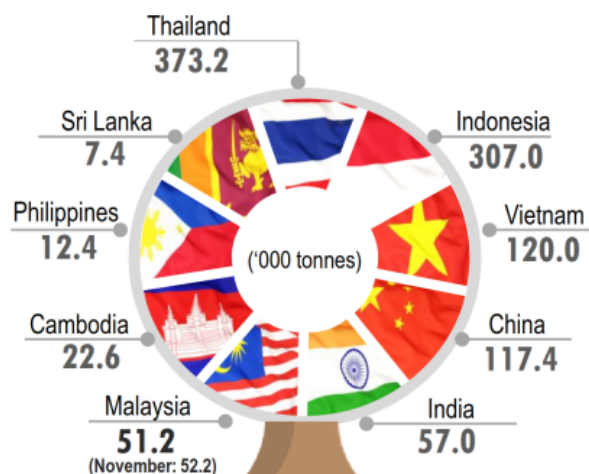
Exports of natural rubber decreased by **2.3%** as compared to October 2018 and China was the main destination of exports.



p = provisional

Nov. 2018<sup>p</sup>: 52,943 tonnes

## Production of natural rubber by main producing countries\*, October 2018



Source: Ministry of Primary Industries

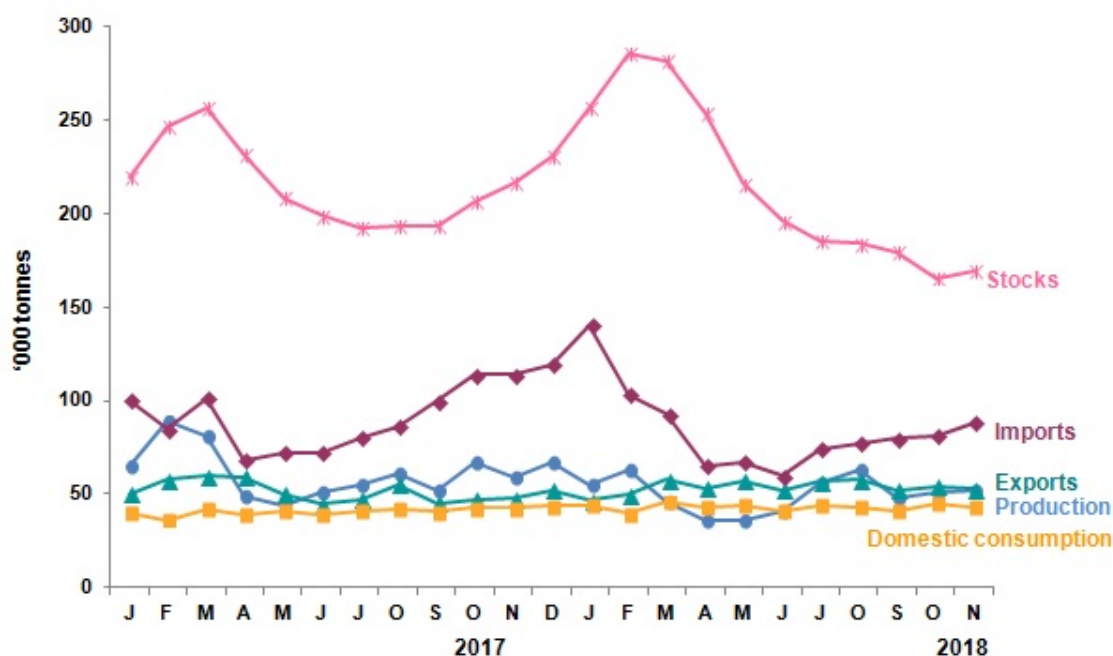
\*Association of Natural Rubber Producing Countries (ANRPC)

Table 1 presents the principal statistics of rubber for November 2018 while Chart 1 shows the monthly time series from January 2017 to November 2018.

**Table 1: Principal statistics of rubber, November 2018**

Principal Statistics	November 2017	October 2018	November 2018	Change month-on-month November 2018/ October 2018 (%)	Change year-on-year November 2018/ November 2017 (%)
Production (tonnes)	58,657	51,209	52,174	1.9	-11.1
Exports (tonnes)	47,589	54,189	52,943	-2.3	11.3
Imports (tonnes)	113,942	81,462	88,490	8.6	-22.3
Domestic consumption (tonnes)	42,484	44,771	42,834	-4.3	0.8
Closing stocks (tonnes)	216,382	165,550	169,920	2.6	-21.5
Number of paid workers (estate)	10,036	11,756	11,663	-0.8	16.2
Salaries & wages (estate) (RM'000)	12,999	16,760	16,379	-2.3	26.0

**Chart 1: Monthly production, exports, imports, domestic consumption and stocks of natural rubber 2017/2018**



**\*Notes:**

Data for November 2018 is **provisional**. The data will be updated based on the latest available figures and subsequently published in the December 2018 publication.

**Released By:**

**DATO' SRI DR. MOHD UZIR MAHIDIN**  
**CHIEF STATISTICIAN MALAYSIA**  
**DEPARTMENT OF STATISTICS, MALAYSIA**

 [DrUzir\\_Mahidin](#)  [Dr\\_Uzir](#) 

**#myHariBulan# #myBulan# #myTahun#**

**Contact person:**

Ho Mei Kei  
Public Relation Officer  
Strategic Communication and International Division  
Department of Statistics, Malaysia  
**Tel** : +603-8885 7942  
**Fax** : +603-8888 9248  
**Email** : mkho[at]dosm.gov.my

**Contact person:**

Baharudin Mohamad  
Public Relation Officer  
Strategic Communication and International Division  
Department of Statistics Malaysia  
**Tel** : +603-8090 4681  
**Fax** : +603-8888 9248  
**Email** : baharudin[at]dosm.gov.my

**Copyright ©2025 Department of Statistics Malaysia Official Portal. All Rights Reserved.**