



MINISTRY OF ECONOMY
DEPARTMENT OF STATISTICS MALAYSIA

MONTHLY RUBBER STATISTICS MALAYSIA, MAY 2017

Natural Rubber (NR) decreased by 10.0 per cent in May 2017

Production of NR in May 2017 decreased by **10.0** per cent to **44,010** tonnes as compared to the previous month. The main contributor of NR production is from smallholding sector with a contribution exceeding **90** per cent.

Average monthly price of Latex Concentrate and Standard Malaysian Rubber 20 were **630.52** sen per kilogramme and **650.05** sen per kilogramme, decreased by **1.6** per cent and **9.6** per cent respectively from April 2017.

In May 2017, exports of NR decreased by **14.8** per cent to **50,630** tonnes as compared to April 2017. Five main destinations of NR exports were China, Germany, Iran, Finland and USA.

In the meantime, domestic consumption of NR increased by **4.4** per cent to **40,896** tonnes within the same period. Rubber gloves industry remains as the main domestic consumer with consumption of more than **70** per cent.

At the end of May 2017, level of NR stocks declined by **10.1** per cent to **208,299** tonnes.



Natural Rubber (NR) decreased by 10.0 per cent in May 2017

NR production is dominated by smallholding sector with contribution exceeding 90%.



Average price



Domestic Consumption

Total : **40,896 tonnes**

Rubber gloves industry is the main domestic consumer with consumption more than 70%.



**Rubber
Gloves**
70.7%



**Rubber
Thread**
9.6%




**Tyres and
Tubes**
8.1%



Others
11.6%

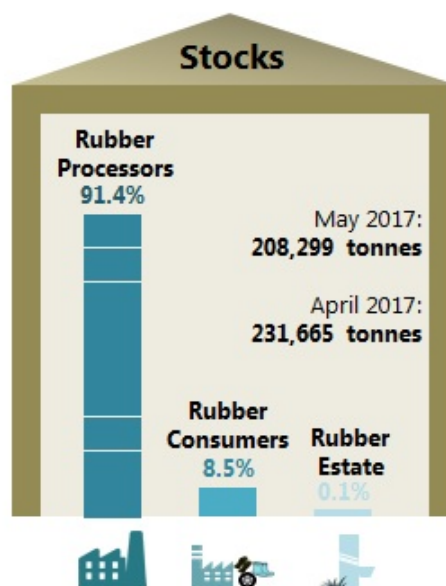
Exports

Exports of NR decreased by 14.8% as compared to April 2017. The main destination of NR exports was China.

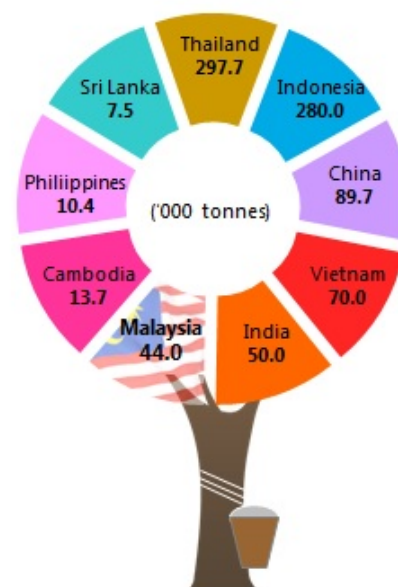


Total exports : **50,630 tonnes**

Stocks



Production of NR by Association of Natural Rubber Producing Countries (ANRPC)



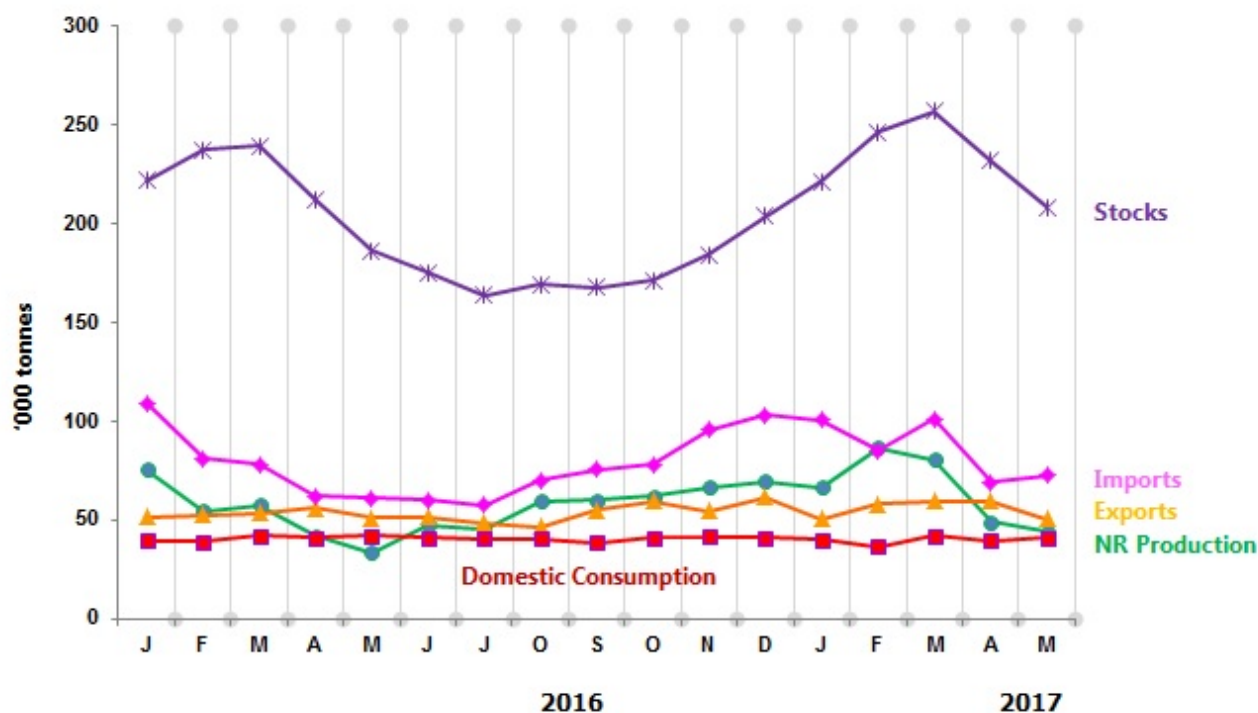
Source: Ministry of Plantation Industries and Commodities

Table 1 presents the principal statistics of rubber for May 2017 while Chart 1 shows the monthly time series from May 2016 to May 2017.

Table 1: Principal statistics of rubber, May 2017

Principal Statistics	May 2017	April 2017	May 2016	Change month-on-month (%)	Change year-on-year (%)
Production (tonnes)	44,010	48,889	33,558	-10.0	31.1
Exports (tonnes)	50,630	59,437	51,146	-14.8	-1.0
Imports (tonnes)	72,665	68,843	60,800	5.6	19.5
Domestic consumption (tonnes)	40,896	39,168	41,751	4.4	-2.0
Closing stocks (tonnes)	208,299	231,665	186,377	-10.1	11.8
Number of paid workers (estate)	9,723	9,548	10,844	1.8	-10.3
Salaries & wages (RM'000) (estate)	12,355	11,399	11,413	8.4	8.3

Chart 1: Monthly production, exports, imports, domestic consumption and stocks of natural rubber 2016/2017



*Notes:

Data for May 2017 is **provisional**. The data will be updated based on the latest available figures and subsequently published in the June 2017 publication.

Released By:

**THE OFFICE OF CHIEF STATISTICIAN MALAYSIA
DEPARTMENT OF STATISTICS, MALAYSIA
#myHariBulan# #myBulan# #myTahun#**

Contact person:

Ho Mei Kei
Public Relation Officer
Corporate and User Services Division
Department of Statistics, Malaysia
Tel : +603-8885 7942
Fax : +603-8888 9248
Email : mkho[at]stats.gov.my

Contact person:

Baharudin Mohamad
Public Relation Officer
Strategic Communication and International Division
Department of Statistics Malaysia
Tel : +603-8090 4681
Fax : +603-8888 9248
Email : baharudin[at]dosm.gov.my

Copyright ©2025 Department of Statistics Malaysia Official Portal. All Rights Reserved.