



MINISTRY OF ECONOMY
DEPARTMENT OF STATISTICS MALAYSIA

MONTHLY RUBBER STATISTICS MALAYSIA, MAY 2016

Natural rubber (NR) production decreased 19.7% in May 2016 to 33,565 tonnes

Natural rubber (NR) production decreased by **19.7** per cent in May 2016 to **33,565** tonnes compared to April 2016. The main contributor of NR production is from the smallholding sector at **92.0** per cent.

Average monthly price of latex concentrate increased **11.86** sen per kilogramme to **485.00** sen per kilogramme as compared to April 2016. Standard Malaysian Rubber 20 recorded a decrease in the average monthly price of **29.45** sen per kilogramme to **542.98** sen per kilogramme.

In May 2016, exports of Malaysian NR was **51,146** tonnes dropped by **9.0** per cent as compared to April 2016. The five main destinations of NR exports were China, Germany, Iran, U.S.A. and Korea.

Meanwhile, domestic consumption of NR in May 2016 reduced by **3.2** per cent to **39,599** tonnes from previous month. Nevertheless, year-on-year comparison showed an increased by **1.0** per cent. The rubber gloves industry remain as main domestic consumption with **71.4** per cent.

The level of NR stocks at the end of May 2016, declined by **12.6** per cent to **186,209** tonnes as compared to previous month.

Natural Rubber (NR) production
decreased by **19.7%** in
May 2016 to 33,565 tonnes

41,786



Tonnes

33,565



Apr. 2016

May 2016

Smallholding
92.0%

Estate
8.0%



The smallholding sector dominates the production of natural rubber with a contribution at 92.0%.

Average price



May 2016: **542.98** sen/kg
Apr. 2016: **572.43** sen/kg



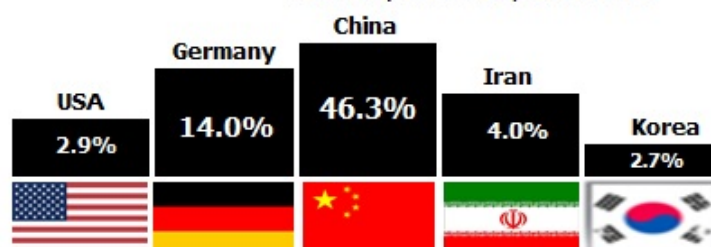
May 2016: **485.00** sen/kg
Apr. 2016: **473.14** sen/kg



Exports

Exports of NR dropped by 9.0% as compared to April 2016. The main destination of NR exports was China.

Total exports : 51,146 tonnes



Domestic Consumption



Rubber gloves



Rubber thread



Tyres and tubes

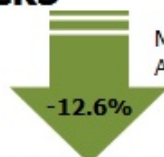


Others

The rubber glove industry dominated the total of domestic consumption at 71.4%.

Total Domestic Consumption : 39,599 tonnes

Stocks



May 2016: **186,209** tonnes
Apr. 2016: **213,016** tonnes

90.7%



Rubber Processors

9.1%



Rubber Consumers

0.2%



Rubber Estate

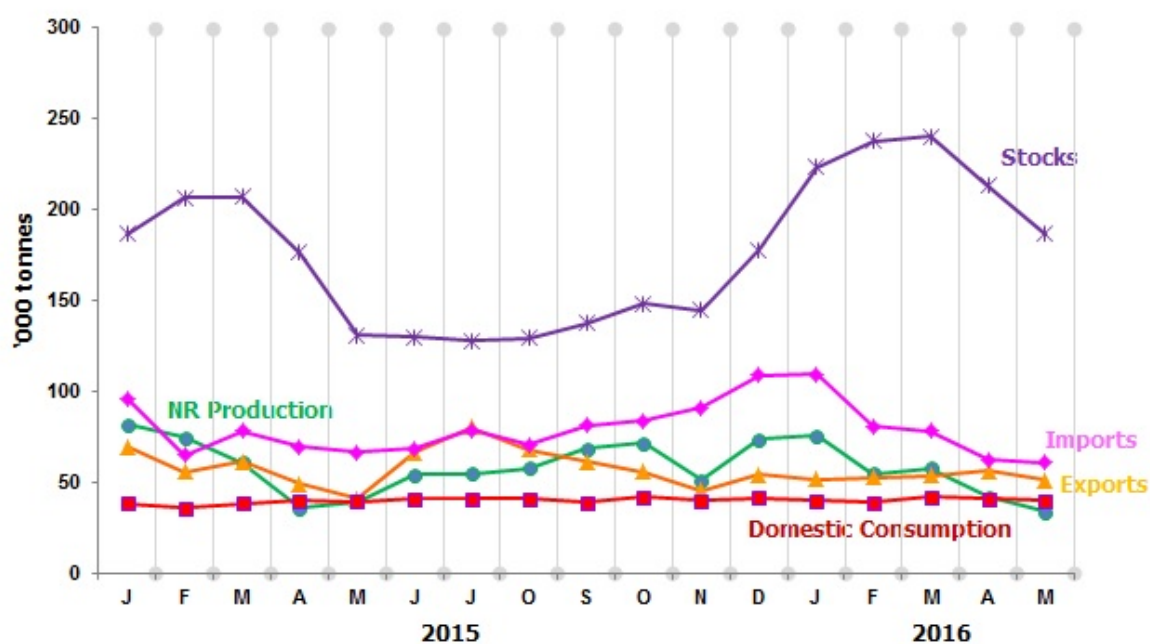
Source: Monthly Rubber Statistics Malaysia, May 2016

Table 1 present the principal statistics of rubber for May 2016 while **Chart 1** shows the monthly time series.

Table 1: Principal Statistics of rubber, May 2016

Principal Statistics	May 2016	April 2016	May 2015	Change month-on-month (%)	Change year-on-year (%)
Production (tonnes)	33,565	41,786	39,080	-19.7	-14.1
Exports (tonnes)	51,146	56,204	40,512	-9.0	26.2
Imports (tonnes)	60,800	62,061	66,230	-2.0	-8.2
Domestic consumption (tonnes)	39,599	40,888	39,193	-3.2	1.0
Closing stocks (tonnes)	186,209	213,016	130,507	-12.6	42.7
Number of paid workers	10,820	11,023	12,238	-1.8	-11.6
Salaries & wages (RM'000)	11,404	11,318	13,469	0.8	-15.3

Chart 1: Monthly production, exports, imports, domestic consumption and stocks of natural rubber 2015/2016



*Notes:

Data for May 2016 is **provisional**. The data will be updated based on the latest available figures and subsequently published in the June 2016 publication.

Released By:

**THE OFFICE OF CHIEF STATISTICIAN MALAYSIA
DEPARTMENT OF STATISTICS, MALAYSIA
#myHariBulan# #myBulan# #myTahun#**

Contact person:

Ho Mei Kei
Public Relation Officer
Corporate and User Services Division
Department of Statistics, Malaysia
Tel : +603-8885 7942
Fax : +603-8888 9248
Email : mkho[at]stats.gov.my

Contact person:

Baharudin Mohamad
Public Relation Officer
Strategic Communication and International Division
Department of Statistics Malaysia
Tel : +603-8090 4681
Fax : +603-8888 9248
Email : baharudin[at]dosm.gov.my

Copyright ©2025 Department of Statistics Malaysia Official Portal. All Rights Reserved.