



MINISTRY OF ECONOMY
DEPARTMENT OF STATISTICS MALAYSIA

MONTHLY RUBBER STATISTICS MALAYSIA, MARCH 2022

Malaysia natural rubber production decreased by 2.7 per cent in March 2022

The Department of Statistics, Malaysia today released Monthly Rubber Statistics, Malaysia, March 2022. This publication consists of statistics on production, imports, exports, domestic consumption, stocks, prices, number of employees, salaries & wages and productivity of rubber estates.

Natural rubber production decreased marginally by 2.7 per cent in March 2022 (28,030 tonnes) as compared to February 2022 (28,817 tonnes). Year-on-year comparison also showed that the production of natural rubber decreased by 22.3 per cent (March 2021: 36,068 tonnes). Production of natural rubber in March 2022 for Malaysia was mainly contributed by smallholders sector (88.3%) as compared to estates sector (11.7%).

Total stocks of natural rubber in March 2022 decreased by 4.4 per cent to 310,332 tonnes as compared to 324,659 tonnes in February 2022. Rubber processors factory contributed 93.2 per cent of the stocks followed by rubber consumers factory (6.7%) and rubber estates (0.1%).

Exports of Malaysia's natural rubber amounted to 53,328 tonnes in March 2022, increased 12.5 per cent as against February 2022 (47,386 tonnes). P.R. China remained as main destination for natural rubber exports which accounted 50.6 per cent of total exports in March 2022 followed by Finland (5.9%), Iran (4.1%), Germany (3.4%) and Turkey (3.2%). The exports performance was contributed by natural rubber-based product such as gloves, tyre, tube, rubber thread and condom. Gloves were the main exports of rubber-based products with a value of RM2.1 billion in March 2022, an increase of 9.1 per cent as compared to February 2022 (RM2.0 billion).

Analysis of the average monthly price showed that Latex Concentrated recorded an increase of 3.9 per cent (March 2022: 683.57 sen per kg, February 2022: 658.14 sen per kg) while, for type of Scrap decreased by 2.5 per cent (March 2022: 591.02 sen per kg, February 2022 : 606.41 sen per kg). The movement of prices for all Standard Malaysian Rubber (S.M.R) experienced an increase between 3.8 per cent to 3.9 per cent and decreased between 2.2 per cent to 2.3 per cent. Meanwhile, the movement of global prices as reported by World Bank Commodity Price Data also showed that the prices for TSR 20 (Technically Specified Rubber) and SGP/MYS (Singapore/Malaysia) type decreased by 2.5 per cent (from USD1.79/kg to USD1.75/kg) and increased by 0.5 per cent (from USD2.11/kg to USD2.12/kg) respectively.

Meanwhile, the performance of the first quarter of 2022 declined by 7.3 per cent to 106,923 tonnes as compared to 115,310 tonnes in the fourth quarter of 2021. The annual performance of Malaysia's natural rubber production in the first quarter of 2022 recorded a decreased of 18.8 per cent as compared to 2021 (131,643 tonnes).



PRODUCTION (tonnes) ↓ 2.7%

28,817 tonnes



February 2022

28,030 tonnes



March 2022^P

AVERAGE PRICE (sen/kg)

↓ 2.3%

S.M.R. 20

March 2022 : 723.59

February 2022 : 740.47

↑ 3.9%

Concentrate Latex

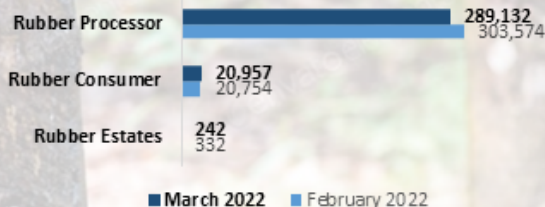
March 2022 : 683.57

February 2022 : 658.14

STOCKS

March 2022^P : 310,332 tonnes ↓ 4.4%

February 2022 : 324,659 tonnes



MONTHLY RUBBER STATISTICS MARCH 2022



DOMESTIC CONSUMPTION

March 2022^P : 44,623 tonnes

February 2022 : 40,093 tonnes

↑ 11.3%



March 2022^P

February 2022

IMPORTS

March 2022^P : 119,963 tonnes ↑ 6.4%

February 2022 : 112,697 tonnes



EXPORTS

March 2022^P : 53,328 tonnes ↑ 12.5%

February 2022 : 47,386 tonnes



^P Preliminary

Source: Monthly Rubber Statistics, Malaysia, March 2022

Table 1 presents the principal statistics of rubber for March 2022 while Chart 1 & 2 shows the monthly time series until March 2022.

Table 1: Principal statistics of rubber, March 2022

Principal Statistics	March 2021	February 2022	March 2022	Change month-on-month March 2022/ February 2022 (%)	Change year-on-year March 2022/ March 2021 (%)
Production (tonnes)	36,068	28,817	28,030	(2.7)	(22.3)
Exports (tonnes)	58,852	47,386	53,328	12.5	(9.4)
Imports (tonnes)	108,561	112,697	119,963	6.4	10.5
Domestic consumption (tonnes)	49,742	40,093	44,623	11.3	(10.3)
Closing stocks (tonnes)	281,729	324,659	310,332	(4.4)	10.2
Number of paid workers (estate)	9,144	8,685	8,423	(3.0)	(7.9)
Salaries & wages (estate) (RM'000)	14,020	13,938	14,993	7.6	6.9

Chart 1: Monthly production and domestic consumption of natural rubber 2020 - March 2022 (tonnes)

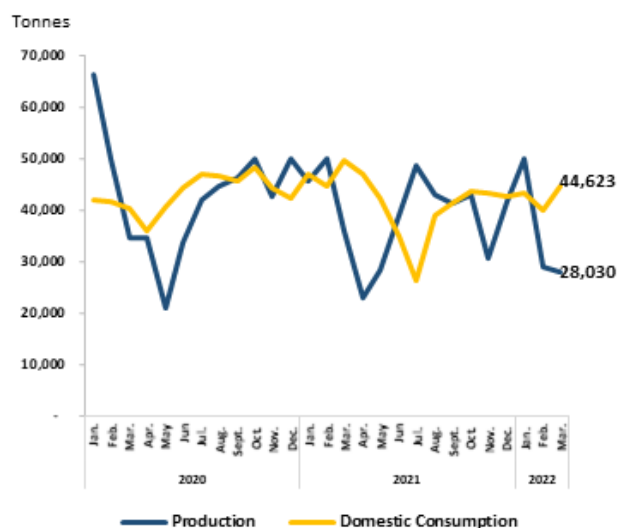
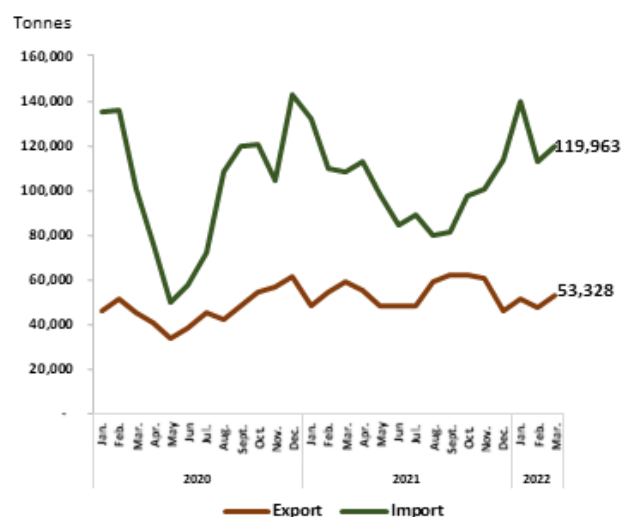


Chart 2: Monthly imports and exports of natural rubber 2020 - March 2022 (tonnes)



The full publication of the Monthly Rubber Statistics, March 2022 can be downloaded through [eStatistik Portal](#).

For more details, please refer to the Department's portal: www.dosm.gov.my

*Notes:

Data for March 2022 is **provisional**. The data will be updated based on the latest available figures and subsequently published in the April 2022 publication.

Released by:
THE OFFICE OF CHIEF STATISTICIAN MALAYSIA
DEPARTMENT OF STATISTICS, MALAYSIA

11 May 2022

Contact person:

Mohd Yusrizal bin Ab. Razak
Public Relation Officer
Strategic Communication and International Division
Department of Statistics, Malaysia
Tel : +603-8885 7942
Fax : +603-8888 9248
E-mail : [yusrizal.razak\[at\]dosm.gov.my](mailto:yusrizal.razak[at]dosm.gov.my)

Contact person:

Baharudin Mohamad
Public Relation Officer
Strategic Communication and International Division
Department of Statistics Malaysia
Tel : +603-8090 4681
Fax : +603-8888 9248
Email : [baharudin\[at\]dosm.gov.my](mailto:baharudin[at]dosm.gov.my)

Copyright ©2025 Department of Statistics Malaysia Official Portal. All Rights Reserved.