



MINISTRY OF ECONOMY  
DEPARTMENT OF STATISTICS MALAYSIA

---

## MONTHLY RUBBER STATISTICS MALAYSIA, MARCH 2018

---

### **Natural rubber production dropped 27.1 per cent in March 2018**

Natural rubber production in March 2018 was **46,082** tonnes, dropped by **27.1** per cent as compared to **63,246** tonnes in February 2018. For year-on-year, the production also showed a decrease of **43.4** per cent.

Average price of Latex Concentrate was **471.24** sen per kilogramme, increased by **3.2** per cent as compared to February 2018 whereas the average price of Standard Malaysian Rubber 20 (S.M.R 20) decreased by **1.5** per cent to **554.57** sen per kilogramme.

Exports of natural rubber amounted to **57,658** tonnes, rose by **16.2** per cent than the previous month. Five main destinations of natural rubber exports were China, Germany, Finland, Turkey and U.S.A.

Domestic consumption of natural rubber also gained by **15.9** per cent in March 2018 to **45,703** tonnes. Natural rubber is widely used in the rubber glove industry with consumption of **34,617** tonnes or **75.7** per cent of the total natural rubber domestic consumption.

Stock of natural rubber recorded at the end of March 2018 showed a decrease of **2.5** per cent from **285,671** tonnes to **278,602** tonnes.



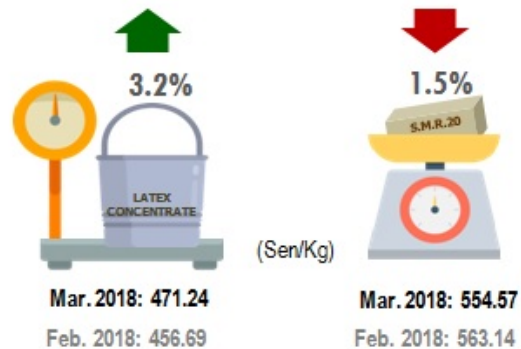
## Production

Production of natural rubber dropped **27.1%** in March 2018.



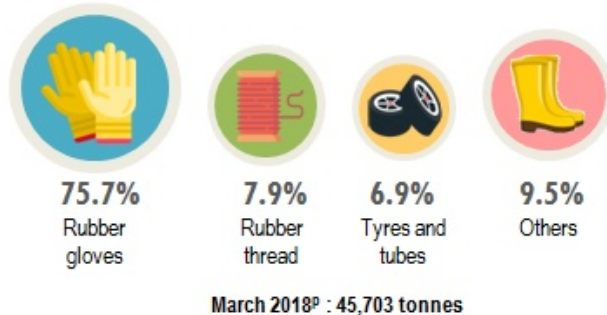
**92.6%** of natural rubber production was from the smallholding sector.

## Average price

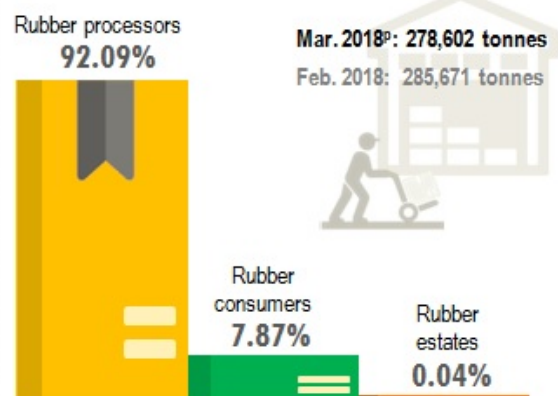


## Domestic consumption

Rubber gloves industry was the main consumer of natural rubber which is **75.7%**.

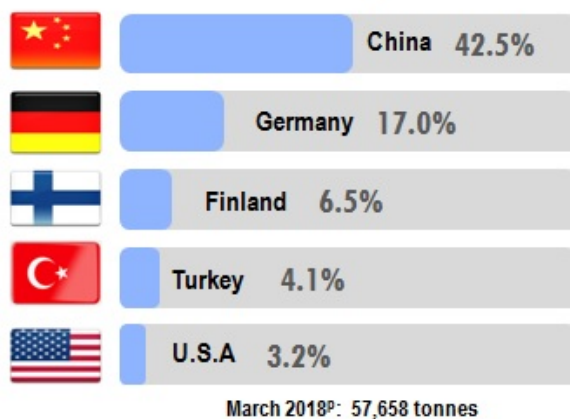


## Stocks



## Exports

Exports of natural rubber increased by **16.2%** as compared to February 2018. The main destination of natural rubber exports was China.



## Production of Natural Rubber by Association of Natural Rubber Producing Countries (ANRPC), March 2018

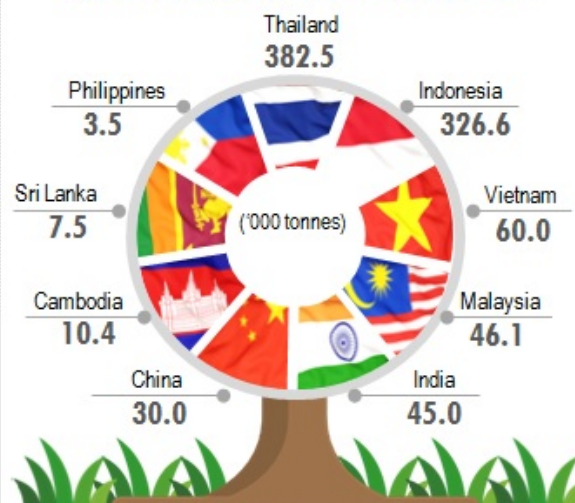
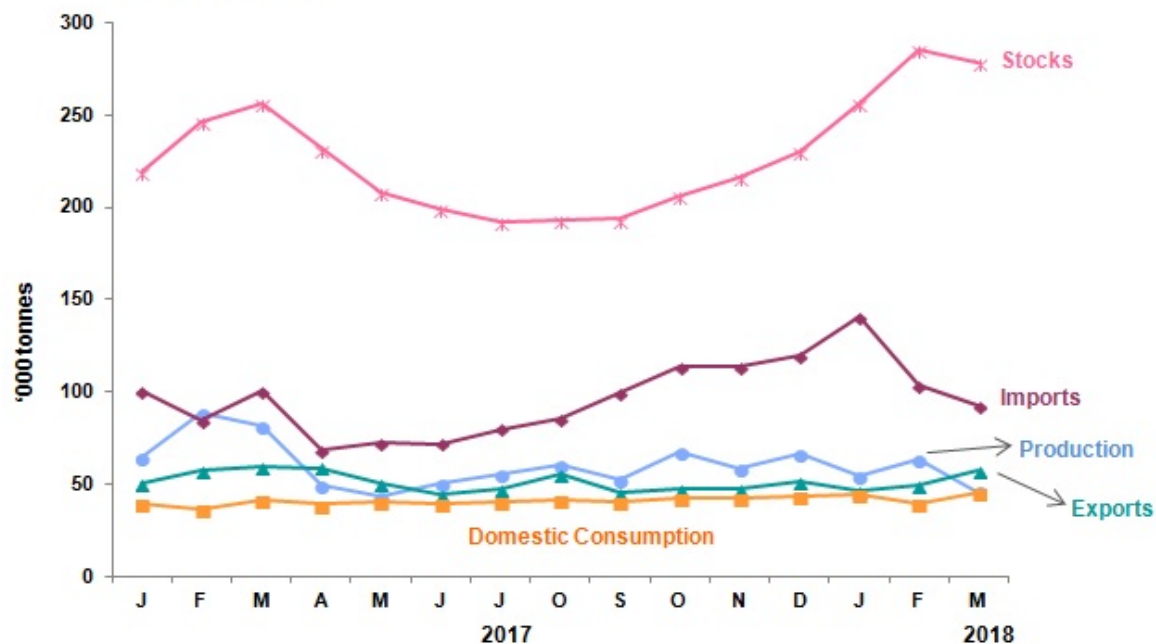


Table 1 presents the principal statistics of rubber for March 2018 while Chart 1 shows the monthly time series from March 2017 to March 2018.

**Table 1: Principal statistics of rubber, March 2018**

Principal Statistics	March 2017	February 2018	March 2018	Change month-on-month March 2018/ February 2018 (%)	Change year-on-year March 2018/ March 2017 (%)
Production (tonnes)	81,387	63,246	46,082	-27.1	-43.4
Exports (tonnes)	59,520	49,627	57,658	16.2	-3.1
Imports (tonnes)	101,027	103,338	92,944	-10.1	-8.0
Domestic consumption (tonnes)	41,764	39,450	45,703	15.9	9.4
Closing stocks (tonnes)	256,596	285,671	278,602	-2.5	8.6
Number of paid workers (estate)	9,868	10,464	10,282	-1.7	4.2
Salaries & wages (estate) (RM'000)	13,270	15,186	12,638	-16.8	-4.8

**Chart 1: Monthly production, exports, imports, domestic consumption and stocks of natural rubber 2017/2018**



\*Notes:

Data for March 2018 is **provisional**. The data will be updated based on the latest available figures and subsequently published in the April 2018 publication.

**Released By:**

**THE OFFICE OF CHIEF STATISTICIAN MALAYSIA  
DEPARTMENT OF STATISTICS, MALAYSIA**



**DrUzir\_Mahidin**



**Dr\_Uzir**

**#myHariBulan# #myBulan# #myTahun#**

**Contact person:**

Ho Mei Kei

Public Relation Officer

Strategic Communication and International Division

Department of Statistics, Malaysia

**Tel :** +603-8885 7942

**Fax :** +603-8888 9248

**Email :** mkho[at]dosm.gov.my

**Contact person:**

Baharudin Mohamad

Public Relation Officer

Strategic Communication and International Division

Department of Statistics Malaysia

Tel : +603-8090 4681

Fax : +603-8888 9248

Email : baharudin[at]dosm.gov.my

**Copyright ©2025 Department of Statistics Malaysia Official Portal. All Rights Reserved.**