



MINISTRY OF ECONOMY
DEPARTMENT OF STATISTICS MALAYSIA

MONTHLY RUBBER STATISTICS MALAYSIA, JUNE 2018

Natural rubber production rose 16.3 per cent in June 2018

Natural rubber production in June 2018 surged by **16.3** per cent to **41,578** tonnes as compared to May 2018 of **35,761** tonnes. For year-on-year, the production decreased by **17.9** per cent.

Average price of Latex Concentrate was recorded at **439.83** sen per kilogramme whereas the average price of Standard Malaysian Rubber 20 (S.M.R 20) was **545.20** sen per kilogramme, both diminished at **9.7** per cent and **2.8** per cent respectively as compared to the average price in May 2018.

Exports of natural rubber amounted to **52,395** tonnes and showed a decrease of **8.5** per cent against the previous month. The main destinations for natural rubber exports were China, Germany, Iran, Turkey and U.S.A.

Domestic consumption of natural rubber in June 2018 shrank at **7.3** per cent to **40,830** tonnes. The rubber glove industry uses **31,391** tonnes or **76.9** per cent of the total domestic consumption of natural rubber.

Stock of natural rubber was **196,410** tonnes, decreased by **9.2** per cent as compared to **216,217** tonnes at the end of May 2018.



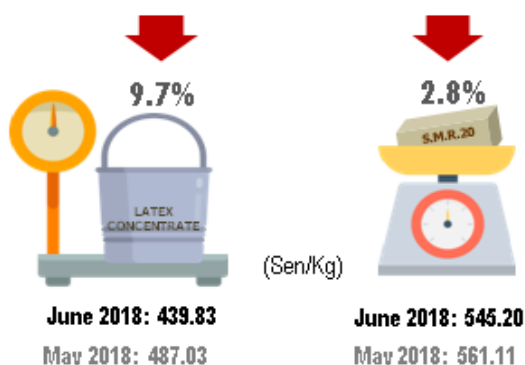
Production

Production of natural rubber rose **16.3%** in June 2018.



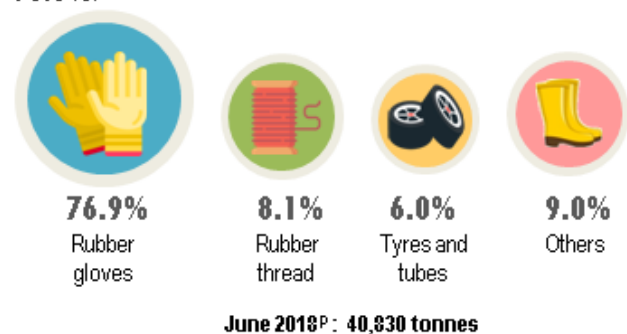
90.3% of natural rubber production was from the smallholding sector.

Average price

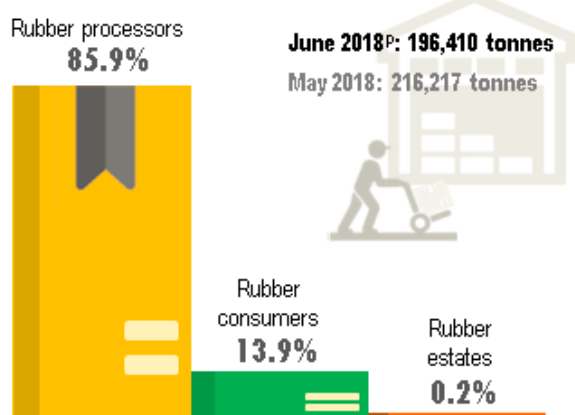


Domestic consumption

Rubber gloves industry was the main consumer of natural rubber which is **76.9%**.

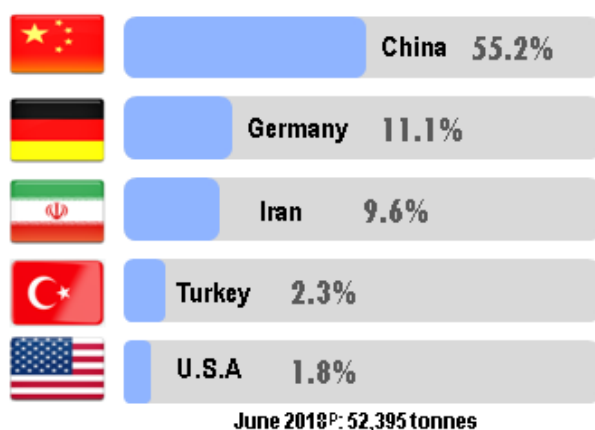


Stocks



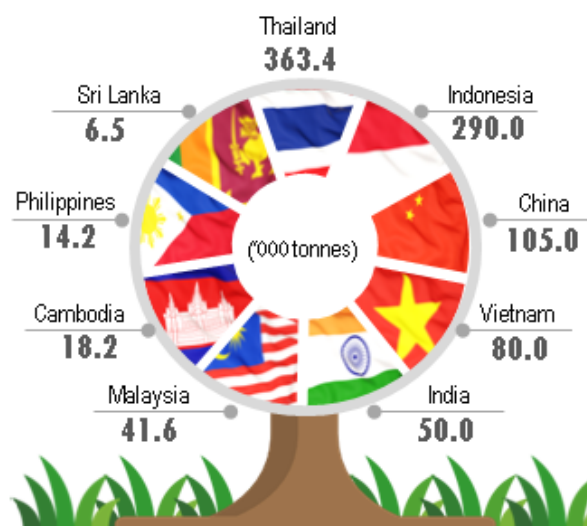
Exports

Exports of natural rubber decreased by **8.5%** as compared to May 2018. The main destination of natural rubber exports was China.



p = provisional

Production of Natural Rubber by Association of Natural Rubber Producing Countries (ANRPC), June 2018



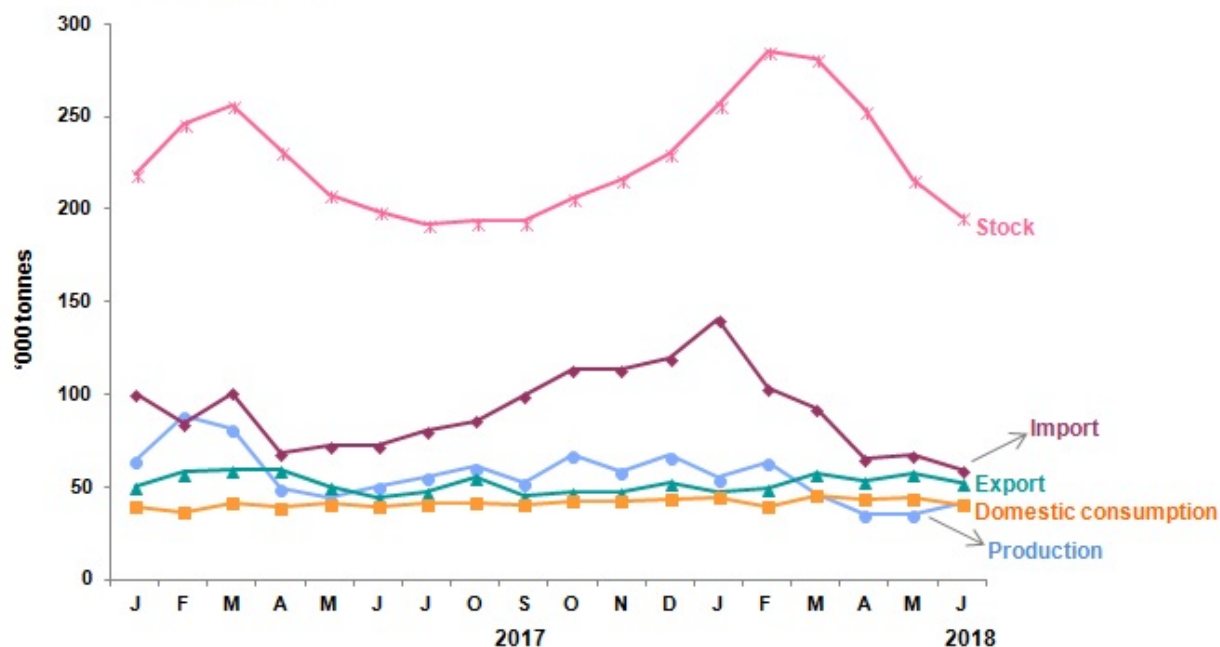
Source: Ministry of Primary Industries

Table 1 presents the principal statistics of rubber for June 2018 while Chart 1 shows the monthly time series from June 2017 to June 2018.

Table 1: Principal statistics of rubber, June 2018

| Principal Statistics | June 2017 | May 2018 | June 2018 | Change month-on-month June 2018/ May 2018 (%) | Change year-on-year June 2018/ June 2017 (%) |
|------------------------------------|-----------|----------|-----------|--|---|
| Production (tonnes) | 50,614 | 35,761 | 41,578 | 16.3 | -17.9 |
| Exports (tonnes) | 44,683 | 57,263 | 52,395 | -8.5 | 17.3 |
| Imports (tonnes) | 72,173 | 67,439 | 59,820 | -11.3 | -17.1 |
| Domestic consumption (tonnes) | 39,211 | 44,042 | 40,830 | -7.3 | 4.1 |
| Closing stocks (tonnes) | 199,049 | 216,217 | 196,410 | -9.2 | -1.3 |
| Number of paid workers (estate) | 9,739 | 10,348 | 12,022 | 16.2 | 23.4 |
| Salaries & wages (estate) (RM'000) | 11,781 | 12,726 | 15,341 | 20.5 | 30.2 |

Chart 1: Monthly production, exports, imports, domestic consumption and stocks of natural rubber 2017/2018



*Notes:

Data for June 2018 is **provisional**. The data will be updated based on the latest available figures and subsequently published in the July 2018 publication.

Released By:

DATO' SRI DR. MOHD UZIR MAHIDIN
CHIEF STATISTICIAN MALAYSIA
DEPARTMENT OF STATISTICS, MALAYSIA

 [DrUzir_Mahidin](#)   [Dr_Uzir](#)

#myHariBulan# #myBulan# #myTahun#

Contact person:

Ho Mei Kei
Public Relation Officer
Strategic Communication and International Division
Department of Statistics, Malaysia
Tel : +603-8885 7942
Fax : +603-8888 9248
Email : mkho[at]dosm.gov.my

Contact person:

Baharudin Mohamad
Public Relation Officer
Strategic Communication and International Division
Department of Statistics Malaysia
Tel : +603-8090 4681
Fax : +603-8888 9248
Email : baharudin[at]dosm.gov.my

Copyright ©2025 Department of Statistics Malaysia Official Portal. All Rights Reserved.