



MINISTRY OF ECONOMY  
DEPARTMENT OF STATISTICS MALAYSIA

---

## MONTHLY RUBBER STATISTICS MALAYSIA, JULY 2021

---

### **Malaysia rubber production escalated to 22.3 per cent in July 2021**

The Department of Statistics, Malaysia today released Monthly Rubber Statistics, Malaysia, July 2021. This publication consists of statistics on production, imports, exports, domestic consumption, stocks, prices, number of employees, salaries & wages and productivity of rubber estates.

Natural rubber production showed an increase of 22.3 per cent in July 2021 (47,473 tonnes) as compared to June in the same year (38,807 tonnes). On an annual basis, the production increased by 13.6 per cent as against 41,801 tonnes in the same month of the preceding year. The increase in production was supported by month-on-month growth of natural rubber production by estates sector (2.1%) and smallholder sector (24.8%). Meanwhile, for year-on-year comparison, the smallholders sector remained positive at 18.0 per cent, whereas the estate sector showed a negative growth of 17.6 per cent. Contribution of natural rubber production in Malaysia was mainly from smallholders sector (90.9%) as compared to estates sector (9.1%).

In tandem with the increase in production, stocks of natural rubber was also inclined by 16.0 per cent in July 2021 to 280,810 tonnes as compared to 242,072 tonnes in June 2021.

Exports of Malaysia's natural rubber amounted to 48,645 tonnes in July 2021, rose by 0.1 per cent as against June 2021 (48,589 tonnes). The P.R. China remained as the main destination for natural rubber exports with a share of 44.6 per cent from total exports in July 2021 followed by U.S.A (7.7%), Finland (5.0%), Turkey (2.8%) and Egypt (2.7%). The performance at national level was contributed by natural rubber-based product such as gloves, tyre, tube, rubber thread and condom. Gloves were the main exports of rubber-based products with a value of RM3.9 billion in July 2021, a decrease of 39.9 per cent as compared to June 2021 (RM6.4 billion).

The comparison of the average monthly price scenario showed that the Latex Concentrated recorded a decrease of 12.4 per cent (July 2021: 494.38 sen per kg, June 2021: 564.62 sen per kg) and field latex 18.5 per cent (July 2021: 546.94 sen per kg, June 2021: 671.47 sen per kg). A similar trend is also observed for Standard Malaysian Rubber (S.M.R) CV and L decreased to 12.2 and 12.3 per cent respectively. Meanwhile price for other SMR showed an increase with S.M.R. 5 (1.4%), S.M.R. GP (1.5%), S.M.R. 10 (1.5%) dan S.M.R. 20 (1.5%).

The movement of global prices as reported by World Bank Commodity Price Data showed the prices for TSR 20 and SGP/MYS type rubber declined 0.4 per cent (from USD1.64/kg to USD1.63/kg) and 12.0 per cent (from USD2.12/kg to USD1.87/kg) respectively. Conversely, the crude oil prices rose from 71.8 USD/bbl in June 2021 to 73.3 USD/bbl in July 2021. Meanwhile the price of natural gas in the U.S.A also increased from 3.24 USD/mmbtu to 3.79 USD/mmbtu in July 2021.



## MONTHLY RUBBER STATISTICS, JULY 2021



### PRODUCTION (tonnes)

July 2021<sup>P</sup>: 47,473

↑ 22.3%

June 2021 : 38,807



### AVERAGE PRICE (sen/kg)

July 2021: 678.69 ↑ 1.5%  
June 2021 : 668.86

July 2021: 494.38 ↓ 12.4%  
June 2021 : 564.62

### STOCKS

JULY 2021<sup>P</sup>: 280,810 tonnes

JUNE 2021 : 242,072 tonnes



0.2%

**Rubber Estates**  
July : 563 tonnes  
June : 496 tonnes



8.4%

**Rubber Consumer**  
July : 23,693 tonnes  
June : 24,259 tonnes

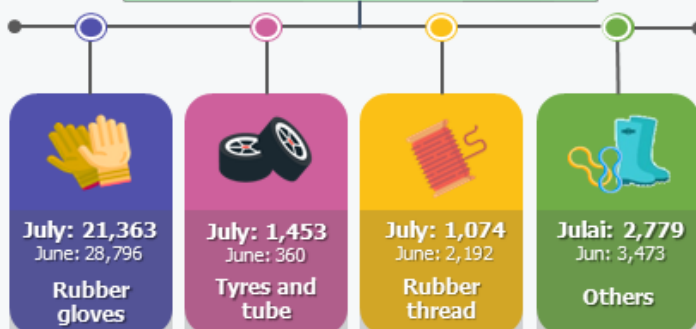


**Rubber Processors**  
July : 256,555 tonnes  
June : 217,317 tonnes

91.4%

### DOMESTIC CONSUMPTION JULY 2021<sup>P</sup>: 26,669 tonnes


JUNE 2021 : 34,820 tonnes



### IMPORTS

JULY 2021<sup>P</sup>: 89,077 tonnes


JUNE 2021 : 84,247 tonnes



### EXPORTS

JULY 2021<sup>P</sup>: 48,645 tonnes

JUNE 2021 : 48,589 tonnes



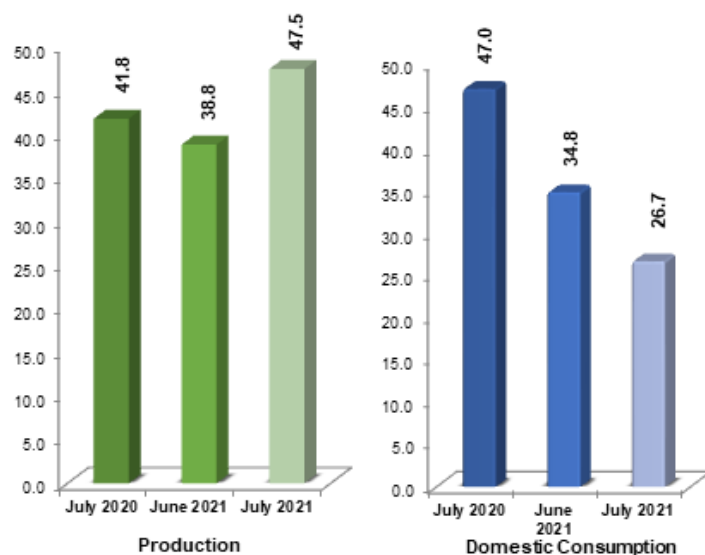
<sup>P</sup> : preliminary

Table 1 presents the principal statistics of rubber for July 2021 while Chart 1 & 2 shows the monthly time series until July 2021.

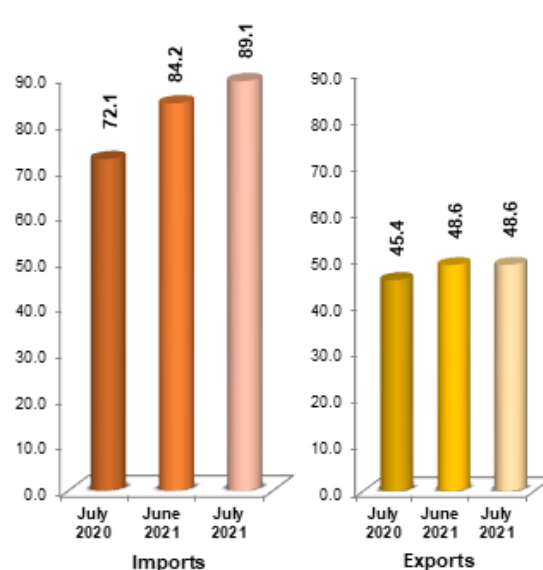
**Table 1: Principal statistics of rubber, July 2021**

Principal Statistics	July 2020	June 2021	July 2021	Change month-on-month July 2021/ June 2021 (%)	Change year-on-year July 2021/ July 2020 (%)
Production (tonnes)	41,801	38,807	47,473	22.3	13.6
Exports (tonnes)	45,386	48,589	48,645	0.1	7.2
Imports (tonnes)	72,114	84,247	89,077	5.7	23.5
Domestic consumption (tonnes)	47,042	34,820	26,669	-23.4	-43.3
Closing stocks (tonnes)	235,156	242,072	280,810	16.0	19.4
Number of paid workers (estate)	10,331	8,346	8,184	-1.9	-20.8
Salaries & wages (estate) (RM'000)	16,098	13,858	14,085	1.6	-12.5

**Chart 1: Monthly production and domestic consumption of natural rubber July 2020, June - July 2021 ('000 tonnes)**



**Chart 2: Imports and exports of natural rubber July 2020, June - July 2021 ('000 tonnes)**



The full publication of the Monthly Rubber Statistics, July 2021 can be downloaded through [eStatistik Portal](#).

For more details, please refer to the Department's portal: [www.dosm.gov.my](http://www.dosm.gov.my)

\*Notes:

Data for July 2021 is **provisional**. The data will be updated based on the latest available figures and subsequently published in the August 2021 publication.

**Released By:**

**DATO' SRI DR. MOHD UZIR MAHIDIN**  
**CHIEF STATISTICIAN MALAYSIA**  
**DEPARTMENT OF STATISTICS, MALAYSIA**

 [DrUzir\\_Mahidin](#)  [Dr\\_Uzir](#) 

**#myHariBulan# #myBulan# #myTahun#**

**Contact person:**

Mohd Yusrizal bin Ab. Razak  
Public Relation Officer  
Strategic Communication and International Division  
Department of Statistics, Malaysia  
Tel : +603-8885 7942  
Fax : +603-8888 9248  
E-mail : [yusrizal.razak\[at\]dosm.gov.my](mailto:yusrizal.razak[at]dosm.gov.my)

**Contact person:**

Baharudin Mohamad  
Public Relation Officer  
Strategic Communication and International Division  
Department of Statistics Malaysia  
Tel : +603-8090 4681  
Fax : +603-8888 9248  
Email : [baharudin\[at\]dosm.gov.my](mailto:baharudin[at]dosm.gov.my)

**Copyright ©2025 Department of Statistics Malaysia Official Portal. All Rights Reserved.**