



MINISTRY OF ECONOMY
DEPARTMENT OF STATISTICS MALAYSIA

MONTHLY RUBBER STATISTICS MALAYSIA, JULY 2018

Natural rubber production in July 2018 surged 36.3 per cent

Malaysia's natural rubber production rose by **36.3** per cent in July to **56,397** tonnes as compared with **41,364** tonnes in June. For year-on-year, the production showed an increase of **2.1** per cent.

Average price of Latex Concentrate was recorded at **415.39** sen per kilogramme whereas the average price of Standard Malaysian Rubber 20 (S.M.R. 20) was **527.80** sen per kilogramme, both diminished at **5.6** per cent and **3.2** per cent respectively as compared to the average price in June 2018.

Malaysia's natural rubber exports amounted to **56,490** tonnes and showed an increase of **7.8** per cent. China remain the main destination, accounting for **52.4** per cent of total exports in July, followed by Germany (**11.6%**), Iran (**7.6%**), Finland (**4.3%**) and U.S.A (**2.5%**).

Domestic consumption of natural rubber in July 2018 was **44,192** tonnes against **40,820** tonnes during June 2018, with an increased of **8.3** per cent. The rubber glove industry as the main consumer uses **33,518** tonnes or **75.8** per cent of the total natural rubber domestic consumption.

Stock of natural rubber stood at **185,491** tonnes, decreased by **5.4** per cent as compared to **196,084** tonnes at the end of June.



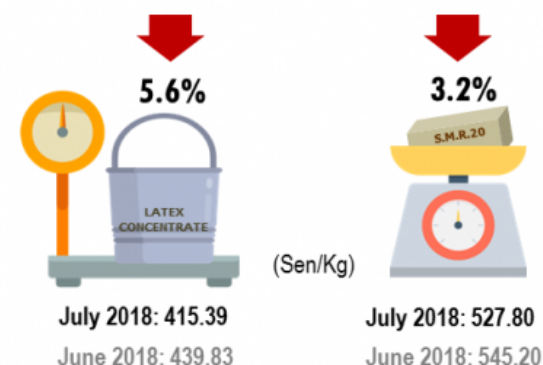
Production

Production of natural rubber rose **36.3%** in July 2018.



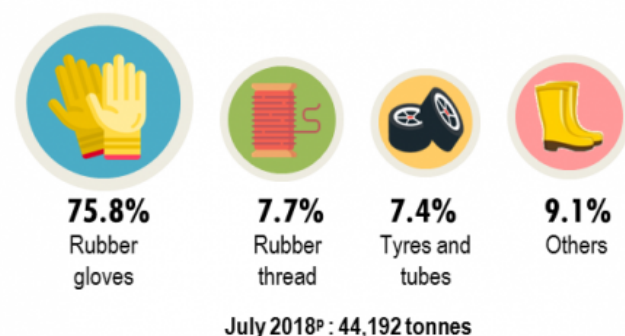
88.8% of natural rubber production was from the smallholding sector.

Average price

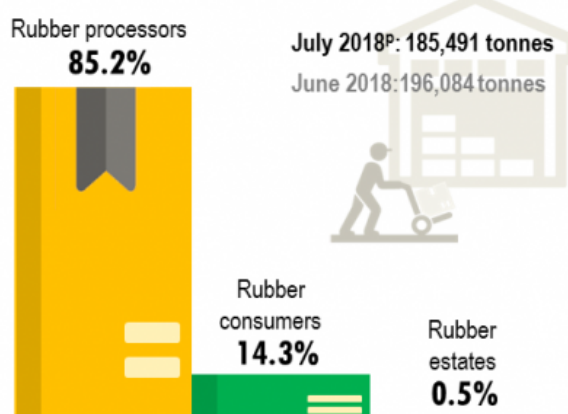


Domestic consumption

Rubber gloves industry was the main consumer of natural rubber which is **75.8%**.

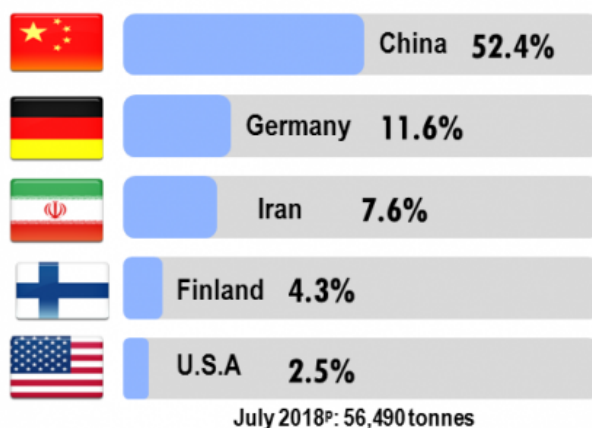


Stocks



Exports

Exports of natural rubber increased by **7.8%** as compared to June 2018. The main destination of natural rubber exports was China.



p = provisional

Production of natural rubber by main producing countries*, July 2018


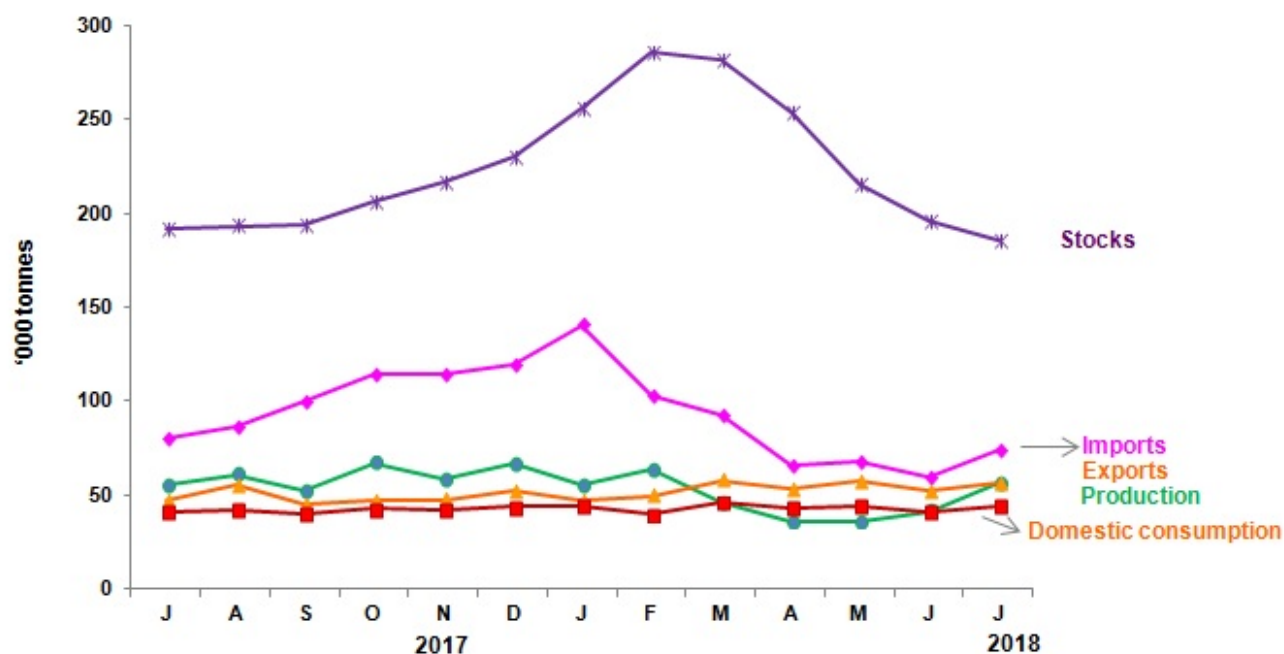


Table 1 presents the principal statistics of rubber for July 2018 while Chart 1 shows the monthly time series from July 2017 to July 2018.

Table 1: Principal statistics of rubber, July 2018

| Principal Statistics | July 2017 | June 2018 | July 2018 | Change month-on-month July 2018/ June 2018 (%) | Change year-on-year July 2018/ July 2017 (%) |
|------------------------------------|-----------|-----------|-----------|---|---|
| Production (tonnes) | 55,236 | 41,364 | 56,397 | 36.3 | 2.1 |
| Exports (tonnes) | 47,136 | 52,395 | 56,490 | 7.8 | 19.8 |
| Imports (tonnes) | 80,086 | 59,820 | 74,230 | 24.1 | -7.3 |
| Domestic consumption (tonnes) | 40,895 | 40,820 | 44,192 | 8.3 | 8.1 |
| Closing stocks (tonnes) | 192,237 | 196,084 | 185,491 | -5.4 | -3.5 |
| Number of paid workers (estate) | 10,039 | 12,094 | 11,691 | -3.3 | 16.5 |
| Salaries & wages (estate) (RM'000) | 13,984 | 15,459 | 17,779 | 15.0 | 27.1 |

Chart 1: Monthly production, exports, imports, domestic consumption and stocks of natural rubber 2017/2018



*Notes:

Data for July 2018 is **provisional**. The data will be updated based on the latest available figures and subsequently published in the August 2018 publication.

Released By:

DATO' SRI DR. MOHD UZIR MAHIDIN
CHIEF STATISTICIAN MALAYSIA
DEPARTMENT OF STATISTICS, MALAYSIA

 [DrUzir_Mahidin](#)  [Dr_Uzir](#) 

#myHariBulan# #myBulan# #myTahun#

Contact person:

Ho Mei Kei
Public Relation Officer
Strategic Communication and International Division
Department of Statistics, Malaysia
Tel : +603-8885 7942
Fax : +603-8888 9248
Email : mkho[at]dosm.gov.my

Contact person:

Baharudin Mohamad
Public Relation Officer
Strategic Communication and International Division
Department of Statistics Malaysia
Tel : +603-8090 4681
Fax : +603-8888 9248
Email : baharudin[at]dosm.gov.my

Copyright ©2025 Department of Statistics Malaysia Official Portal. All Rights Reserved.