



MINISTRY OF ECONOMY
DEPARTMENT OF STATISTICS MALAYSIA

MONTHLY RUBBER STATISTICS MALAYSIA, JULY 2016

Natural Rubber production dropped 4.0 per cent in July 2016

In July 2016, natural rubber (NR) production dropped by **4.0** per cent to **45,279** tonnes as compared to June 2016. **90.0** per cent of NR production was contributed by the smallholding sector.

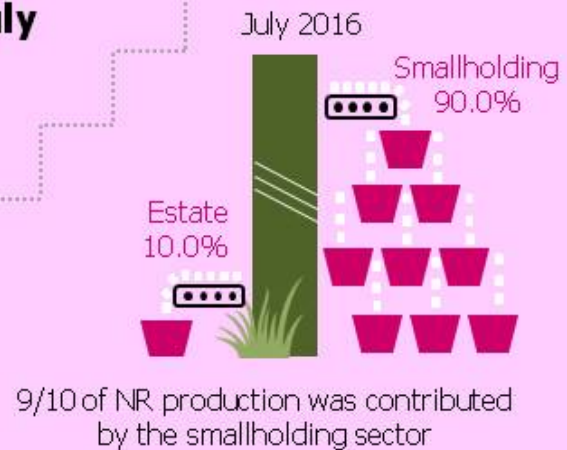
Average monthly price of Latex Concentrate and Standard Malaysian Rubber 20 declined by **5.61** sen per kilogramme **(-1.3%)** and **2.84** sen per kilogramme **(-0.6%)** respectively in July 2016 as compared to previous month.

Exports of Malaysian NR also decreased by **5.4** per cent to **48,578** tonnes in July 2016 as compared to June 2016. The five main destinations of NR exports were China, Germany, Iran, U.S.A. and Finland.

Meanwhile, domestic consumption of natural rubber fell by **1.0** per cent to **40,453** tonnes over the same period. The rubber gloves industry remain as main domestic consumption with **75.4** per cent.

The level of NR stocks at the end of July 2016 dropped by **6.7** per cent to **163,389** tonnes as compared to June 2016.

Natural Rubber production dropped 4.0 per cent in July 2016.



Domestic Consumption

Total Domestic Consumption : 40,453 tonnes

75.4%
Rubber gloves

8.7%
Rubber thread

7.3%
Tyres and tubes

8.6%
Others

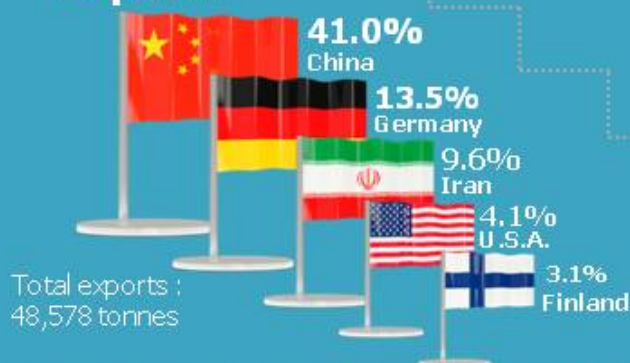
Natural Rubber

More than 70% of domestic consumption is from rubber glove industry

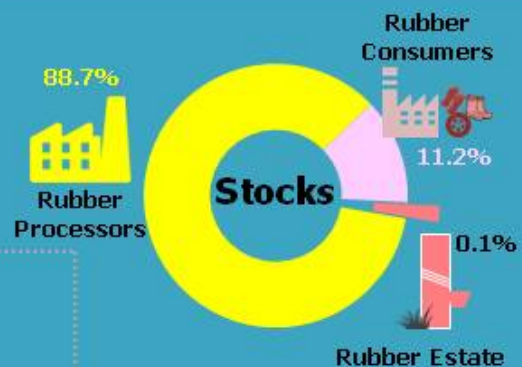
Average price



Exports



Exports of NR dropped by 5.40% as compared to June 2016. The main destination of NR exports was China.



July 2016: 163,389 tonnes

June 2016: 175,205 tonnes

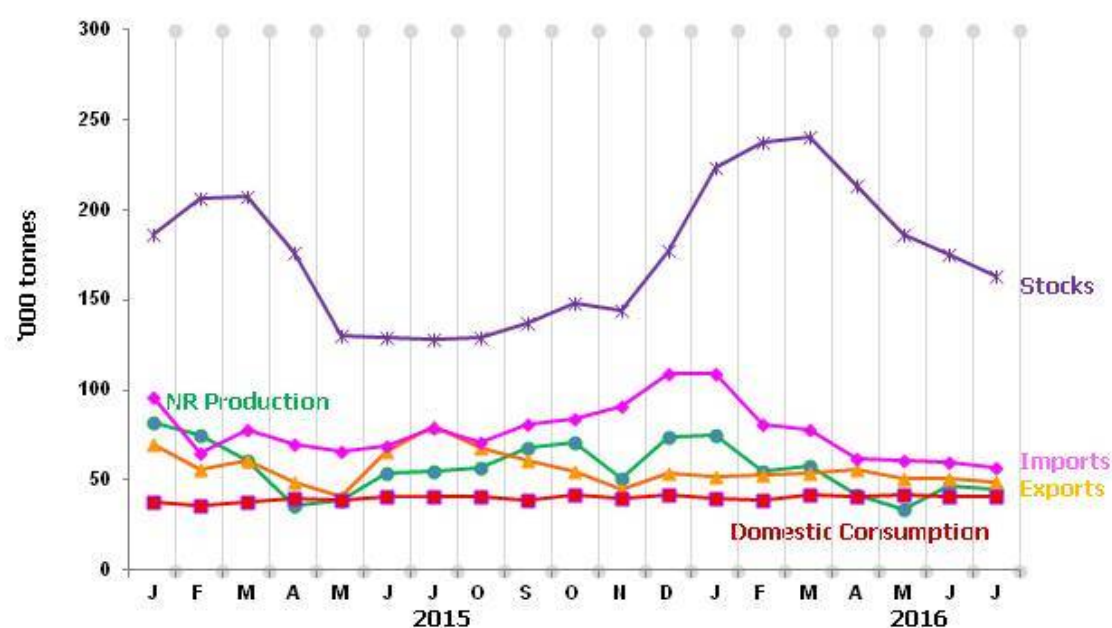
Source: Monthly Rubber Statistics Malaysia, July 2016, Department of Statistics, Malaysia

Table 1 presents the principal statistics of rubber for July 2016 while **Chart 1** shows the monthly time series.

Table 1: Principal Statistics of rubber, July 2016

Principal Statistics	July 2016	June 2016	July 2015	Change month-on-month (%)	Change year-on-year (%)
Production (tonnes)	45,279	47,188	54,823	-4.0	-17.4
Exports (tonnes)	48,578	51,328	80,288	-5.4	-39.5
Imports (tonnes)	57,411	60,038	78,608	-4.4	-27.0
Domestic consumption (tonnes)	40,453	40,861	40,876	-1.0	-1.0
Closing stocks (tonnes)	163,389	175,205	127,938	-6.7	27.7
Number of paid workers (estate)	10,661	10,896	12,154	-2.2	-12.3
Salaries & wages (RM'000) (estate)	13,553	13,273	14,853	2.1	-8.8

Chart 1: Monthly production, exports, imports, domestic consumption and stocks of natural rubber 2015/2016



*Notes:

Data for July 2016 is **provisional**. The data will be updated based on the latest available figures and subsequently published in the August 2016 publication.

Released By:

**THE OFFICE OF CHIEF STATISTICIAN MALAYSIA
DEPARTMENT OF STATISTICS, MALAYSIA
#myHariBulan# #myBulan# #myTahun#**

Contact person:

Ho Mei Kei
Public Relation Officer
Corporate and User Services Division
Department of Statistics, Malaysia
Tel : +603-8885 7942
Fax : +603-8888 9248
Email : mkho[at]stats.gov.my

Contact person:

Baharudin Mohamad
Public Relation Officer
Strategic Communication and International Division
Department of Statistics Malaysia
Tel : +603-8090 4681
Fax : +603-8888 9248
Email : baharudin[at]dosm.gov.my

Copyright ©2025 Department of Statistics Malaysia Official Portal. All Rights Reserved.