



MINISTRY OF ECONOMY  
DEPARTMENT OF STATISTICS MALAYSIA

---

## MONTHLY RUBBER STATISTICS MALAYSIA, DECEMBER 2021

---

### **Malaysia natural rubber production increased by 36.7 per cent in December 2021**

The Department of Statistics, Malaysia today released Monthly Rubber Statistics, Malaysia, December 2021. This publication consists of statistics on production, imports, exports, domestic consumption, stocks, prices, number of employees, salaries & wages and productivity of rubber estates.

Natural rubber production increased by 36.7 per cent in December 2021 (41,690 tonnes) as compared to November 2021 (30,493 tonnes). Year-on-year comparison showed that the production declined by 16.3 percent (December 2020: 49,825 tonnes). Production of natural rubber in December 2021 for Malaysia was mainly contributed by smallholders sector (91.0%) as compared to estates sector (9.0%).

Total stocks of natural rubber increased 5.9 per cent in December 2021 to 285,208 tonnes as compared to 269,421 tonnes in November 2021. Rubber processors factory was contributing 91.8 per cent of the stocks followed by rubber consumers factory (8.1%) and rubber estates (0.1%).

Exports of Malaysia's natural rubber amounted to 45,982 tonnes in December 2021, decreased by 24.5 per cent as against November 2021 (60,942 tonnes). P.R. China continued to dominate as the highest importer of natural rubber with 41.5 per cent from total exports in December 2021 followed by Finland (10.7%), Pakistan (4.2%), Turkey (3.2%) and Germany (2.5%). The exports performance was contributed by natural rubber-based product such as gloves, tyre, tube, rubber thread and condom. Gloves were the main exports of rubber-based products with a value of RM2.3 billion in December 2021, a decrease of 6.5 per cent as compared to November 2021 (RM2.5 billion).

Analysis of the average monthly price showed that Latex Concentrated recorded a decrease of 2.6 per cent (December 2021: 539.45 sen per kg, November 2021: 553.64 sen per kg) and Scrap 0.3 per cent (December 2021: 584.07 sen per kg, November 2021: 586.10 sen per kg). A similar trend is also observed for all Standard Malaysian Rubber (S.M.R) which decreased between 1.2 to 2.5 per cent. The movement of global prices as reported by World Bank Commodity Price Data also showed that the prices for TSR 20 (Technically Specified Rubber) and SGP/MYS (Singapore/Malaysia) type decreased 1.3 per cent (from USD1.74/kg to USD1.72/kg) and 0.4 per cent (from USD1.93/kg to USD1.92/kg) respectively. Based on Malaysian Rubber Board Digest report released in December, there was a decline in the market in December due to losses in the regional rubber futures market from growing concerns surrounding the Omicron COVID-19 variant's spread, a delay in automobile production from global shortages of chips and components that would slow demand for rubber.

On the other hand, the performance of the fourth quarter of 2021 showed that the natural rubber production fell 13.1 per cent to 115,310 tonnes as compared to 132,732 tonnes in the third quarter of 2021. The performance of Malaysia's natural rubber production in 2021 recorded a decrease of 8.7 per cent as compared to 2020 (2021: 469,669 tonnes, 2020: 514,702 tonnes).

## MONTHLY RUBBER STATISTICS, DECEMBER 2021



### PRODUCTION (tonnes)

**December 2021<sup>P</sup> : 41,690**

↑ 36.7%

November 2021 : 30,493



### AVERAGE PRICE (sen/kg)

December 2021: 713.00 ↓ 1.2%  
November 2021 : 721.88

December 2021: 539.45 ↓ 2.6%  
November 2021 : 553.64

### STOCKS

December 2021<sup>P</sup> : 285,208 tonnes  
November 2021 : 269,421 tonnes



0.1%

**Rubber Estates**  
December : 346 tonnes  
November : 326 tonnes



8.1%

**Rubber Consumers**  
December : 23,101 tonnes  
November : 21,208 tonnes



**Rubber Processors**  
December : 261,762 tonnes  
November : 247,887 tonnes

91.8%


### DOMESTIC CONSUMPTION

December 2021<sup>P</sup> : 42,637 tonnes  
November 2021 : 43,317 tonnes




### IMPORTS

December 2021<sup>P</sup> : 113,776 tonnes  
November 2021 : 100,516 tonnes



### EXPORTS

December 2021<sup>P</sup> : 45,982 tonnes  
November 2021 : 60,942 tonnes



<sup>P</sup> : preliminary

Source: Monthly Rubber Statistics, Malaysia, December 2021

Table 1 presents the principal statistics of rubber for December 2021 while Chart 1 & 2 shows the monthly time series until December 2021.

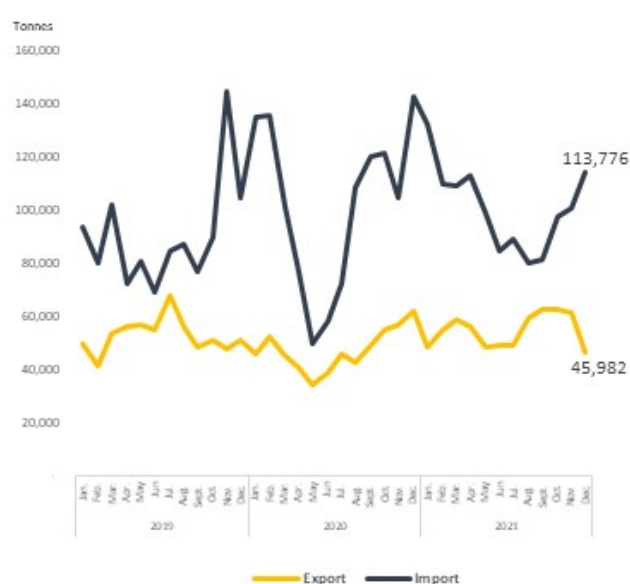
**Table 1: Principal statistics of rubber, December 2021**

Principal Statistics	December 2020	November 2021	December 2021	Change month-on-month December 2021/ November 2021 (%)	Change year-on-year December 2021/ December 2020 (%)
Production (tonnes)	49,825	30,493	41,690	36.7	(16.3)
Exports (tonnes)	61,547	60,942	45,982	(24.5)	(25.3)
Imports (tonnes)	142,441	100,516	113,776	13.2	(20.1)
Domestic consumption (tonnes)	42,356	43,317	42,637	(1.6)	0.7
Closing stocks (tonnes)	249,551	269,421	285,208	5.9	14.3
Number of paid workers (estate)	9,728	8,109	7,954	(1.9)	(18.2)
Salaries & wages (estate) (RM'000)	18,334	13,542	15,733	16.2	(14.2)

**Chart 1: Monthly production and domestic consumption of natural rubber 2019 - December 2021 (tonnes)**



**Chart 2: Monthly imports and exports of natural rubber 2019 - December 2021 (tonnes)**



The full publication of the Monthly Rubber Statistics, December 2021 can be downloaded through [eStatistik](#) Portal.

For more details, please refer to the Department's portal: [www.dosm.gov.my](http://www.dosm.gov.my)

\*Notes:

Data for December 2021 is **provisional**. The data will be updated based on the latest available figures and subsequently published in the January 2022 publication.

**Released By:**

**DATO' SRI DR. MOHD UZIR MAHIDIN**  
**CHIEF STATISTICIAN MALAYSIA**  
**DEPARTMENT OF STATISTICS, MALAYSIA**

 [DrUzir\\_Mahidin](#)  [Dr\\_Uzir](#) 

**#myHariBulan# #myBulan# #myTahun#**

**Contact person:**

Mohd Yusrizal bin Ab. Razak  
Public Relation Officer  
Strategic Communication and International Division  
Department of Statistics, Malaysia  
Tel : +603-8885 7942  
Fax : +603-8888 9248  
E-mail : [yusrizal.razak\[at\]dosm.gov.my](mailto:yusrizal.razak[at]dosm.gov.my)

**Contact person:**

Baharudin Mohamad  
Public Relation Officer  
Strategic Communication and International Division  
Department of Statistics Malaysia  
Tel : +603-8090 4681  
Fax : +603-8888 9248  
Email : [baharudin\[at\]dosm.gov.my](mailto:baharudin[at]dosm.gov.my)

**Copyright ©2025 Department of Statistics Malaysia Official Portal. All Rights Reserved.**