



MINISTRY OF ECONOMY
DEPARTMENT OF STATISTICS MALAYSIA

MONTHLY RUBBER STATISTICS MALAYSIA, DECEMBER 2018

Natural rubber production in December 2018 gained 5.4 per cent

Malaysia's natural rubber production increased **5.4** per cent from **52,174** tonnes in November 2018 to **54,992** tonnes in December 2018. However, year-on-year comparison showed the production dropped by **18.0** per cent.

Average price of Latex Concentrate was recorded at **377.00** sen per kilogramme, declined by **1.0** per cent whereas the average price of Standard Malaysian Rubber 20 (S.M.R. 20) was **518.18** sen per kilogramme, increased **1.7** per cent as compared to the average price in November 2018.

Malaysia's natural rubber exports amounted **48,183** tonnes, shrank by **9.0** per cent as compared to **52,943** tonnes in November 2018. Main destination of exported natural rubber was to China with **46.5** per cent of the total exports in December 2018 followed by Germany (**14.8%**), Finland and U.S.A (**4.6%**) respectively and Iran (**3.1%**).

Domestic consumption of natural rubber in December 2018 was **41,823** tonnes against **42,971** tonnes during November 2018 with a decrease of **2.7** per cent. The rubber glove industry as the main consumer uses **76.2** per cent (**31,886** tonnes) of the total domestic consumption of natural rubber.

Stock of natural rubber stood at **173,848** tonnes, gained by **2.3** per cent as compared to **169,939** tonnes at the end of November 2018.

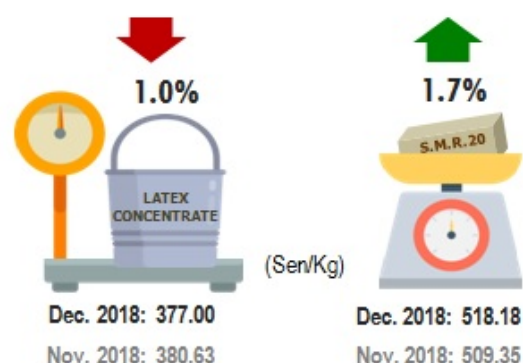


Production

Production of natural rubber increased by **5.4%** in December 2018.

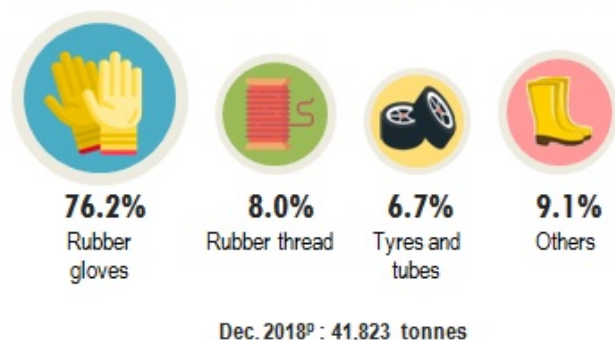


Average price

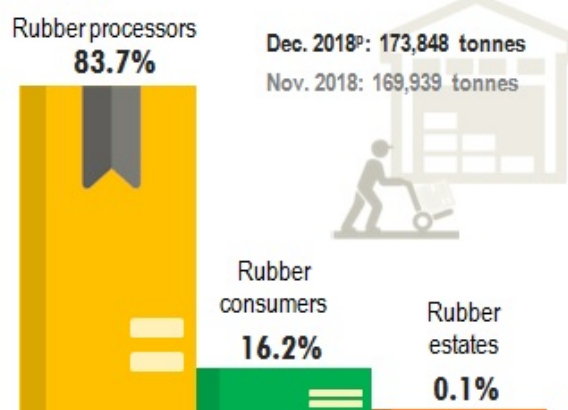


Domestic consumption

Rubber gloves industry was the main consumer of natural rubber.

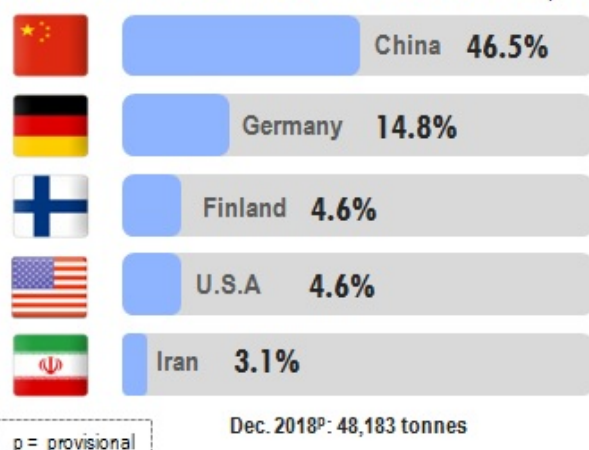


Stocks

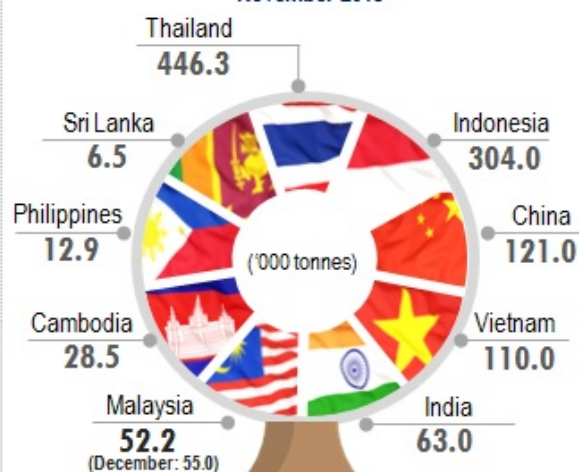


Exports

Exports of natural rubber decreased by **9.0%** as compared to November 2018 and China was the main destination of exports.



Production of natural rubber by main producing countries*, November 2018



Source: Ministry of Primary Industries

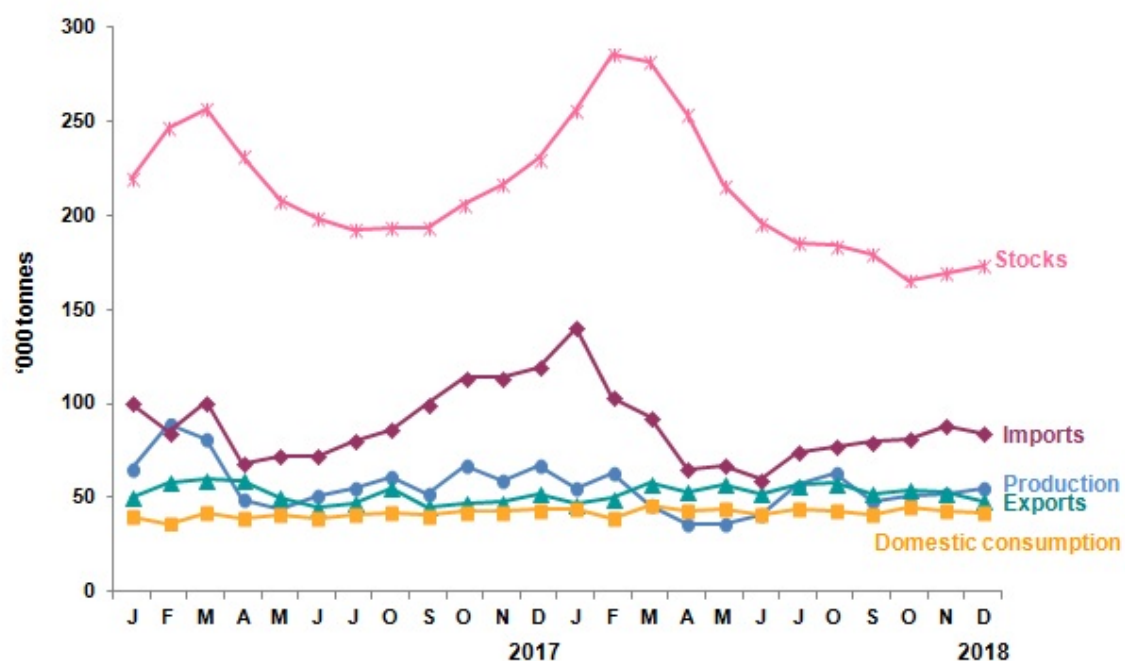
*Association of Natural Rubber Producing Countries (ANRPC)

Table 1 presents the principal statistics of rubber for December 2018 while Chart 1 shows the monthly time series from January 2017 to December 2018.

Table 1: Principal statistics of rubber, December 2018

Principal Statistics	December 2017	November 2018	December 2018	Change month-on-month December 2018/ November 2018 (%)	Change year-on-year December 2018/ December 2017 (%)
Production (tonnes)	67,101	52,174	54,992	5.4	-18.0
Exports (tonnes)	51,995	52,943	48,183	-9.0	-7.3
Imports (tonnes)	119,637	88,490	84,035	-5.0	-29.8
Domestic consumption (tonnes)	43,617	42,971	41,823	-2.7	-4.1
Closing stocks (tonnes)	230,300	169,939	173,848	2.3	-24.5
Number of paid workers (estate)	10,295	11,660	11,485	-1.5	11.6
Salaries & wages (estate) (RM'000)	16,565	16,399	18,852	15.0	13.8

Chart 1: Monthly production, exports, imports, domestic consumption and stocks of natural rubber 2017/2018



*Notes:

Data for December 2018 is **provisional**. The data will be updated based on the latest available figures and subsequently published in the January 2019 publication.

Released By:

DATO' SRI DR. MOHD UZIR MAHIDIN
CHIEF STATISTICIAN MALAYSIA
DEPARTMENT OF STATISTICS, MALAYSIA

 [DrUzir_Mahidin](#)  [Dr_Uzir](#) 

#myHariBulan# #myBulan# #myTahun#

Contact person:

Ho Mei Kei
Public Relation Officer
Strategic Communication and International Division
Department of Statistics, Malaysia
Tel : +603-8885 7942
Fax : +603-8888 9248
Email : mkho[at]dosm.gov.my

Contact person:

Baharudin Mohamad
Public Relation Officer
Strategic Communication and International Division
Department of Statistics Malaysia
Tel : +603-8090 4681
Fax : +603-8888 9248
Email : baharudin[at]dosm.gov.my

Copyright ©2025 Department of Statistics Malaysia Official Portal. All Rights Reserved.