



MINISTRY OF ECONOMY
DEPARTMENT OF STATISTICS MALAYSIA

MONTHLY RUBBER STATISTICS MALAYSIA, AUGUST 2018

Natural rubber production increased 11.4 per cent in August 2018

Malaysia's natural rubber production rose by **11.4** per cent in August to **62,862** tonnes as compared to **56,454** tonnes in July. For year-on-year, the production showed an increase of **2.9** per cent.

Average price of Latex Concentrate was recorded at **406.95** sen per kilogramme, decreased **2.0** per cent whereas the average price of Standard Malaysian Rubber 20 (S.M.R. 20) was **542.98** sen per kilogramme, increased **2.9** per cent as compared to the average price in July 2018.

Malaysia's natural rubber exports amounted to **57,670** tonnes and showed a growth of **2.1** per cent. China remains as the main destination, accounting for **52.1** per cent of total exports in August, followed by Germany (**13.0%**), Iran (**5.5%**), Korea (**3.3%**) and Finland (**3.1%**).

Domestic consumption of natural rubber in August 2018 was **42,755** tonnes against **44,188** tonnes during July 2018, with a reduction of **3.2** per cent. The rubber glove industry as the main consumer uses **31,930** tonnes or **74.7** per cent of the total natural rubber domestic consumption.

Stock of natural rubber stood at **185,670** tonnes, gained by **0.02** per cent as compared to **185,640** tonnes at the end of July.



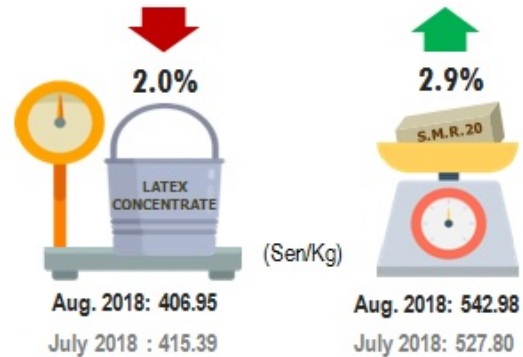
Production

Production of natural rubber rose **11.4%** in August 2018.
 (tonnes)



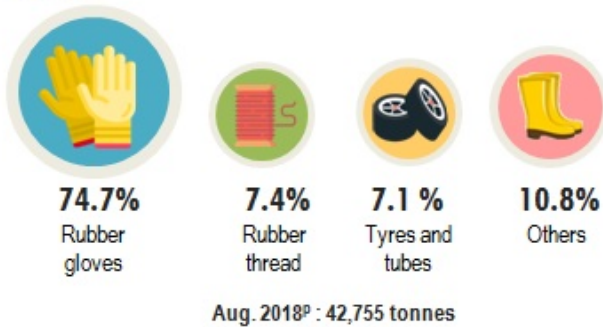
90.4% of natural rubber production was from the smallholding sector.

Average price

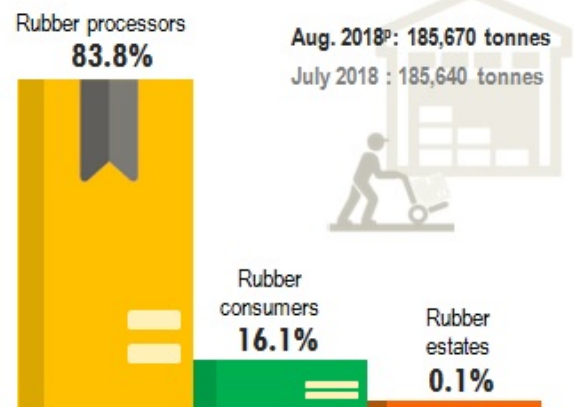


Domestic consumption

Rubber gloves industry was the main consumer of natural rubber which is **74.7%**.




Stocks



Exports

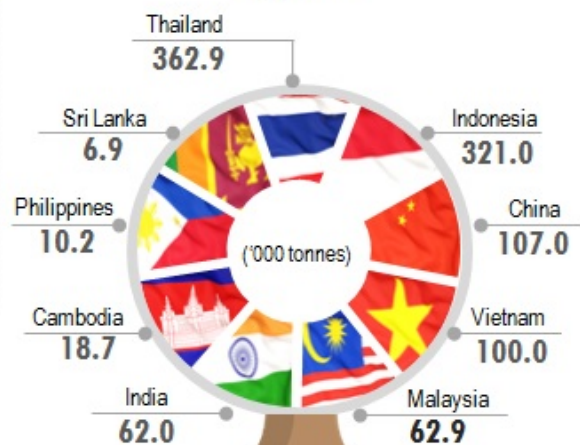
Exports of natural rubber increased by **2.1%** as compared to July 2018.
 The main destination of natural rubber exports was China.



p = provisional

Aug. 2018^p : 57,670 tonnes

Production of natural rubber by main producing countries*, August 2018



Source: Ministry of Primary Industries

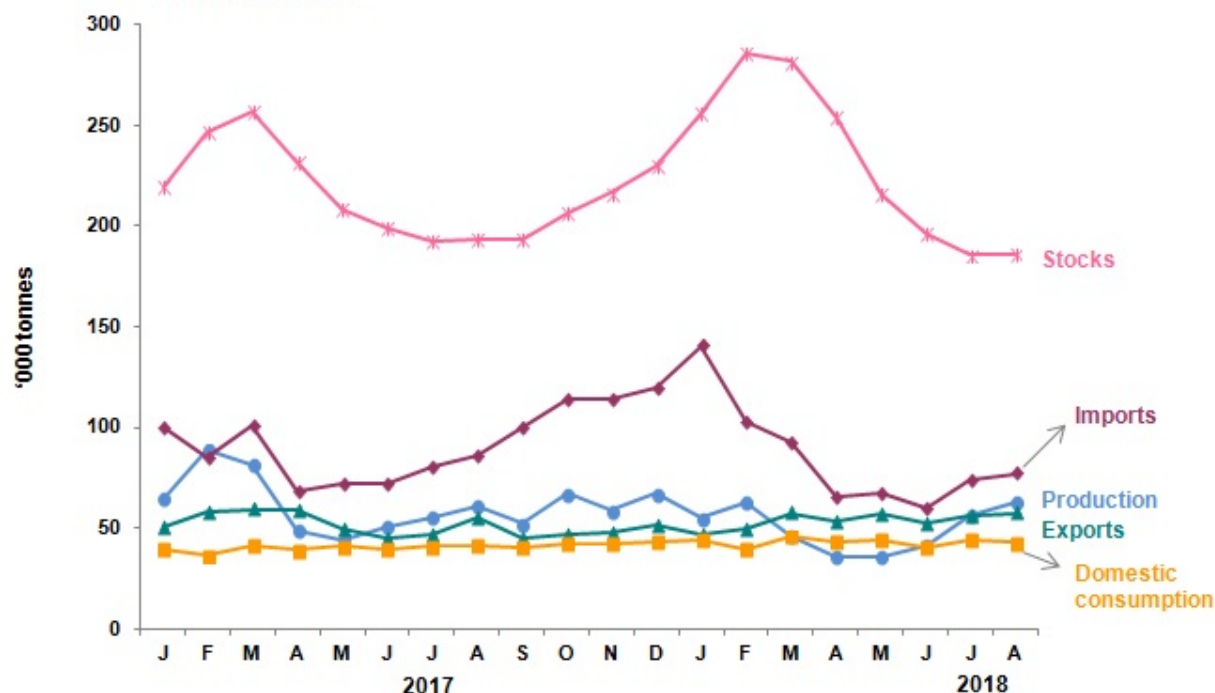
*Association of Natural Rubber Producing Countries (ANRPC)

Table 1 presents the principal statistics of rubber for August 2018 while Chart 1 shows the monthly time series from August 2017 to August 2018.

Table 1: Principal statistics of rubber, August 2018

Principal Statistics	August 2017	July 2018	August 2018	Change month-on-month August 2018/ July 2018 (%)	Change year-on-year August 2018/ August 017 (%)
Production (tonnes)	61,073	56,454	62,862	11.4	2.9
Exports (tonnes)	55,240	56,490	57,670	2.1	4.4
Imports (tonnes)	86,003	74,230	77,246	4.1	-10.2
Domestic consumption (tonnes)	41,785	44,188	42,755	-3.2	2.3
Closing stocks (tonnes)	193,496	185,640	185,670	0.02	-4.0
Number of paid workers (estate)	10,190	11,788	11,792	0.03	15.7
Salaries & wages (estate) (RM'000)	13,326	17,952	17,574	-2.1	31.9

Chart 1: Monthly production, exports, imports, domestic consumption and stocks of natural rubber 2017/2018



*Notes:

Data for August 2018 is **provisional**. The data will be updated based on the latest available figures and subsequently published in the September 2018 publication.

Released By:

DATO' SRI DR. MOHD UZIR MAHIDIN
CHIEF STATISTICIAN MALAYSIA
DEPARTMENT OF STATISTICS, MALAYSIA

 [DrUzir_Mahidin](#)  [Dr_Uzir](#) 

#myHariBulan# #myBulan# #myTahun#

Contact person:

Ho Mei Kei
Public Relation Officer
Strategic Communication and International Division
Department of Statistics, Malaysia
Tel : +603-8885 7942
Fax : +603-8888 9248
Email : mkho[at]dosm.gov.my

Contact person:

Baharudin Mohamad
Public Relation Officer
Strategic Communication and International Division
Department of Statistics Malaysia
Tel : +603-8090 4681
Fax : +603-8888 9248
Email : baharudin[at]dosm.gov.my

Copyright ©2025 Department of Statistics Malaysia Official Portal. All Rights Reserved.