



MINISTRY OF ECONOMY  
DEPARTMENT OF STATISTICS MALAYSIA

---

## MONTHLY RUBBER STATISTICS MALAYSIA, AUGUST 2016

---

### **Natural rubber (NR) production increased 30.5% to record 59,520 tonnes in August 2016**

In August 2016, NR production was registered **59,520** tonnes with an increase of **30.5** per cent as compared to July 2016. The main contributor to NR production is from the smallholding sector **90.1** per cent.


Average monthly price of Latex Concentrate and Standard Malaysian Rubber 20 increased by **0.95** sen per kilogramme (**+0.2%**) and **7.22** sen per kilogramme (**+1.4%**) respectively in August 2016 as compared to previous month.

Exports of NR in August 2016 was **46,548** tonnes dropped by **4.2** per cent as compared to July 2016. The five main destinations of NR exports were China, Germany, Iran, U.S.A. and Finland.

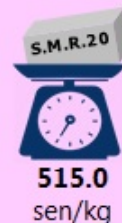
Meanwhile, domestic consumption of natural rubber went up by **0.2** per cent to 40,518 tonnes in August 2016. The rubber gloves industry remain as main domestic consumption **73.5** per cent.

At the end of August 2016, the level of NR stocks rose by **3.4** per cent to **169,465** tonnes as compared to previous month.

## Natural rubber (NR) production increased 30.5% to record 59,520 tonnes in August 2016



The smallholding sector dominates the production of natural rubber with a contribution of **90.1%**.

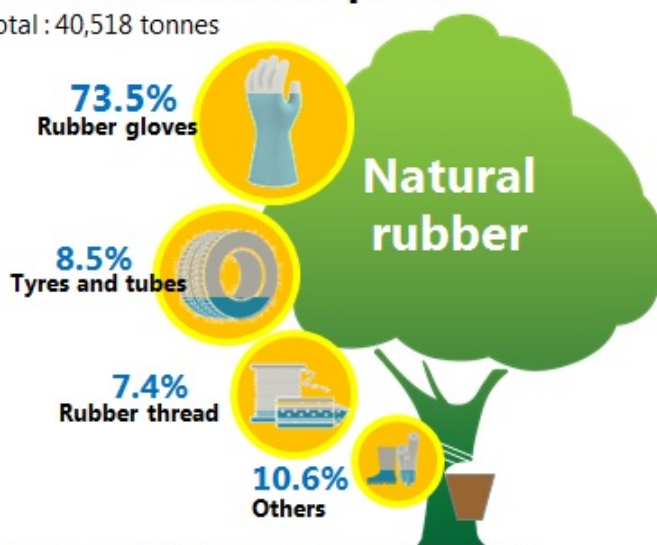


Latex Concentrate: 0.2%  
S.M.R.20: 1.4%



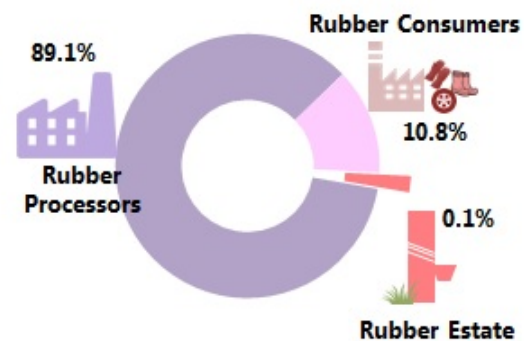
## Domestic Consumption

Total: 40,518 tonnes



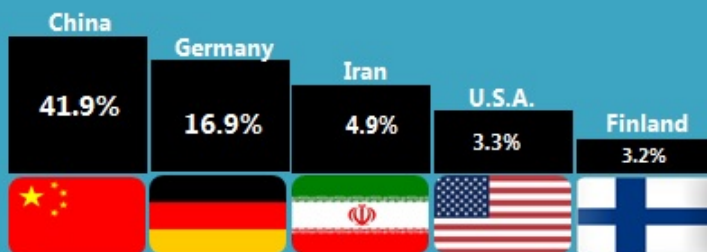
More than 70% domestic consumption of NR from the rubber gloves industry.

## Stocks



August 2016: **169,465 tonnes**  
July 2016: **163,897 tonnes**

## Exports



Exports of NR dropped by **4.2%** as compared to July 2016.  
The main destination of NR exports was China.

Total exports: **46,548 tonnes**

## Production of NR by Association of Natural Rubber Producing Countries (ANRPC)



Source: Ministry of Plantation Industries and Commodities

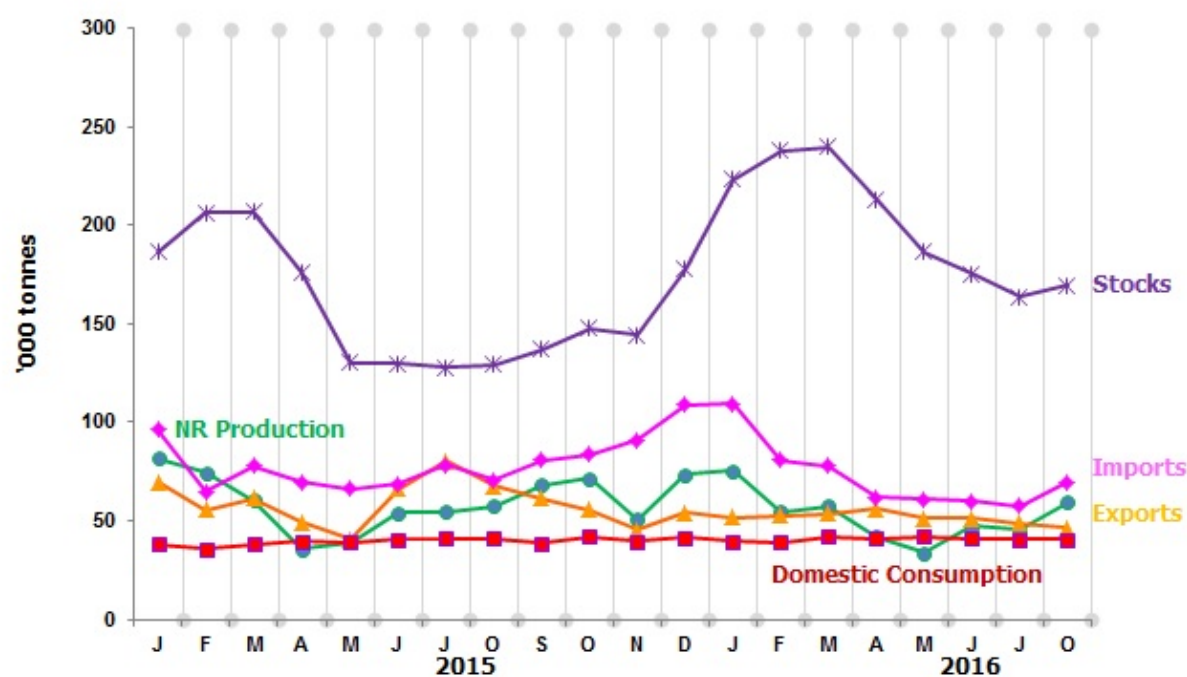
Source: Monthly Rubber Statistics Malaysia, August 2016, Department of Statistics, Malaysia

**Table 1** presents the principal statistics of rubber for August 2016 while **Chart 1** shows the monthly time series.

**Table 1:** Principal Statistics of rubber, August 2016

Principal Statistics	August 2016	July 2016	August 2015	Change month-on-month (%)	Change year-on-year (%)
Production (tonnes)	59,520	45,623	57,366	30.5	3.8
Exports (tonnes)	46,548	48,578	67,770	-4.2	-31.3
Imports (tonnes)	69,928	57,411	70,637	21.8	-1.0
Domestic consumption (tonnes)	40,518	40,450	40,877	0.2	-0.9
Closing stocks (tonnes)	169,465	163,897	129,414	3.4	30.9
Number of paid workers (estate)	10,679	10,648	12,095	0.3	-11.7
Salaries & wages (RM'000) (estate)	15,653	13,551	15,546	15.5	0.7

**Chart 1:** Monthly production, exports, imports, domestic consumption and stocks of natural rubber 2015/2016



\*Notes:

Data for August 2016 is **provisional**. The data will be updated based on the latest available figures and subsequently published in the September 2016 publication.

**Released By:**

**THE OFFICE OF CHIEF STATISTICIAN MALAYSIA  
DEPARTMENT OF STATISTICS, MALAYSIA  
#myHariBulan# #myBulan# #myTahun#**

**Contact person:**

Ho Mei Kei  
Public Relation Officer  
Corporate and User Services Division  
Department of Statistics, Malaysia  
**Tel :** +603-8885 7942  
**Fax :** +603-8888 9248  
**Email :** mkho[at]stats.gov.my

**Contact person:**

Baharudin Mohamad  
Public Relation Officer  
Strategic Communication and International Division  
Department of Statistics Malaysia  
Tel : +603-8090 4681  
Fax : +603-8888 9248  
Email : baharudin[at]dosm.gov.my

**Copyright ©2025 Department of Statistics Malaysia Official Portal. All Rights Reserved.**