



MINISTRY OF ECONOMY  
DEPARTMENT OF STATISTICS MALAYSIA

---

## MONTHLY RUBBER STATISTICS MALAYSIA, APRIL 2017

---

### **Natural Rubber (NR) decreased by 39.2 per cent in April 2017**

Production of NR in April 2017 decreased by **39.2** per cent to **48,889** tonnes as compared to the previous month. The main contributor of NR production is from smallholding sector with a contribution exceeding **90** per cent.

Average monthly price of Latex Concentrate and Standard Malaysian Rubber 20 were **640.69** sen per kilogramme and **719.25** sen per kilogramme, decreased by **12.5** per cent and **16.7** per cent respectively from March 2017.

In April 2017, exports of NR decreased by **0.1** per cent to **59,437** tonnes as compared to March 2017. Five main destinations of NR exports were China, Germany, Finland, Iran and USA.

In the meantime, domestic consumption of NR decreased by **6.0** per cent to **39,243** tonnes within the same period. Rubber gloves industry remains as the main domestic consumer with consumption more than **70** per cent.

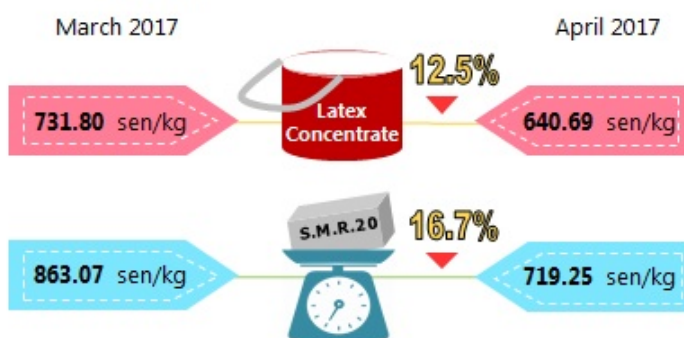
At the end of April 2017, level of NR stocks declined by **9.7** per cent to **231,698** tonnes.

## Natural Rubber (NR) decreased by 39.2 per cent in April 2017

NR production dominated by smallholding sector with contribution exceeding 90%.



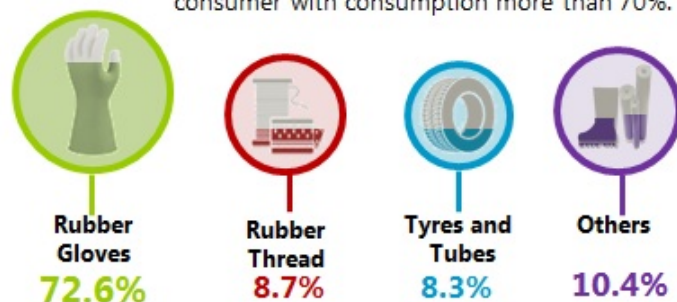
## Average price



## Domestic Consumption


Total : 39,243 tonnes

Rubber gloves industry is the main domestic consumer with consumption more than 70%.



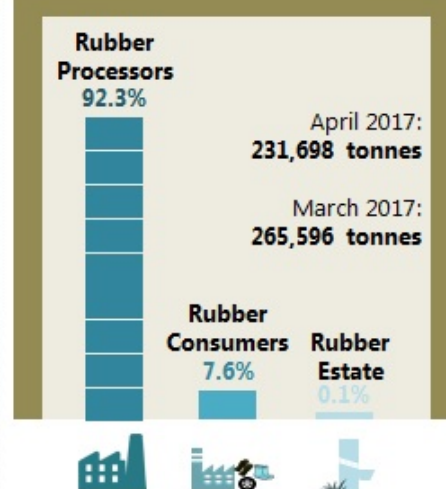
## Exports

Exports of NR decreased by 0.1% as compared to March 2017. The main destination of NR exports was China.




Total exports : 59,437 tonnes

## Stocks



## Production of NR by Association of Natural Rubber Producing Countries (ANRPC)



Source: Ministry of Plantation Industries and Commodities

Source: Monthly Rubber Statistics Malaysia, April 2017

Department of Statistics Malaysia  
<https://www.dosm.gov.my>



<https://www.facebook.com/StatsMalaysia>



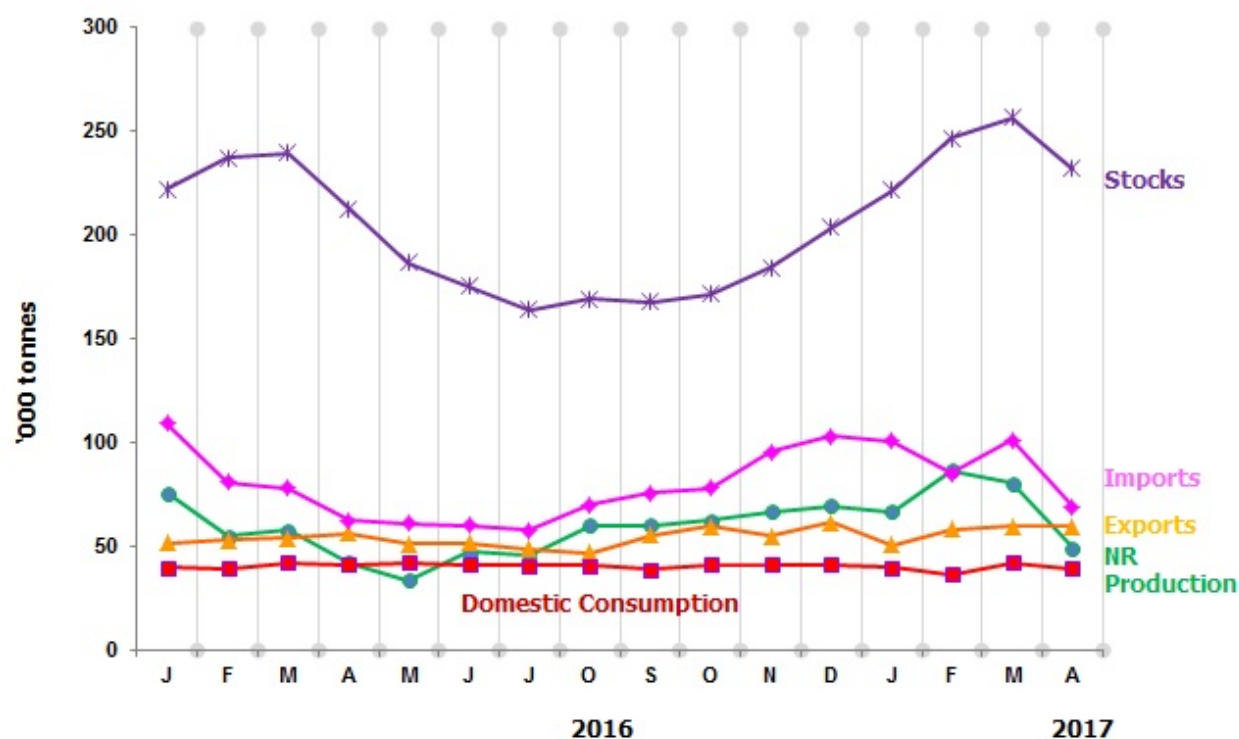
<https://twitter.com/StatsMalaysia>

Table 1 presents the principal statistics of rubber for April 2017 while Chart 1 shows the monthly time series from April 2016 to April 2017.

Table 1: Principal statistics of rubber, April 2017

Principal Statistics	April 2017	March 2017	April 2016	Change month-on-month (%)	Change year-on-year (%)
Production (tonnes)	48,889	80,384	41,753	-39.2	17.1
Exports (tonnes)	59,437	59,520	56,204	-0.1	5.8
Imports (tonnes)	68,843	101,027	62,061	-31.9	10.9
Domestic consumption (tonnes)	39,243	41,764	40,889	-6.0	-4.0
Closing stocks (tonnes)	231,698	256,596	212,485	-9.7	9.0
Number of paid workers (estate)	9,540	9,769	11,034	-2.3	-13.5
Salaries & wages (RM'000) (estate)	11,395	13,202	11,330	-13.7	0.6

Chart 1: Monthly production, exports, imports, domestic consumption and stocks of natural rubber 2016/2017



\*Notes:

Data for April 2017 is **provisional**. The data will be updated based on the latest available figures and subsequently published in the May 2017 publication.

**Released By:**

**THE OFFICE OF CHIEF STATISTICIAN MALAYSIA  
DEPARTMENT OF STATISTICS, MALAYSIA  
#myHariBulan# #myBulan# #myTahun#**

**Contact person:**

Ho Mei Kei  
Public Relation Officer  
Corporate and User Services Division  
Department of Statistics, Malaysia  
**Tel :** +603-8885 7942  
**Fax :** +603-8888 9248  
**Email :** mkho[at]stats.gov.my

**Contact person:**

Baharudin Mohamad  
Public Relation Officer  
Strategic Communication and International Division  
Department of Statistics Malaysia  
**Tel :** +603-8090 4681  
**Fax :** +603-8888 9248  
**Email :** baharudin[at]dosm.gov.my

**Copyright ©2025 Department of Statistics Malaysia Official Portal. All Rights Reserved.**