



MINISTRY OF ECONOMY
DEPARTMENT OF STATISTICS MALAYSIA

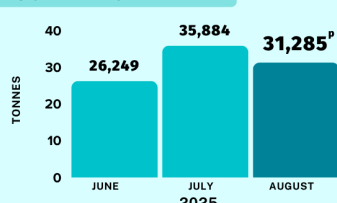
MONTHLY RUBBER STATISTICS, AUGUST 2025



KEMENTERIAN EKONOMI
JABATAN PERANGKAIAN MALAYSIA

MONTHLY RUBBER STATISTICS, AUGUST 2025

PRODUCTION of NATURAL RUBBER



↓ -12.8%

AVERAGE PRICE (cent/kg)



S.M.R. 20
AUGUST 2025: 731.86
JULY 2025: 723.57

↑ 1.1%



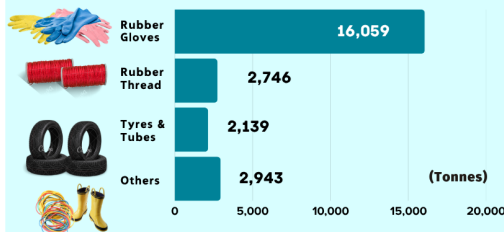
Concentrated Latex
AUGUST 2025: 569.48
JULY 2025: 571.30

↓ -0.3%

DOMESTIC CONSUMPTION

AUGUST 2025: 23,888^P tonnes
JULY 2025: 22,472 tonnes

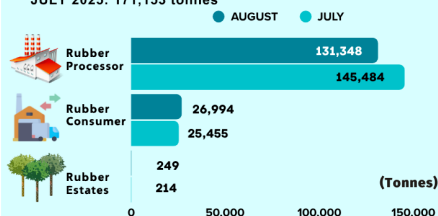
↑ 6.3%



STOCKS

AUGUST 2025: 158,591^P tonnes
JULY 2025: 171,153 tonnes

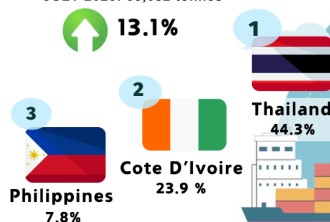
↓ -7.3%



IMPORTS

AUGUST 2025: 62,966^P tonnes
JULY 2025: 55,682 tonnes

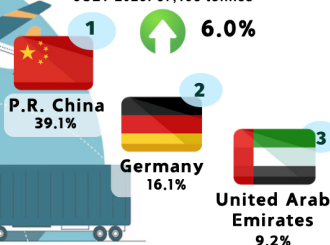
↑ 13.1%



EXPORTS

AUGUST 2025: 39,419^P tonnes
JULY 2025: 37,198 tonnes

↑ 6.0%



Note: ↑ ↓ change month on month : P = Preliminary : S.M.R = Standard Malaysian Rubber

Source: Monthly Rubber Statistics August 2025, Department of Statistics Malaysia (DOSM)



@StatsMalaysia



Malaysia's natural rubber production decreased by 12.8 per cent in August 2025

Natural Rubber (NR) production decreased by 12.8 per cent in August 2025 (31,285 tonnes) as compared to July 2025 (35,884 tonnes). Year-on-year comparison showed that the production of NR decreased by 12.9 per cent (August 2024: 35,908 tonnes). Production of NR in August 2025 for Malaysia was mainly contributed by smallholders sector (86.5%) as compared to estates sector (13.5%).

Total stocks of NR in August 2025 decreased by 7.3 per cent to 158,591 tonnes as compared to 171,153 tonnes in July 2025. Rubber processors factory contributed 82.8 per cent of the stocks followed by rubber consumers factory (17.0%) and rubber estates (0.2%).

Exports of Malaysia's NR amounted to 39,419 tonnes in August 2025, increased 6.0 per cent as against July 2025 (37,198 tonnes). P.R. China remained as the main destination for NR exports which accounted 39.1 per cent of total exports in August 2025 followed by Germany (16.1%), the United Arab Emirates (9.2%), the United States of America (5.7%) and Portugal (3.9%). The exports performance was contributed by NR-based product such as gloves, tyre, tube and rubber thread. Gloves were the main exports of rubber-based products with a value of RM1.2 billion in August 2025, a decrease of 7.7 per cent as compared to July 2025 (RM1.3 billion).

Analysis of the average monthly price showed that Concentrated Latex recorded a decrease of 0.3 per cent (August 2025: 569.48 sen per kg; July 2025: 571.30 sen per kg) while Scrap increased by 1.3 per cent (August 2025: 594.18 sen per kg; July 2025: 586.68 sen per kg). Trend of prices for all Standard Malaysian Rubber (S.M.R) was mixed increased 1.1 per cent and decreased 0.3 per cent.

Contact person:

Baharudin Mohamad
Public Relation Officer
Strategic Communication and International Division
Department of Statistics Malaysia
Tel : +603-8090 4681
Fax : +603-8888 9248
Email : baharudin[at]dosm.gov.my

Copyright ©2026 Department of Statistics Malaysia Official Portal. All Rights Reserved.