



MINISTRY OF ECONOMY
DEPARTMENT OF STATISTICS MALAYSIA

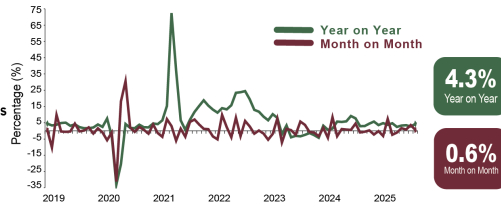
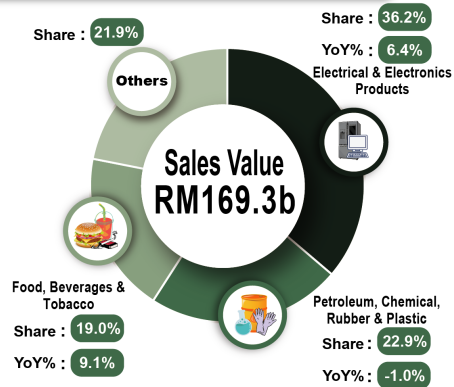
MONTHLY MANUFACTURING STATISTICS, MALAYSIA, SEPTEMBER 2025



MINISTRY OF ECONOMY
DEPARTMENT OF STATISTICS MALAYSIA

MANUFACTURING STATISTICS, SEPTEMBER 2025

Sales Value of the Manufacturing Sector

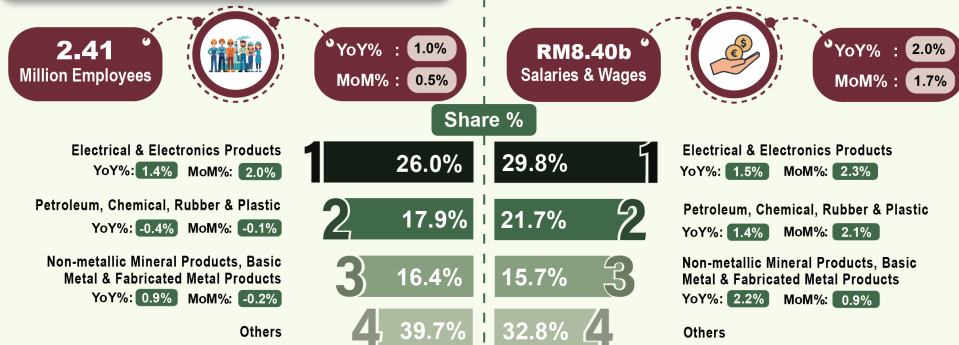


Sales Value of the Manufacturing Sector, Q3 2024, Q2 2025 & Q3 2025

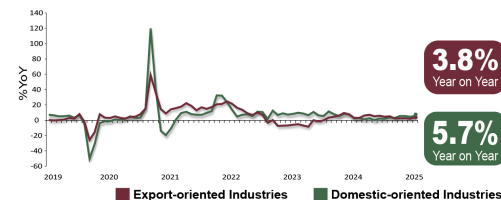
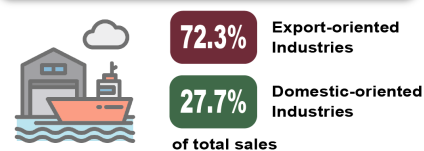
	Q3 2024	Q2 2025	Q3 2025
Sales Value	RM483.2b	RM480.2b	RM500.1b
YoY	6.5%	3.4%	3.5%
QoQ	4.1%	1.0%	4.1%

%QoQ: Percentage change Quarter on Quarter
Note: Q = Quarter

Number of Employees and Salaries & Wages



Export and Domestic-oriented Industries



%YoY: Percentage change year-on-year | b: billion
%MoM: Percentage change month-on-month

Source: Manufacturing Statistics Malaysia, Department of Statistics Malaysia (DOSM)



Sales in the Manufacturing sector increased 4.3 per cent in September 2025, amounted to RM169.3 billion

The Manufacturing sector posted sales of RM169.3 billion in September 2025, expanded 4.3 per cent (August 2025: 2.7%). The growth in sales value within the Manufacturing sector was mainly contributed by the Food, beverages & tobacco sub-sector, grew 9.1 per cent in September 2025 (August 2025: 9.6%). The growth was further supported by the Electrical & electronics products and the Non-metallic mineral products, basic metal & fabricated metal products sub-sectors, which rose by 6.4 per cent (August 2025: 3.7%) and 2.7 per cent (August 2025: 3.3%), respectively. In comparison by month-on-month, sales value increased by 0.6 per cent, reached RM169.3 billion from RM168.3 billion recorded in August 2025.

Sales value growth in the export-oriented industries which accounting for 72.3 per cent of total sales, expanded by 3.8 per cent in September 2025 (August 2025: 2.0%). The performance was primarily influenced by the increase in the Manufacture of vegetable & animal oils & fats by 7.8 per cent (August 2025: 8.2%). Meanwhile, the Manufacture of computer, electronics & optical products grew by 6.1 per cent (August 2025: 3.8%), and the Manufacture of machinery and equipment n.e.c. grew by 5.2 per cent (August 2025: 4.9%). On a month-on-month comparison, the growth of export-oriented industries increased 0.7 per cent (August 2025: 4.2%).

The domestic-oriented industries increased 5.7 per cent in September 2025, after registered 4.5 per cent a month ago. The performance was supported by robust growth in the Manufacture of food processing products with 10.5 per cent in September 2025 (August 2025: 11.6%), as well as in the Manufacture of basic metals (4.8%) and Manufacture of fabricated metal products, except machinery & equipment (4.1%). Furthermore, the domestic-oriented industries increased 0.3 per cent as compared to the preceding month.

A total of 2.4 million employees were recorded in this sector during September 2025, augmented by 1.0 per cent (August 2025: 1.0%). The augmentation was mainly driven by the Food, beverages & tobacco (1.9%); Electrical & electronics products (1.4%); and Non-metallic mineral products, basic metal & fabricated metal products (0.9%). On a month-on-month basis, the number of employees in this sector increased 0.5 per cent.

The salaries & wages paid in the Manufacturing sector also posted an expansion of 2.0 per cent (August 2025: 1.8%), amounted to RM8.4 billion in September 2025. In addition, the salaries & wages paid rebounded to 1.7 per cent compared to RM8.26 billion recorded in the preceding month. Subsequently, the sales value per employee registered at RM70,126 (3.3%), while the average salaries & wages per employee was RM3,479, increased by 1.1 per cent year-on-year.

Sales of the Manufacturing sector reached RM500.1 billion for the third quarter of 2025, reflecting a growth of 3.5 per cent (Q2 2025: 3.4%). The increase was primarily attributable to the Food, beverages & tobacco sub-sector (9.2%); and Electrical & electronics products (5.6%) sub-sectors. Moreover, the number of employees and salaries & wages during the quarter rose by 1.0 per cent (Q2 2025: 1.0%) and 2.0 per cent (Q2 2025: 1.8%) respectively.

For the period of January to September 2025, the Manufacturing sector recorded cumulative sales of RM1.5 trillion, grew 3.6 per cent as compared to the same period of 2024 (January - September 2024: 4.6%). The number of employees upticked by 1.0 per cent to 2.4 million persons, while salaries & wages increased by 1.9 per cent to RM75.2 billion. Moreover, the sales value per employee stood at RM603,051, grew 2.6 per cent.

The full publication of the Monthly Manufacturing Statistics, September 2025 can be downloaded through eStatistik portal.

Data for September 2025 is provisional. The data will be updated based on the latest available figures and subsequently published in the October 2025 publication.

Released by:

DEPARTMENT OF STATISTICS MALAYSIA

7 November 2025

Contact person:

Baharudin Mohamad

Public Relation Officer

Strategic Communication and International Division

Department of Statistics Malaysia

Tel : +603-8090 4681

Fax : +603-8888 9248

Email : baharudin[at]dosm.gov.my

Copyright ©2026 Department of Statistics Malaysia Official Portal. All Rights Reserved.