

EMBARGO: Only to be published or disseminated at **12:00 hour, Friday, 28 August 2020**



MINISTRY OF ECONOMY
DEPARTMENT OF STATISTICS MALAYSIA

MALAYSIA EXTERNAL TRADE STATISTICS BULLETIN, JULY 2020



EXTERNAL TRADE STATISTICS

JULY 2020



EXPORTS AND IMPORTS BY SECTOR

EXPORTS

RM80.9 billion

▲ 4.7%

MANUFACTURING

RM4.7 billion

▼ 30.2%

MINING

RM6.6 billion

▲ 30.4%

AGRICULTURE

IMPORTS

RM58.4 billion

▼ 5.6%

RM4.1 billion

▼ 39.1%

RM3.7 billion

▼ 3.2%

IMPORTS BY END USE & BEC

Intermediate Goods

Share 47.7%

RM32.2 billion

▼ 17.3%

Capital Goods

10.0%

RM6.7 billion

▼ 19.7%

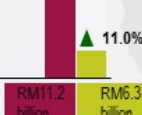
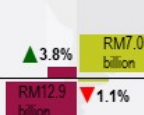
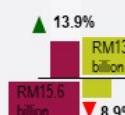
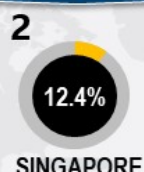
Consumption Goods

9.5%

RM6.4 billion

▲ 0.1%

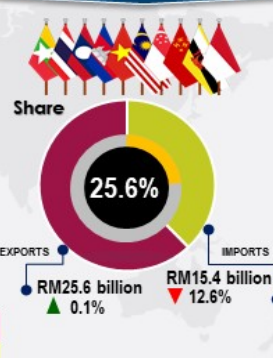
TOP 3 TRADING PARTNERS



EXPORTS

IMPORTS

TRADE WITH ASEAN



Note: ▲ ▼ All changes are based on year-on-year (y-o-y) comparison

Source: Monthly External Trade Statistics, July 2020

KEY FACTS

Malaysia's trade in July 2020 amounted RM159.9 billion, declined by 2.2 per cent compared to the same month last year. On a month-on-month (m-o-m) basis, total trade recorded a double-digit growth of 10.4 per cent. Exports continued to record positive growth in July 2020, expanding by 3.1 per cent year-on-year (y-o-y) to RM92.5 billion. This was the highest value since November 2018. In contrast, imports was valued at RM67.4 billion, declined by 8.7 per cent y-o-y. On m-o-m basis, exports and imports registered increases of 11.7 per cent and 8.7 per cent respectively.

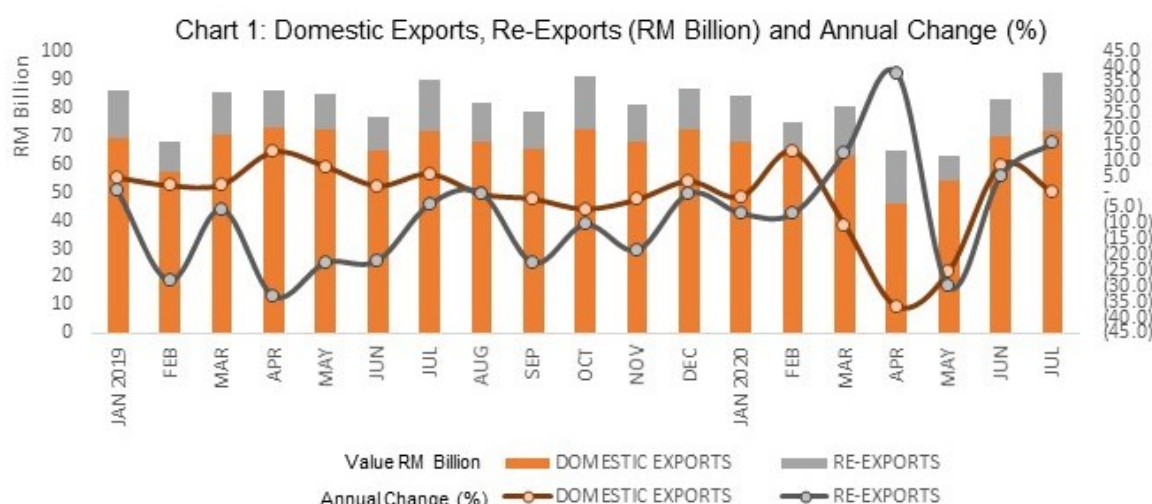
Trade surplus in July 2020 surged by 57.5 per cent to RM25.1 billion, the highest trade surplus ever recorded. It also increased by 20.6 per cent from RM20.9 billion when compared to the previous month.

A. EXPORTS

- Exports in July 2020 was valued at RM92.5 billion, an increase of 3.1 per cent y-o-y, outpacing imports growth for three consecutive months. On a m-o-m basis, it posted a double-digit growth of 11.7 per cent from RM82.8 billion.
- For the first seven months of 2020, exports declined by 6.2 per cent to RM541.5 billion compared to the same period in 2019.
- Higher exports in July 2020 was recorded to the United States, China, Singapore, the United Kingdom and Republic of Korea. However, exports to the United Arab Emirates and Thailand decreased.
- Exports of manufactured goods which constituted 87.5 per cent of total exports, increased by 4.7 per cent to RM80.9 billion compared to the same month a year ago. Exports of agriculture goods which represented 7.1 per cent of Malaysia's exports expanded by 30.4 per cent to RM6.6 billion y-o-y. Meanwhile, exports of mining goods continued to decline by 30.2 per cent to RM4.7 billion, and accounting for 5.1 per cent of Malaysia's exports.

Table 1: Exports, Domestic Exports, Re-Exports (RM Million) and Annual Change (%)

Period	Value			Annual Change (%)		
	Exports	Domestic Exports	Re-exports	Exports	Domestic Exports	Re-exports
2019 (JAN-JUL)	577,063	477,540	99,523	1.0	5.4	(16.0)
2020 (JAN-JUL)	541,471	437,092	104,379	(6.2)	(8.5)	4.9
2019						
JAN	86,341	68,888	17,453	3.7	4.6	0.4
FEB	67,683	57,181	10,502	(4.1)	2.1	(27.7)
MAR	85,677	70,347	15,330	1.0	2.3	(4.7)
APR	86,228	72,737	13,491	1.9	12.7	(32.9)
MAY	84,679	72,174	12,504	2.2	8.1	(22.4)
JUN	76,691	64,456	12,235	(2.7)	2.0	(21.7)
JUL	89,765	71,757	18,008	3.8	5.7	(3.2)
AUG	81,513	68,075	13,438	(0.6)	(0.6)	(0.3)
SEP	78,252	65,469	12,782	(6.1)	(2.2)	(21.9)
OCT	90,861	72,345	18,516	(6.4)	(5.4)	(10.2)
NOV	80,947	67,945	13,003	(5.4)	(2.4)	(18.4)
DEC	86,436	72,108	14,327	2.8	3.4	(0.3)
2020						
JAN	84,114	67,833	16,281	(2.6)	(1.5)	(6.7)
FEB	74,451	64,662	9,789	10.0	13.1	(6.8)
MAR	80,119	62,854	17,265	(6.5)	(10.7)	12.6
APR	64,787	46,183	18,604	(24.9)	(36.5)	37.9
MAY	62,650	53,904	8,746	(26.0)	(25.3)	(30.1)
JUN	82,819	69,951	12,869	8.0	8.5	5.2
JUL	92,531	71,705	20,826	3.1	(0.1)	15.6



B. IMPORTS

- Malaysia's imports in July 2020 stood at RM67.4 billion, declined by 8.7 per cent or RM6.4 billion compared to July 2019. This was the 5th consecutive month of decrease since March 2020. However, compared to the previous month, imports increased 8.7 per cent from RM62.0 billion.
- In January to July 2020, Malaysia's imports contracted by 7.4 per cent to RM451.8 billion compared to the same period in 2019.
- Lower imports in July 2020 were recorded from Republic of Korea, China, the European Union, Australia, Thailand and Indonesia. However, imports increased from India and the United Arab Emirates.
- Imports of manufactured, mining and agriculture goods declined by 5.6 per cent, 39.1 per cent and 3.2 per cent respectively compared to July 2019.
- Imports by end use registered a decline for intermediate goods and capital goods. Meanwhile, imports of consumption goods increased. Imports of intermediate goods dropped by 17.3 per cent to RM32.2 billion. Capital goods declined by 19.7 per cent to RM6.7 billion and consumption goods

increased marginally by 0.1 per cent to RM6.4 billion.

Table 6: Imports, Value (RM Million) and Annual Change (%)

Period	Value RM Million	Annual Change (%)
2019 (JAN-JUL)	488,082	(2.6)
2020 (JAN-JUL)	451,751	(7.4)
2019		
JAN	73,922	1.0
FEB	55,567	(9.5)
MAR	69,681	(0.3)
APR	74,377	4.2
MAY	75,109	1.4
JUN	65,630	(9.8)
JUL	73,796	(5.8)
AUG	70,461	(12.5)
SEP	69,438	2.5
OCT	73,289	(8.7)
NOV	74,261	(3.6)
DEC	73,880	1.0
2020		
JAN	72,081	(2.5)
FEB	61,832	11.3
MAR	67,805	(2.7)
APR	68,420	(8.0)
MAY	52,263	(30.4)
JUN	61,966	(5.6)
JUL	67,384	(8.7)

Chart 2: Imports, Value (RM Billion) and Annual Change (%)



Download full article [here](#)

Download: [Appendix here](#)

#Notes:

1. The July 2020 data is provisional and subject to revision in later issues.
2. This report can be accessed through the web portal of the Department of Statistics, Malaysia (<https://www.dosm.gov.my>) under section: Latest Release.

Released By:

DATO' SRI DR. MOHD UZIR MAHIDIN
CHIEF STATISTICIAN MALAYSIA
DEPARTMENT OF STATISTICS, MALAYSIA

DrUzir_Mahidin Dr_Uzir

28 AUGUST 2020

Contact person:

Mohd Yusrizal Ab Razak
 Public Relation Officer
 Strategic Communication and International Division
 Department of Statistics, Malaysia
 Tel : +603-8885 7942
 Fax : +603-8888 9248
 E-mail : [yusrizal.razak\[at\]dosm.gov.my](mailto:yusrizal.razak[at]dosm.gov.my)

Contact person:

Baharudin Mohamad

Public Relation Officer
Strategic Communication and International Division
Department of Statistics Malaysia
Tel : +603-8090 4681
Fax : +603-8888 9248
Email : baharudin[at]dosm.gov.my

Copyright ©2025 Department of Statistics Malaysia Official Portal. All Rights Reserved.