



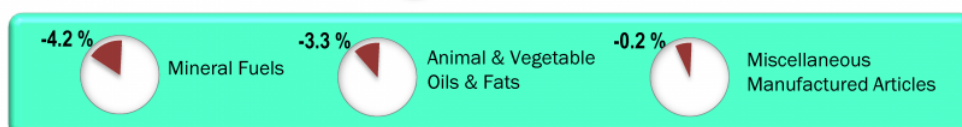

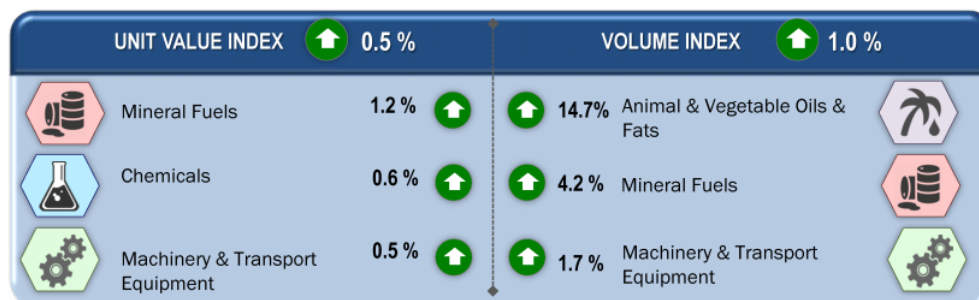
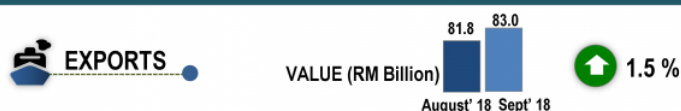
MINISTRY OF ECONOMY
DEPARTMENT OF STATISTICS MALAYSIA

MALAYSIA EXTERNAL TRADE INDICES SEPTEMBER 2018



EXTERNAL TRADE INDICES SEPTEMBER 2018

The Export & Import Unit Value Indices remained **positive** at **0.5%** and **1.2%** respectively.



Note: ↓ ↑ All changes are based on month-on-month comparison

Source : External Trade Indices, September 2018

Exports

On a month-on-month (m-o-m) basis, in September 2018, the **export unit value index** rose 0.5% to 116.0 points which was contributed by mineral fuels (+1.2%) followed by chemicals (+0.6%) and machinery & transport equipment (+0.5%). The **export volume index** also registered an increase of 1.0% to 134.5 points. The increase was led by animal & vegetable oils & fats (+14.7%), mineral fuels (+4.2%) and machinery & transport equipment (+1.7%). In seasonally adjusted terms, the **export volume index** increased 1.7% to 130.9 points.

When compared to the previous year, the **export unit value index** and **export volume index** posted an increase of 3.5% and 3.1% respectively."

Imports

In September 2018, the **import unit value index** grew 1.2% to 120.2 points which was mainly led by mineral fuels (+5.6%) followed by machinery & transport equipment (+0.6%) and food (+0.4%). Meanwhile, the **import volume index** decreased 16.5% to 128.1 points. This was mainly attributed to machinery & transport equipment (-22.0%), manufactured goods (-16.8%) and mineral fuels (-16.0%). In seasonally adjusted terms, the **import volume index** decreased 16.5% to 126.0 points.

When compared to the previous year, the **import unit value index** posted an increase of 4.4% while the **import volume index** fell 6.7%.

Terms of trade

Malaysia's **terms of trade** decreased 0.7% to 96.5 points when compared with August 2018. On a year-on-year basis, Malaysia's **terms of trade** fell 0.9% from 97.3 points.

For more details, please refer to the Department's portal: www.dosm.gov.my

***Notes:**

The September 2018 data is provisional and subject to revision in later issues.

Released By:

DATO' SRI DR. MOHD UZIR MAHIDIN
CHIEF STATISTICIAN MALAYSIA
DEPARTMENT OF STATISTICS, MALAYSIA

 **DrUzir_Mahidin**   **dr_uzir**

5 NOVEMBER 2018

Contact person:

Ho Mei Kei
Public Relation Officer
Strategic Communication and International Division
Department of Statistics, Malaysia

Tel : +603-8885 7942

Fax : +603-8888 9248

Email : mkho[at]dosm.gov.my

Contact person:

Baharudin Mohamad

Public Relation Officer

Strategic Communication and International Division

Department of Statistics Malaysia

Tel : +603-8090 4681

Fax : +603-8888 9248

Email : baharudin[at]dosm.gov.my

Copyright ©2026 Department of Statistics Malaysia Official Portal. All Rights Reserved.