



MINISTRY OF ECONOMY
DEPARTMENT OF STATISTICS MALAYSIA

MALAYSIA EXTERNAL TRADE INDICES JULY 2018



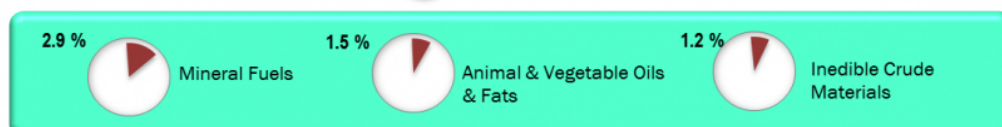


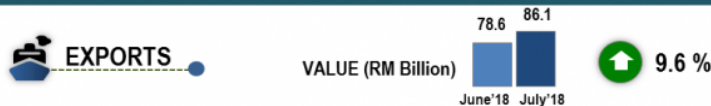
Department of Statistics Malaysia
<https://www.dosm.gov.my>
 @StatsMalaysia





**National Statistics Day
(MyStats Day)**
20th October 2018
"Better Data, Better Lives"

EXTERNAL TRADE INDICES **JULY 2018**

Both the Export & Import Unit Value Indices remained **positive** at **0.4%** and **0.03%** respectively.



Note:   All changes are based on month-on-month comparison

Exports

On a month-on-month (m-o-m) basis, in July 2018, the export unit value index rose 0.4% to 114.9 points which was contributed by mineral fuels (+1.7%) followed by machinery & transport equipment (+0.4%) and chemicals (+0.3%). The export volume index also registered an increase of 9.1% to 140.9 points. The increase was led by machinery & transport equipment (+12.7%), animal & vegetable oils & fats (+11.0%) and mineral fuels (+7.8%). In seasonally adjusted terms, the export volume index increased 11.8% to 146.7 points.

When compared to the previous year, the export unit value index posted an increase of 3.1% and export volume index posted an increase of 6.0%.

Imports

In July 2018, the import unit value index also increased 0.03% to 118.4 points compared to Jun 2018 which was mainly led by machinery & transport equipment (+0.6%) followed by food (+0.2%) and miscellaneous manufactured articles (+0.2%). The import volume index increased 7.2% to 149.5 points. This was mainly attributed to mineral fuels (+18.0%), machinery & transport equipment (+7.1%) and chemicals (+5.8%). In seasonally adjusted terms, the import volume index increased 4.0 % to 146.0 points.

When compared to the previous year, the import unit value index also advanced 3.2% and import volume index grew 6.9%.

Terms of trade

Malaysia's terms of trade increased 0.4% to 97.0 points when compared with June 2018. On a year-on-year basis, Malaysia's terms of trade decreased 0.03% from 97.1 points

For more details, please refer to the Department's portal: www.dosm.gov.my

***Notes:**

The July 2018 data is provisional and subject to revision in later issues.

Released By:

DATO' SRI DR. MOHD UZIR MAHIDIN
CHIEF STATISTICIAN MALAYSIA
DEPARTMENT OF STATISTICS, MALAYSIA

 [DrUzir_Mahidin](#)   [dr_uzir](#)

5 SEPTEMBER 2018

Contact person:

Ho Mei Kei
Public Relation Officer

Strategic Communication and International Division
Department of Statistics, Malaysia
Tel : +603-8885 7942
Fax : +603-8888 9248
Email : mkho[at]dosm.gov.my

Contact person:

Baharudin Mohamad
Public Relation Officer
Strategic Communication and International Division
Department of Statistics Malaysia
Tel : +603-8090 4681
Fax : +603-8888 9248
Email : baharudin[at]dosm.gov.my

Copyright ©2025 Department of Statistics Malaysia Official Portal. All Rights Reserved.