



MINISTRY OF ECONOMY  
DEPARTMENT OF STATISTICS MALAYSIA

---

## INTERNATIONAL INVESTMENT POSITION, THIRD QUARTER 2020

---

### Malaysia's international investment position continued to record net assets of RM82.5 billion

Malaysia's International Investment Position (IIP) recorded a higher net assets position of RM82.5 billion as against RM57.3 billion last quarter, of which total financial assets registered a value of RM1,890.1 billion while total liabilities was RM1,807.6 billion.



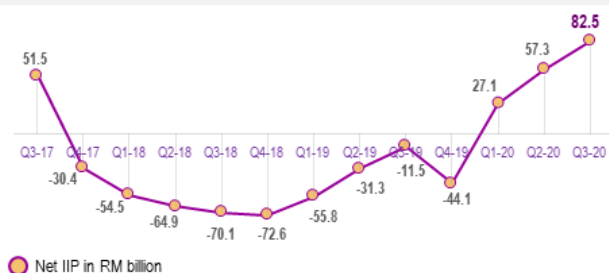
**Direct Investment Abroad (DIA)** position recorded RM510.8 billion (Q2 2020: RM521.9 billion), mainly contributed by Financial & insurance/takaful activities (43.2%), followed by Mining & quarrying (14.6%) and Agriculture (8.6%). In regards to regions, Asia held the largest DIA position with a share of 51.6 per cent, while Singapore (20.5%), Indonesia (9.3%) and Cayman Islands (7.1%) remained as the top DIA destinations. Meanwhile, **Foreign Direct Investment (FDI)** position in Malaysia registered RM689.1 billion (Q2 2020: RM696.5 billion) of which Manufacturing sector was the highest contributor at RM266.0 billion (38.6%), followed by Financial & insurance/ takaful activities (24.2%) and Mining & quarrying sector (6.1%). Asia remained as the top region with a value of RM372.3 billion (54.0%) and the top FDI countries were from Singapore (21.7%), Hong Kong (12.5%) and Japan (10.8%).

Portfolio investment registered a lower net liabilities position of RM111.9 billion (Q2 2020: net liabilities RM134.6 billion), while Other investment position showed a reduced net liabilities of RM63.7 billion (Q2 2020: net liabilities RM75.3 billion).

As at end of September 2020, Malaysia's international reserves stood at RM436.4 billion as compared to RM443.0 billion last quarter.



## MALAYSIA'S INTERNATIONAL INVESTMENT POSITION, Q3 2020



## HIGHLIGHTS

"Malaysia's IIP recorded  
higher net assets of  
RM82.5 billion"

## BREAKDOWN OF IIP PERFORMANCE

## TOTAL ASSETS

RM1,890.1b (Q2-20: RM1,914.8b)

Mainly contributed by: **32.0%** Direct Investment  
**25.6%** Portfolio Investment

## TOTAL LIABILITIES

RM1,807.6b (Q2-20: RM1,857.5b)

Mainly contributed by: **43.3%** Direct Investment  
**33.0%** Portfolio Investment

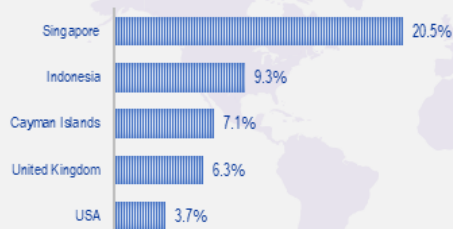
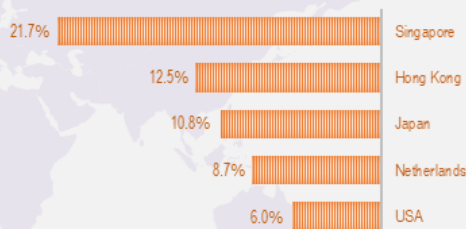
## COMPONENTS OF DIRECT INVESTMENT

Equity & investment  
fund sharesRM338.2b  
55.9%

## Debt instruments

RM266.7b  
44.1%ASSETS  
RM604.8bRM617.2b  
78.8%LIABILITIES  
RM783.1bRM165.9b  
21.2%

## TOP FIVE COUNTRIES FOR DIRECT INVESTMENT POSITION

DIRECT INVESTMENT ABROAD (DIA)  
RM510.8bCumulatively contributed **46.9%** to total DIAFOREIGN DIRECT INVESTMENT (FDI)  
RM689.1bCumulatively contributed **59.7%** to total FDI

Note: b refers to billion

Source: International Investment Position, Department of Statistics, Malaysia

**Released By:**

**DATO' SRI DR. MOHD UZIR MAHIDIN**  
**CHIEF STATISTICIAN MALAYSIA**  
**DEPARTMENT OF STATISTICS, MALAYSIA**

 **DrUzir\_Mahidin**   **Dr\_Uzir**

**#myHariBulan# #myBulan# #myTahun#**

**Contact person:**

**Mohd Yusrizal Ab Razak**

Public Relation Officer

Strategic Communication and International Division

Department of Statistics, Malaysia

Tel : +603-8885 7942

Fax : +603-8888 9248

Email : yusrizal.razak[at]dosm.gov.my

**Contact person:**

Baharudin Mohamad

Public Relation Officer

Strategic Communication and International Division

Department of Statistics Malaysia

Tel : +603-8090 4681

Fax : +603-8888 9248

Email : baharudin[at]dosm.gov.my

**Copyright ©2026 Department of Statistics Malaysia Official Portal. All Rights Reserved.**