

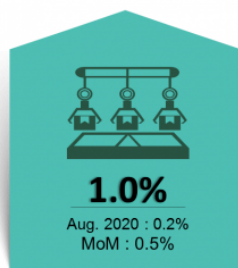


MINISTRY OF ECONOMY
DEPARTMENT OF STATISTICS MALAYSIA

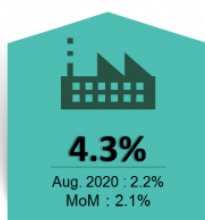
INDEX OF INDUSTRIAL PRODUCTION, MALAYSIA SEPTEMBER 2020



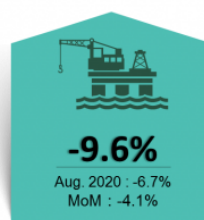
Malaysia's Industrial Production Index (IPI) recorded a positive growth of 1.0 per cent in September 2020



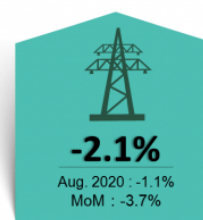
IPI



Manufacturing



Mining



Electricity

MANUFACTURING



9.8%
Aug. 2020 : 7.1%
MoM : 3.5%

**Electrical &
Electronics
Products**



4.5%
Aug. 2020 : 3.5%
MoM : -6.0%

**Transport
Equipment &
Other
Manufactures**



4.9%
Aug. 2020 : 4.8%
MoM : 0.3%

**Food,
Beverages &
Tobacco**



3.2%
Aug. 2020 : 1.7%
MoM : 2.4%

**Petroleum,
Chemical,
Rubber &
Plastic**



2.3%
Aug. 2020 : -2.5%
MoM : 8.0%

**Wood,
Furniture,
Paper
Products &
Printing**



-3.9%
Aug. 2020 : -6.3%
MoM : 1.2%

**Non-metallic
Mineral
Products, Basic
Metal
& Fabricated
Metal Products**



-4.1%
Aug. 2020 : -11.0%
MoM : 12.5%

**Textile,
Wearing
Apparel,
Leather
& Footwear**



Crude Oil & Condensate

-9.7%

Aug. 2020 : -5.0%
MoM : -4.7%

MINING

Natural Gas

-9.5%

Aug. 2020 : -8.0%
MoM : -3.6%



Note:
Percentage refers to the change in Month-on-Month (MoM) and
Year-on-Year (YoY)

Source: Index of Industrial Production, Malaysia
September 2020

Malaysia's Industrial Production Index (IPI) recorded a positive growth of 1.0 per cent in September 2020

The Industrial Production Index (IPI) increased **1.0 per cent** in September 2020 as compared to the same month of the previous year. The increment of IPI in September 2020 was driven by the positive growth of **4.3 per cent** in Manufacturing index. Meanwhile the Mining and Electricity index recorded a decrease of **9.6 per cent** and **2.1 per cent** respectively.

The Manufacturing sector output based on year-on-year comparison grew by **4.3 per cent** in September 2020 after recording a growth of 2.2 per cent in August 2020. The major sub-sectors contributing to the growth in Manufacturing sector in September 2020 were Electrical & Electronics Products (**9.8%**), Food, Beverages & Tobacco (**4.9%**) and Petroleum, Chemical, Rubber & Plastic Products (**3.2%**).

The Mining sector output dropped **9.6 per cent** in September 2020 as compared to the same period of the previous year. The deterioration was due to the decrease in Crude Oil & Condensate index (**-9.7%**) and Natural Gas index (**-9.5%**).

The Electricity sector output decreased **2.1 per cent** in September 2020 as compared to the same month of the previous year.

The IPI for the third quarter 2020 recorded a growth of **0.8 per cent** as compared to the same period of the previous year. This increase was due to the increment of **3.1 per cent** in Manufacturing index. However, Mining and Electricity index recorded a decline of **6.5 per cent** and **2.8 per cent** respectively.

The full publication of the Industrial Production Index, September 2020 can be downloaded through [eStatistik](#) portal.

***Notes:**

Data for September 2020 is **provisional**. The data will be updated based on the latest available figures and subsequently published in the October 2020 publication.

Released By:

DATO' SRI DR. MOHD UZIR MAHIDIN
CHIEF STATISTICIAN MALAYSIA
DEPARTMENT OF STATISTICS, MALAYSIA

 [DrUzir_Mahidin](#)  [Dr_Uzir](#) 

#myHariBulan# #myBulan# #myTahun#

Contact person:

Mohd Yusrizal Ab Razak
Public Relation Officer
Strategic Communication and International Division
Department of Statistics, Malaysia
Tel : +603-8885 7942
Fax : +603-8888 9248
E-mail : yusrizal.razak[at]dosm.gov.my

Contact person:

Baharudin Mohamad
Public Relation Officer
Strategic Communication and International Division

Department of Statistics Malaysia

Tel : +603-8090 4681

Fax : +603-8888 9248

Email : [baharudin\[at\]dosm.gov.my](mailto:baharudin[at]dosm.gov.my)

Copyright ©2026 Department of Statistics Malaysia Official Portal. All Rights Reserved.