

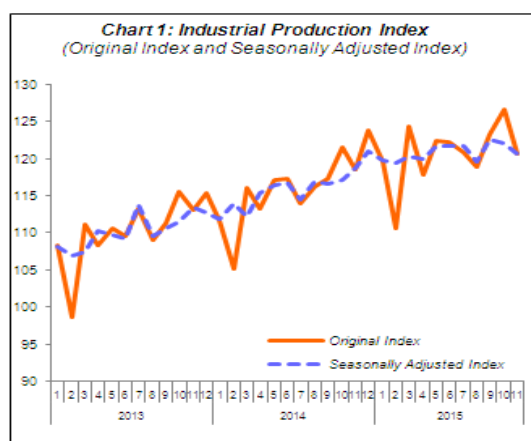


MINISTRY OF ECONOMY
DEPARTMENT OF STATISTICS MALAYSIA

INDEX OF INDUSTRIAL PRODUCTION, MALAYSIA NOVEMBER 2015

HIGHLIGHTS

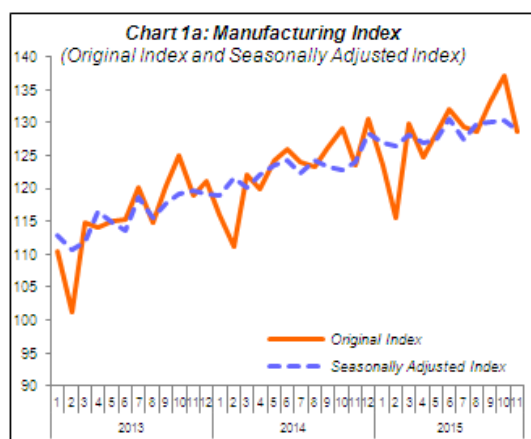
Sector	Seasonally Adjusted Index		Original Index	
	Index	% Changes Month on Month	Index	% Changes Year on Year
IPI	120.7	-1.1	120.7	1.8
Mining Index	100.3	-1.2	103.0	-4.1
Manufacturing Index	128.9	-1.1	128.6	4.1
Electricity Index	121.9	-1.3	118.3	2.0



PERFORMANCE OF INDUSTRIAL PRODUCTION INDEX

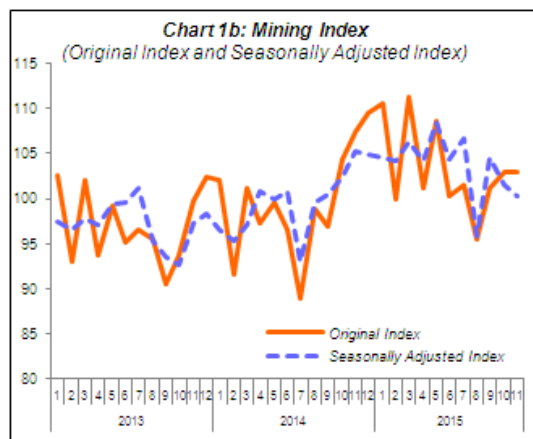
The Industrial Production Index (IPI) increased by 1.8% in November 2015 as compared to the same month of the previous year. The surge in November 2015 was supported by positive growth in Manufacturing index (4.1%) and Electricity index (2.0%). However, the Mining index recorded a decrease of 4.1%. The IPI in October 2015 remained unchanged at 4.2% year-on-year.

In seasonally adjusted terms, the IPI in November 2015 declined by 1.1% month-on-month following a decrease in all indices: Manufacturing (1.1%), Mining (1.2%) and Electricity (1.3%).



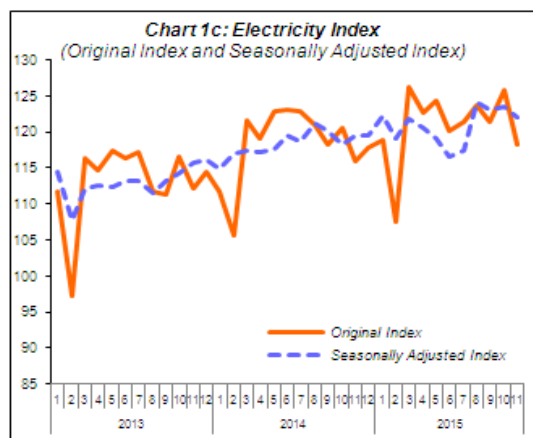
PERFORMANCE OF MANUFACTURING SECTOR

Year-on-year, Manufacturing sector output expanded moderately by 4.1% in November 2015 after registering a strong growth of 6.2% in October 2015. The major sub-sectors which expanded in November 2015 were: Electrical and Electronics Products (9.3%); Food, Beverages and Tobacco (4.6%) and Non-metallic Mineral Products, Basic Metal and Fabricated Metal Products (4.3%). On a seasonally adjusted month-on-month basis, Manufacturing output declined by 1.1% in November 2015.



PERFORMANCE OF MINING SECTOR

The Mining sector output fell by 4.1% in November 2015 as compared to the same month in 2014 due to the decrease in Natural Gas index (8.7%) and Crude Oil index (0.3%). On a seasonally adjusted terms, output for the Mining sector contracted 1.2% as compared to October 2015.



PERFORMANCE OF ELECTRICITY SECTOR

The Electricity sector output grew 2.0% in November 2015 on yearly basis. On a seasonally adjusted terms, Electricity sector output decreased by 1.3% as compared to the previous month.

PERFORMANCE OF INDUSTRIAL PRODUCTION INDEX FOR THE PERIOD JANUARY TO NOVEMBER 2015

Malaysia's Industrial Production Index for the period of January to November 2015 posted a growth of 4.7% as compared to the same period of the previous year. The expansion was supported by the increase in all three indices: Manufacturing (4.9%); Mining (4.7%) and Electricity (2.1%).

Sector	Jan. - Nov. 2014	Jan. - Nov. 2015	% Changes Year-on-Year
IPI	115.3	120.7	4.7
Mining Index	98.6	103.3	4.7
Manufacturing Index	122.3	128.3	4.9
Electricity Index	118.4	120.9	2.1

*** Notes:**

Data for November 2015 is provisional. The data will be updated based on the latest available figures and subsequently published in the December 2015 publication.

THE OFFICE OF CHIEF STATISTICIAN MALAYSIA
DEPARTMENT OF STATISTICS MALAYSIA
11 JANUARY 2016

Contact person:

Ho Mei Kei
 Public Relation Officer
 Corporate and User Services Division
 Department of Statistics, Malaysia
Tel : +603-8885 7942

Fax : +603-8888 9248

Email : mkho@stats.gov.my

Contact person:

Baharudin Mohamad

Public Relation Officer

Strategic Communication and International Division

Department of Statistics Malaysia

Tel : +603-8090 4681

Fax : +603-8888 9248

Email : baharudin[at]dosm.gov.my

Copyright ©2026 Department of Statistics Malaysia Official Portal. All Rights Reserved.