

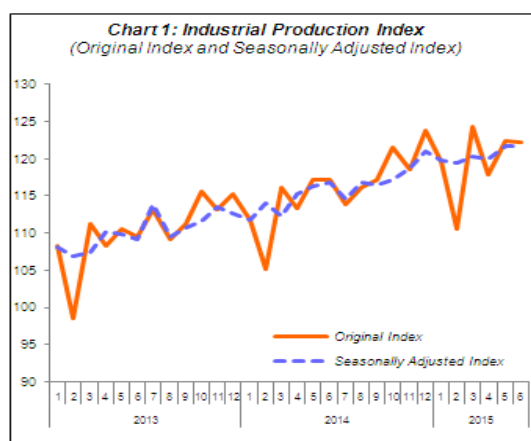


MINISTRY OF ECONOMY
DEPARTMENT OF STATISTICS MALAYSIA

INDEX OF INDUSTRIAL PRODUCTION, MALAYSIA JUNE 2015

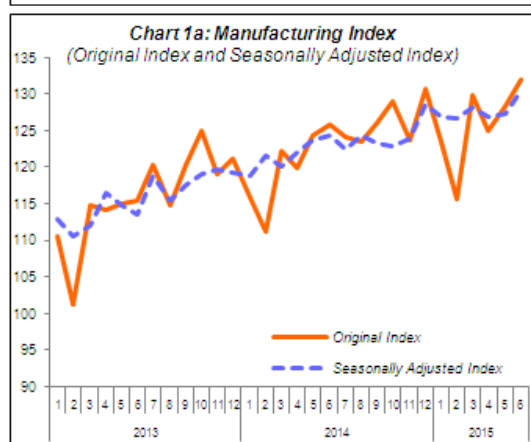
HIGHLIGHTS

Sector	Seasonally Adjusted Index		Original Index	
	Index	% Changes Month-on-Month	Index	% Changes Year-on-Year
IPI	121.7	0.1	122.3	4.3
Mining Index	104.3	-3.7	100.3	4.0
Manufacturing Index	130.5	2.5	132.1	4.9
Electricity Index	116.6	-2.0	120.1	-2.3



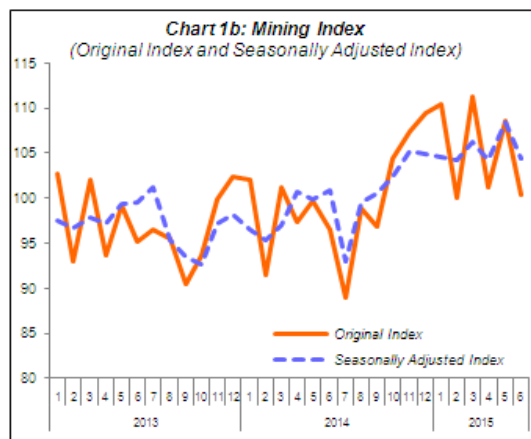
PERFORMANCE OF INDUSTRIAL PRODUCTION INDEX

The Industrial Production Index (IPI) increased by **4.3%** in June 2015 as compared to the same month of the previous year. The expansion in June 2015 was supported by positive growth in Manufacturing (**4.9%**) and Mining (**4.0%**). However, the Electricity index decreased by **2.3%**. The IPI in May 2015 remained unchanged by **4.5%** year-on-year. In seasonally adjusted terms, the IPI in June 2015 grew by **0.1%** month-on-month due to the increase of Manufacturing index (**2.5%**). Meanwhile, the index for Mining and Electricity declined by **3.7%** and **2.0%** respectively.



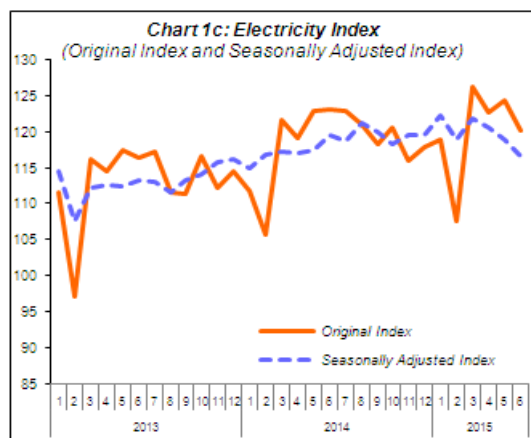
PERFORMANCE OF MANUFACTURING SECTOR

Year-on-year, Manufacturing sector output edged up to **4.9%** in June 2015 after an increase of **3.2%** registered in May 2015. The major sub-sectors showed an increase in June 2015 were: Electrical and Electronics Products (**6.1%**); Food, Beverages and Tobacco (**11.2%**) and Petroleum, Chemical, Rubber and Plastic Products (**2.2%**). On a seasonally adjusted month-on-month basis, Manufacturing output grew by **2.5%** in June 2015.



PERFORMANCE OF MINING SECTOR

The Mining sector output increased by **4.0%** in June 2015 compared to the same month in 2014. This expansion was mainly due to the increase of Crude Oil index (**6.6%**) and Natural Gas index (**1.0%**). As against May 2015, seasonally adjusted output for the Mining sector declined by **3.7%**.



PERFORMANCE OF ELECTRICITY SECTOR

The Electricity sector output fell **2.3%** in June 2015 on yearly basis. In seasonally adjusted terms, Electricity sector output contracted by **2.0%** in June 2015 as compared to the previous month.

PERFORMANCE OF INDUSTRIAL PRODUCTION INDEX FOR THE SECOND QUARTER 2015

Malaysia's Industrial Production Index for the second quarter 2015 expanded by **4.3%**, compared with the same quarter of the previous year. The increase was due to the rise in all three indices: Manufacturing (**4.1%**); Mining (**5.7%**) and Electricity (**0.6%**).

Sector	Q1 2015	Q2 2015	% Changes	
			Q2 2015/ Q2 2014	Q2 2015/ Q1 2015
IPI	118.1	120.8	4.3	2.3
Mining Index	107.3	103.4	5.7	-3.6
Manufacturing Index	123.0	128.4	4.1	4.4
Electricity Index	117.5	122.4	0.6	4.1

*** Notes:**

*Data for June 2015 is **provisional**. The data will be updated based on the latest available figures and subsequently published in the July 2015 publication.*

THE OFFICE OF CHIEF STATISTICIAN MALAYSIA
DEPARTMENT OF STATISTICS MALAYSIA
10 AUGUST 2015

Contact person:

Norrita binti Amran
Public Relation Officer
Corporate and User Services Division
Department of Statistics, Malaysia

Tel : +603-8885 7942

Fax : +603-8888 9248

Email : norrita.amran@stats.gov.my

Contact person:

Baharudin Mohamad

Public Relation Officer

Strategic Communication and International Division

Department of Statistics Malaysia

Tel : +603-8090 4681

Fax : +603-8888 9248

Email : baharudin[at]dosm.gov.my

Copyright ©2026 Department of Statistics Malaysia Official Portal. All Rights Reserved.