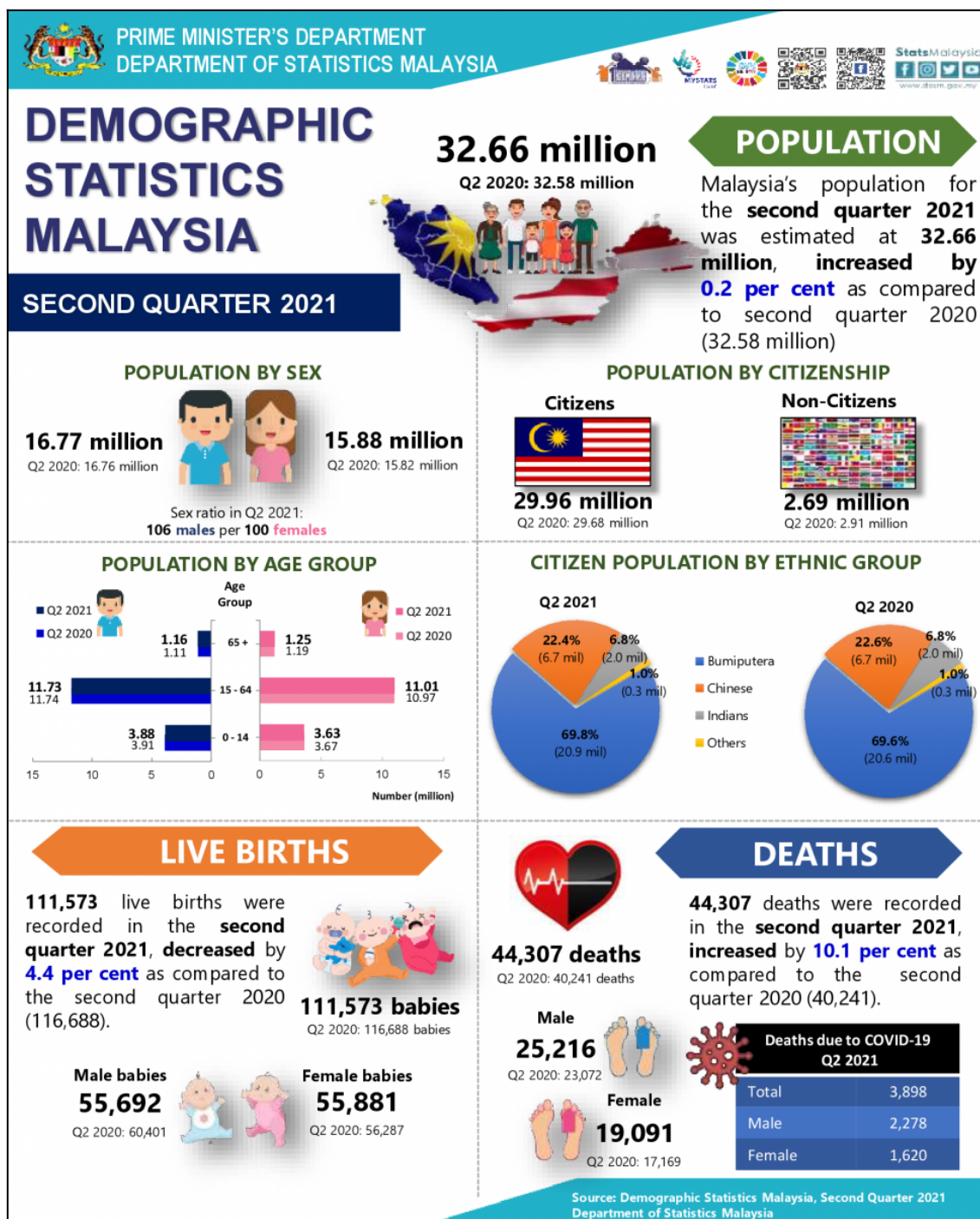


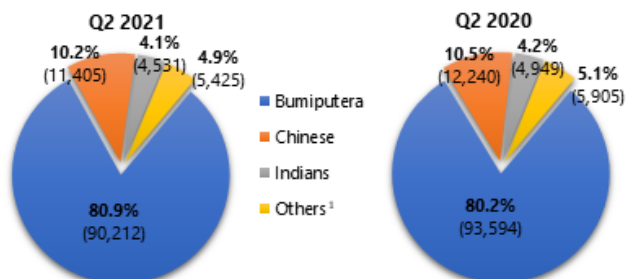


MINISTRY OF ECONOMY
DEPARTMENT OF STATISTICS MALAYSIA

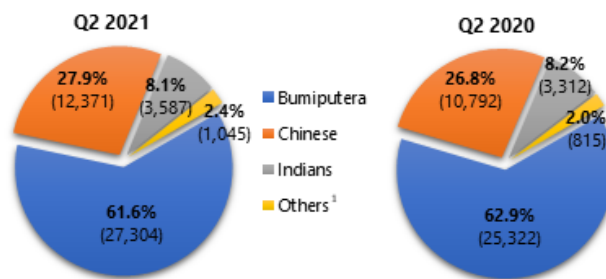
DEMOGRAPHIC STATISTICS SECOND QUARTER 2021, MALAYSIA



LIVE BIRTHS BY ETHNIC GROUP



DEATHS BY ETHNIC GROUP



¹ Including Non-Citizens

TABLE 1: NUMBER AND PERCENTAGE CHANGE OF LIVE BIRTHS AND DEATHS 2020 & 2021^P, MALAYSIA



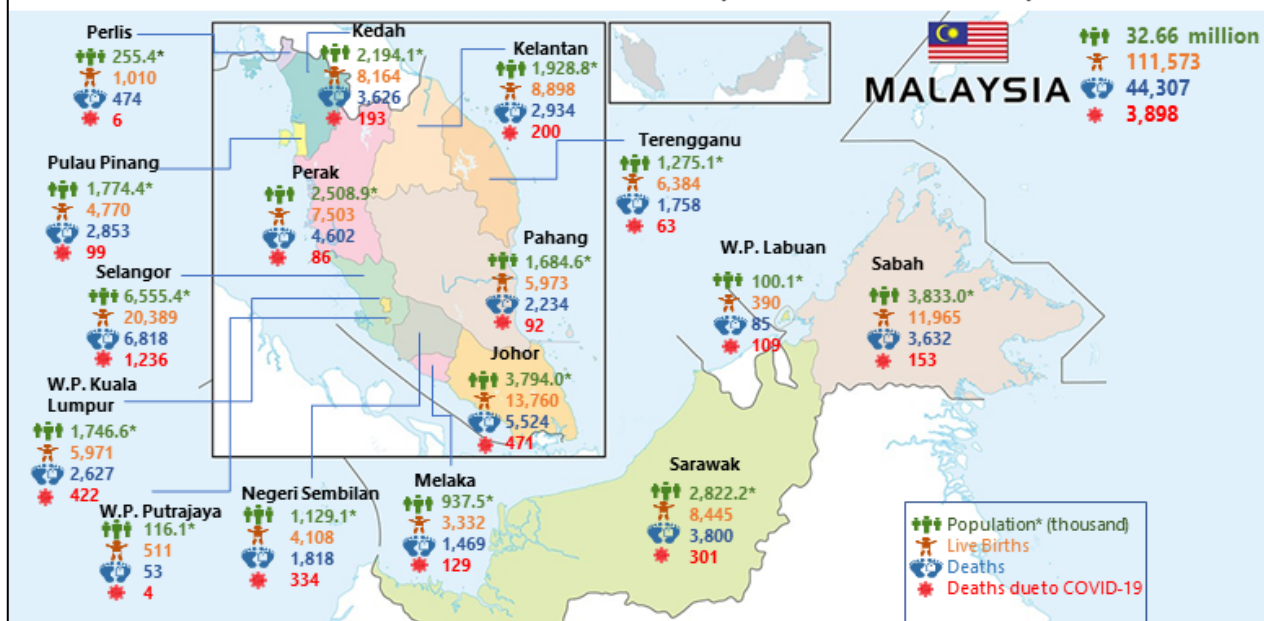
	2020		Month	2021 ^P	
	Year-on-year change (%)	Number		Number	Year-on-year change (%)
 Live Births	-5.1	37,815	April	32,988	-12.8
	-6.7	40,182	May	40,028	-0.4
	-2.6	38,691	June	38,557	-0.3
	-4.9	116,688	April-June	111,573	-4.4
 Deaths	-7.7	13,038	April	14,341	10.0
	-4.5	13,886	May	15,164	9.2
	-9.6	13,317	June	14,802	11.2
	-7.3	40,241	April-June	44,307	10.1

EXHIBIT 1: DEMOGRAPHIC STATISTICS BY STATE, SECOND QUARTER 2021, MALAYSIA



Source: Demographic Statistics Malaysia, Second Quarter 2021
Department of Statistics Malaysia

CHART 1: DEMOGRAPHIC STATISTICS BY QUARTER 2017-2021^P, MALAYSIA

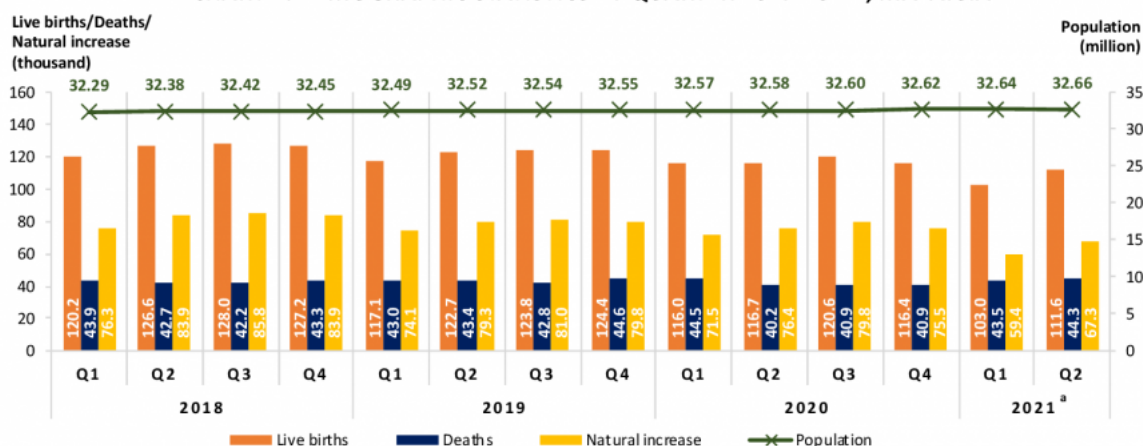


CHART 2: LIVE BIRTHS AND DEATHS BY YEAR, QUARTER AND MONTH, 2000-2021^P, MALAYSIA

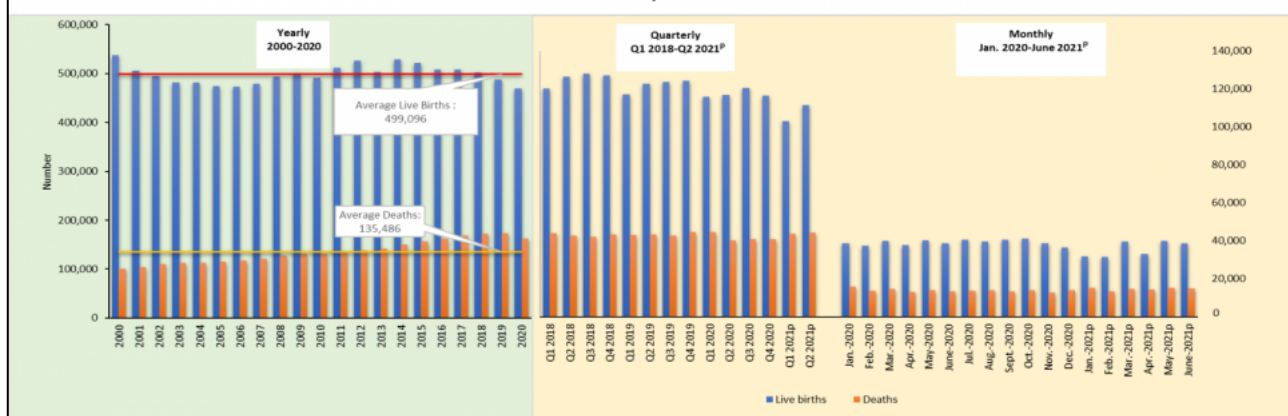
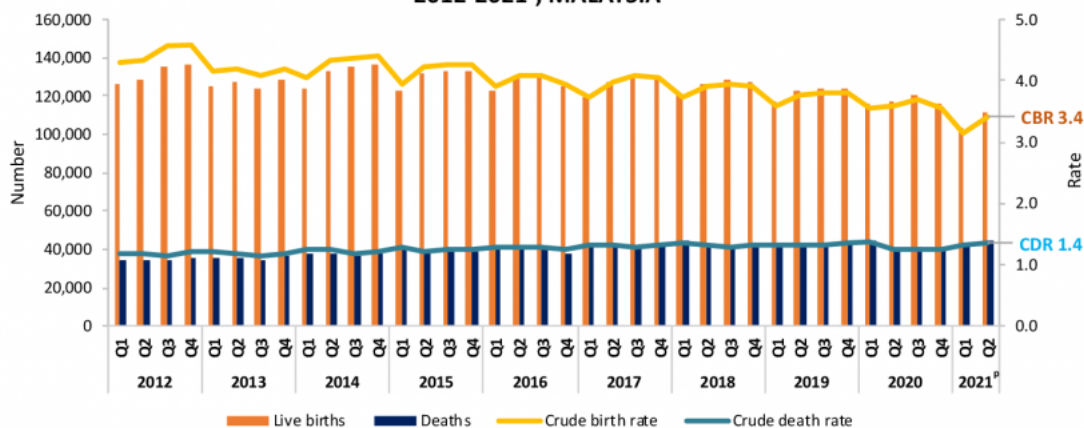


CHART 3: LIVE BIRTHS AND DEATHS (NUMBER AND RATE) BY QUARTER, 2012-2021^P, MALAYSIA



Notes:

^a Preliminary.

^b The number of live births and deaths refer to preliminary figures. Total population refers to estimates.

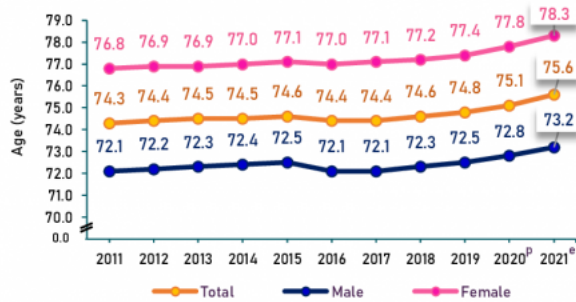
^c Quarterly period: Q1=January-March; Q2=April-June; Q3=July-September; Q4=October-December.

^d The added total may differ due to rounding.

Source: Demographic Statistics Malaysia, Second Quarter 2021
Department of Statistics Malaysia

LIFE EXPECTANCY

LIFE EXPECTANCY AT BIRTH, 2011- 2021^e



A newborn baby in **2021** is expected to live until the age of **75.6 years**. The gap in life expectancy at birth between baby boy and girl is **5.1 years**

LIFE EXPECTANCY AT SPECIFIC AGE

AGE AT 15 YEARS

A **male** at the age of **15 years** is expected to live another **58.9 years** and **female** another **64.0 years**

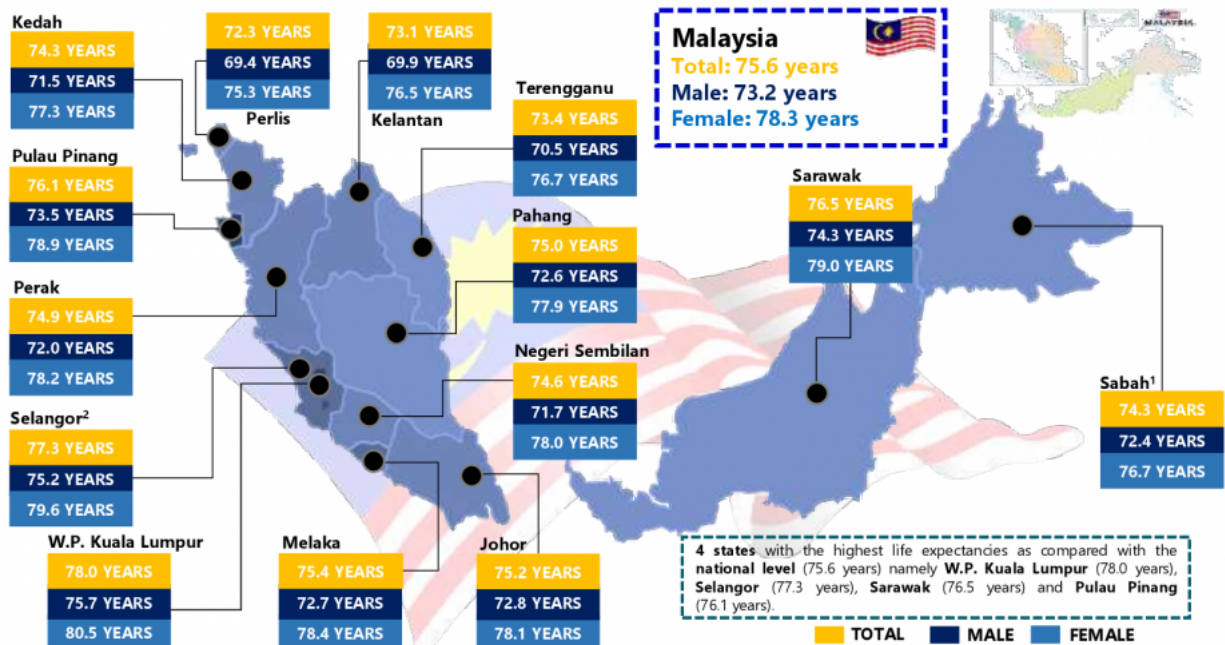


AGE AT 60 YEARS

A **male** and **female** at the age of **60 years** are expected to live another **18.9 years** and **21.8 years** respectively



EXHIBIT 2: LIFE EXPECTANCY AT BIRTH BY STATE, MALAYSIA, 2021^e



Notes:
^e Estimates
¹ Includes W.P. Labuan
² Includes W.P. Putrajaya

Source: Demographic Statistics Malaysia, Second Quarter 2021
 Department of Statistics Malaysia

Released By:

DATO' SRI DR. MOHD UZIR MAHIDIN
CHIEF STATISTICIAN MALAYSIA
DEPARTMENT OF STATISTICS, MALAYSIA

 **DrUzir_Mahidin**   **Dr_Uzir**

#myHariBulan# #myBulan# #myTahun#

Contact person:

Mohd Yusrizal Ab Razak
Public Relation Officer
Strategic Communication and International Division
Department of Statistics, Malaysia
Tel : +603-8885 7942
Fax : +603-8888 9248
E-mail : yusrizal.razak[at]dosm.gov.my

Contact person:

Baharudin Mohamad
Public Relation Officer
Strategic Communication and International Division
Department of Statistics Malaysia
Tel : +603-8090 4681
Fax : +603-8888 9248
Email : baharudin[at]dosm.gov.my

Copyright ©2026 Department of Statistics Malaysia Official Portal. All Rights Reserved.