



MINISTRY OF ECONOMY
DEPARTMENT OF STATISTICS MALAYSIA

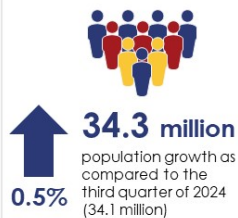
DEMOGRAPHIC STATISTIC MALAYSIA, THIRD QUARTER 2025



MINISTRY OF ECONOMY
DEPARTMENT OF STATISTICS MALAYSIA

DEMOGRAPHIC
STATISTICS
MALAYSIA
THIRD QUARTER
2025

POPULATION



Citizenship



Citizens

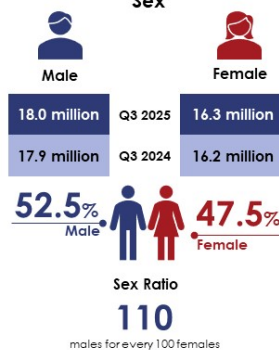
30.9 million
30.7 million



Non-citizens

3.4 million
3.4 million

Sex



Age Group

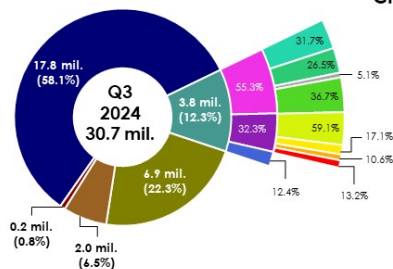
	0-14 years	15-64 years	65+ years	60+ years
Total				
Q3 2025	7.4 mil.	24.1 mil.	2.8 mil.	4.1 mil.
Q3 2024	7.5 mil.	23.9 mil.	2.6 mil.	4.0 mil.
Male				
Q3 2025	3.8 mil.	12.8 mil.	1.3 mil.	2.0 mil.
Q3 2024	3.9 mil.	12.8 mil.	1.3 mil.	2.0 mil.
Female				
Q3 2025	3.6 mil.	11.3 mil.	1.4 mil.	2.1 mil.
Q3 2024	3.6 mil.	11.2 mil.	1.4 mil.	2.0 mil.

Dependency Ratio

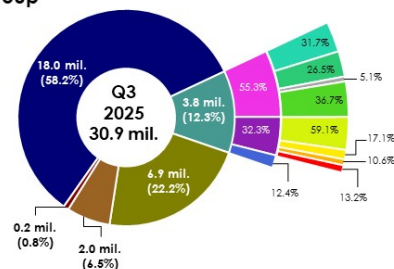
Q3 2024	Q3 2025
Total	
42.4	42.1
Young Age	
31.4	30.7
Old Age	
11.0	11.4

Note: the dependency ratio is a measure of the number of dependents of young age (0-14 years) and/or old age (65 years and over) for every 100 population of working age (15-64 years).

Citizens by Ethnic Group



■ Malay
■ Other Bumiputera
■ Chinese
■ Indians
■ Others
■ Sabah Bumiputera
■ Sarawak Bumiputera
■ Peninsular Malaysia
■ Kadazan/Dusun
■ Bajau
■ Murut
■ Other Sabah Bumiputera
■ Iban
■ Bidayuh
■ Melanau
■ Other Sarawak Bumiputera



Source: Demographic Statistics Malaysia, Third Quarter 2025, Department of Statistics Malaysia (DOSM)



@StatsMalaysia



- Malaysia's total population was estimated at 34.3 million as compared to 34.1 million in the third quarter 2024 with a slower growth of 0.5 per cent as compared to 1.6 per cent (Q3 2024). The composition of Citizens in the third quarter 2025 increased to 90.1 per cent from 90.0 per cent (Q3 2024). Meanwhile, Non-citizens decreased from 10.0 per cent to 9.9 per cent over the same period. Males population increased to 18.0 million from 17.9 million in the third quarter 2024 and females rose to 16.3 million from 16.2 million in the same period. The overall population sex ratio was 110 males for every 100 females while sex ratio for Citizens was 102. The composition of old population (65 years and over) increased from 7.8 per cent to 8.0 per cent in the third quarter 2025. Meanwhile, young age population (0-14 years) recorded a decrease from 22.0 per cent to 21.6 per cent. The working age population (15-64 years) increased from 70.2 per cent to 70.4 per cent during the same period.
- Malay accounted 58.2 per cent of the population in the third quarter 2025 (Q3 2024: 58.1%). Other Bumiputera and Indians remained unchanged as compared to the third quarter 2024 at 12.3 per cent and 6.5 per cent, respectively. Meanwhile, the composition of Chinese decreased to 22.2 per cent in the same period. Other Bumiputera consists of Sabah Bumiputera, Bumiputera and other Bumiputera Peninsular Malaysia. Sabah Bumiputera contributed 55.3 per cent of Other Bumiputera which comprised Kadazan/Dusun (31.7%), Bajau (26.5%), Murut (5.1%) and other Sabah Bumiputera (36.7%). Meanwhile, Sarawak Bumiputera (32.3%) comprised of Iban (59.1%), Bidayuh (17.1%), Melanau (10.6%) and other Sarawak Bumiputera (13.2%).
- The number of live births continued to decline, recording a decrease of 7.8 per cent to 95,469 births as compared to 103,594 births in the third quarter 2024. Male babies outnumbered female babies with 49,270 births as compared to 46,199 births. Sex ratio at birth was 107 males for every 100 females. Selangor recorded the highest live births with 18,019 births (18.9%) while Wilayah Persekutuan Labuan recorded the lowest with 316 births (0.3%). Mothers aged 30-39 years recorded the highest live births with 48,521 births (50.8%), followed by mothers aged 20-29 years (42.0%), 40 years and over (5.2%) and less than 20 years (1.9%).
- Malay contributed 69.0 per cent (65,851 births) of the total live births in the third quarter 2025 (Q3 2024: 67,466 births, 65.1%). Meanwhile, Chinese and Indians decreased to 7.9 per cent and 3.9 per cent as compared to 11.3 per cent and 4.3 per cent in the third quarter 2024, respectively. Live births for Other Bumiputera remained unchanged at 12.7 per cent in the same period.

Sabah Bumiputera contributed 59.1 per cent of Other Bumiputera which comprised Kadazan/ Dusun (34.3%), Bajau (30.3%), Murut (6.6%) and other Sabah Bumiputera (28.8%). Meanwhile, Bumiputera recorded 33.9 per cent which comprised Iban (59.3%), Bidayuh (16.2%), Melanau (11.5%) and other Sarawak Bumiputera (13.0%).

- A total of 46,643 deaths were recorded in the third quarter 2025, decreased 5.6 per cent as compared to the third quarter 2024 (49,399 deaths). The number of deaths recorded for males were 26,740 while 19,903 deaths for females. Mortality sex ratio was 134 males for every 100 females. Selangor recorded the highest number of deaths with 7,344 deaths (15.7%), while Wilayah Persekutuan Putrajaya recorded the lowest with 60 deaths (0.1%). Population aged 60 years and over recorded the highest number of deaths with 32,619 deaths (69.9%), followed by 41-59 years (20.5%), 15-40 years (7.4%) and 0-14 years (2.2%). There were 4.9 per cent deaths for population aged 90 years and over.
- Malay registered 52.3 per cent (24,400 deaths) of total number of deaths (Q3 2024: 25,580 deaths, 51.8%). Deaths for Other Bumiputera increased to 11.1 per cent as compared to 10.5 per cent in the third quarter 2024. Meanwhile, Chinese and Indians decreased to 26.1 per cent and 8.0 per cent as compared to 26.3 per cent and 8.5 per cent in the third quarter 2024, respectively. Sabah Bumiputera contributed 50.9 per cent of Other Bumiputera which comprised Kadazan/ Dusun (36.4%), Bajau (30.0%), Murut (5.5%) and other Sabah Bumiputera (28.1%). Meanwhile, Sarawak Bumiputera recorded 42.9 per cent which comprised Iban (61.6%), Bidayuh (16.0%), Melanau (13.2%) and other Sarawak Bumiputera (9.2%).

Contact person:

Baharudin Mohamad

Public Relation Officer

Strategic Communication and International Division

Department of Statistics Malaysia

Tel : +603-8090 4681

Fax : +603-8888 9248

Email : baharudin[at]dosm.gov.my

Copyright ©2026 Department of Statistics Malaysia Official Portal. All Rights Reserved.