



MINISTRY OF ECONOMY
DEPARTMENT OF STATISTICS MALAYSIA

CRIME STATISTICS, MALAYSIA, 2022



CRIME STATISTICS, MALAYSIA, 2021

CRIME INDEX

Violence Crime 11,495 cases

Robbery ¹	5,636 cases
Causing injury	4,063 cases
Rape	1,553 cases
Murder	243 cases

¹Includes gang robbery with firearms, gang robbery without firearms, robbery with firearms and robbery without firearms

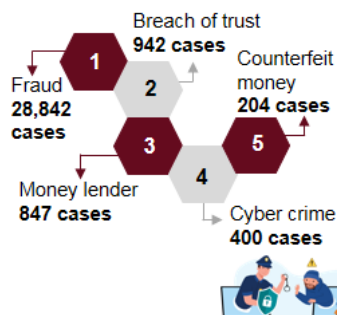
Property Crime 41,479 cases

Others Theft	16,695 cases
Vehicles Theft	13,432 cases
House Break-in & Theft	11,352 cases

²Includes lorry/ van theft, motorcar theft and motorcycle/ scooter theft

Source: Royal Malaysia Police

COMMERCIAL³



³ Refers to top five cases

Source: Royal Malaysia Police

CORRUPTION

Arrest of corruption offences

Accepting bribery	419 cases
False claims	175 cases
Giving bribery	115 cases
Misuse of position	89 cases
Other offences	53 cases

Source: Malaysia Anti-Corruption Commission

CORRECTIONAL FACILITIES

Number of parolees 7,218 persons




Number of convicted prisoners admission 83,592 persons



Source: Department of Prison, Malaysia

DRUG

Drug Addicts By Type Of Drug Addiction



^a Refers to Syabu, Ice & Stone

^b Refers to Ecstasy and Amphetamine

^c Refers to Heroin and Morphine

^d Refers to Horse Pills, YABA Pills, YAMA Pills & Bom Pills

^e Includes Benzodiazepine, Psychotropic Pills & Eramine5

^f Includes Mitragyna, Depressen, Dissoactive, Hallucinogens, Inhalant and others

^g Includes Cannabis, Hashish and Marijuana

Source: National Anti-Drugs Agency Malaysia

Source: Crime Statistics, Malaysia, 2022
Department of Statistics, Malaysia (DOSM)

INTRODUCTION

The Crime Statistics, Malaysia, 2022 publication presents nine selected crime statistics covering Crime Index, Violence and Sexual Crime, Drugs, Corruptions, Environment, Traffic Offences, Commercial Crime, Maritime Crime and Correctional Facility as in Exhibit 1. Violence and Sexual Crime is the new statistics while Commercial Crime replaced Cyber Crime in 2022 publication. These released statistics are based on administrative records obtained from various agencies.

Exhibit 1: Selected crime



CRIME INDEX

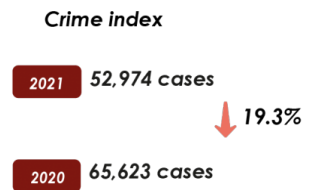
The crime index includes violent and property crimes. In 2021, crime index decreased by 19.3 per cent to 52,974 cases as compared to 65,623 cases in 2020. Violent and property crime also decreased by 13.4 per cent and 20.8 per cent respectively to 11,495 cases and 41,479 cases in 2021. Among the reasons for lower criminal cases was due to the Movement Control Order (MCO), as restrictions on social activities and cross -border districts and states are imposed.

Violent crimes comprise murder, rape, robbery and causing injury. In 2021, robbery cases recorded the highest percentage decrease in cases with 23.1 per cent to 5,636 cases as compared to 7,326 cases in 2020. This was followed by murder (4.3 %) and rape (1.8 %). Violent crime is used as a proxy indicator under Goal 16 (Peace, Justice and Strong Institution) in the Sustainable Development Goals (SDG), Target 16.1 (Significantly reduce all forms of violence and related death rates everywhere and measured) using indicator 16.1.1: Number of victims of intentional homicide per 100,000 populations by sex and age.

Meanwhile, property crime namely house break-in & theft, vehicles theft, snatch theft and other thefts. In 2021, vehicles theft recorded the highest decrease of 37.8 per cent to 13,342 cases as compared to 21,579 cases in 2020, followed by house break-in & theft (19.1%) and other thefts (0.2%). [Table 1]

Table 1: Crime index by type of crime, Malaysia, 2020 and 2021

Type of Crime/Year	2020	2021	Percentage change (%)
Assault crime	13,279	11,495	-13.4
Murder	253	243	-4.3
Rape ^a	1,582	1,553	-1.8
Robbery ^b	7,326	5,636	-23.1
Causing injury	4,118	4,063	-1.3
Property crime	52,344	41,479	-20.8
House break-in and theft	14,040	11,352	-19.1
Vehicles theft	21,579	13,432	-37.8
Other theft	16,725	16,695	-0.2



Source: Royal Malaysian Police

Notes:

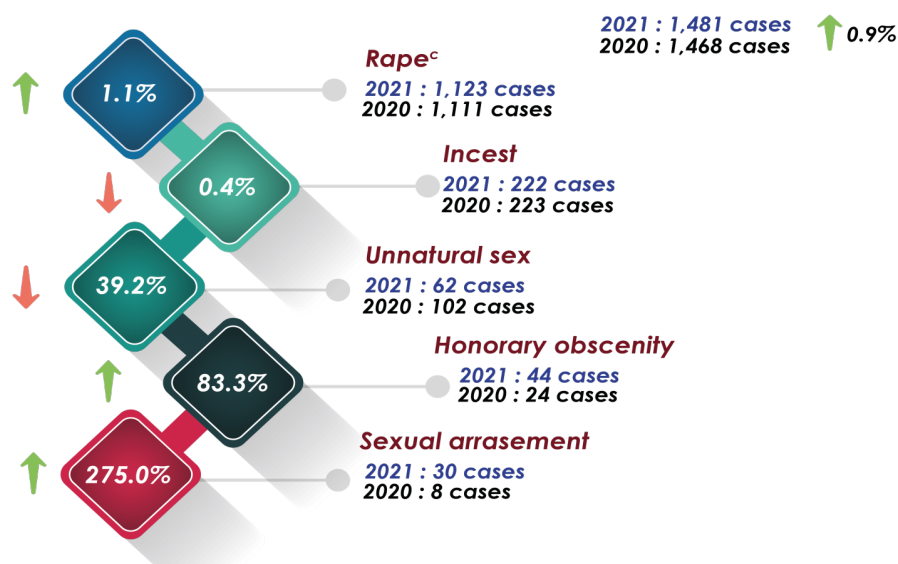
^a Rape case involving Section 376 of the Penal Code

^b Includes Gang robbery with firearms, Gang robbery without firearms, Robbery with firearms and Robbery without firearms

SEXUAL CRIME

The number of sexual crime cases involving victims aged 18 and below overall increased by 0.9 per cent in 2021 with 1,481 cases as compared to 1,468 cases in 2020. All cases increased in 2021, except for incest and unnatural sex which decreased by 0.4 per cent and 39.2 per cent to 222 cases and 62 cases respectively.

Exhibit 2: Sexual crime cases involving victims aged 18 years and below according to the type of case, Malaysia, 2020 and 2021



Source: Royal Malaysian Police

Notes:

Percentage refers to annual percentage change rate

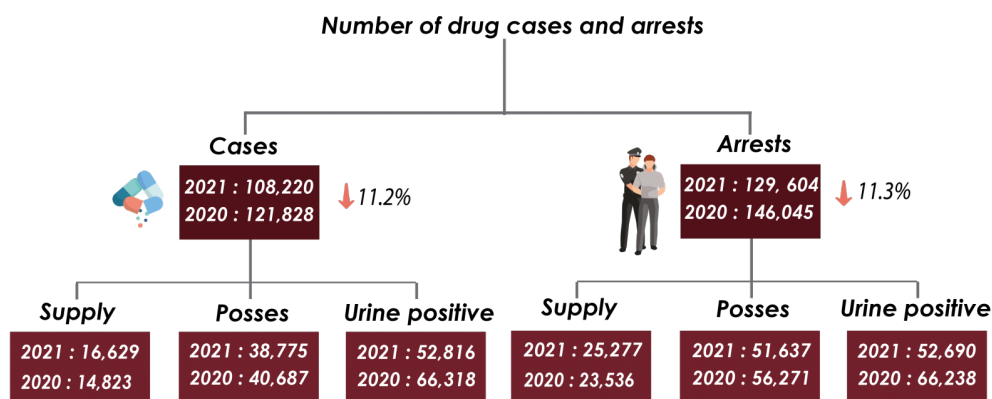
^c Rape cases involving Sections 375A, 375B & 376/511 of the Penal Code

DRUGS

The number of drug cases and arrests made by the Royal Malaysian Police decreased by 11.2 per cent and

11.3 per cent respectively to 108,220 cases and 129,604 arrests for 2021. For those who supply drugs, the number of cases increases to 16,629 cases (2020: 14,823 cases). The number of arrests for supplying drugs also increased to 25,277 arrests (2020: 23,536 arrests). While for those who posses drugs and positive urine, the number of cases and arrests made decreased respectively during the same period.

Exhibit 3: Number of drug cases and arrests, Malaysia, 2020 and 2021

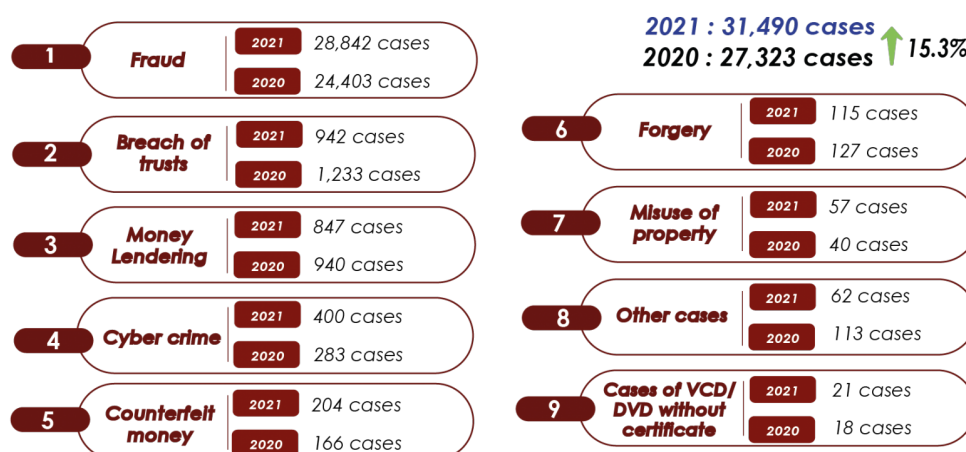


Source: Royal Malaysian Police

COMMERCIAL CRIME

The number of commercial crime cases reported to the Royal Malaysian Police in 2021 increased by 15.3 per cent to 31,490 cases from 27,323 cases (2020). Fraud cases were the highest at 28,842 cases in 2021. This was followed by cases of criminal breach of trust (942 cases), cases of offences under Moneylenders Act 1951 (847 cases), cyber crimes (400 cases) and counterfeit money cases (204 cases).

Exhibit 4: Number of commercial crime cases, Malaysia, 2020 and 2021



Source: Royal Malaysian Police

The full publication can be downloaded through [eStatistik](#) portal.

Contact person:

Baharudin Mohamad

Public Relation Officer

Strategic Communication and International Division

Department of Statistics Malaysia

Tel : +603-8090 4681

Fax : +603-8888 9248

Email : baharudin[at]dosm.gov.my

Copyright ©2026 Department of Statistics Malaysia Official Portal. All Rights Reserved.