



MINISTRY OF ECONOMY
DEPARTMENT OF STATISTICS MALAYSIA

CRIME STATISTICS, MALAYSIA, 2021

INTRODUCTION

The *Crime Statistics, Malaysia, 2021* publication presents eight selected crime statistics covering Crime Index, Drugs, Corruptions, Environment, Traffic Offences, Cyber Crime, Maritime Crime and Correctional Facility. Traffic Offences and Cyber Crime are new statistics in 2021 publication. These released statistics are based on administrative records obtained from various agencies.

A. CRIME INDEX

The crime index decreased 21.4 per cent

The crime index includes violent and property crimes. In 2020, crime index decreased by 21.4 per cent to 65,623 cases as compared to 83,456 cases in 2019. Violent and property crime also decreased by 19.5 per cent and 21.8 per cent respectively to 13,279 cases and 52,344 cases in 2020.

Violent crimes comprise murder, rape, robbery and causing injury. In 2020, robbery cases recorded the highest percentage decrease in cases with 24.7 per cent to 7,326 cases as compared to 9,729 cases in 2019. This was followed by murder (18.4 %) and causing injury (12.6 %).

Meanwhile, property crime namely house break-in & theft, vehicles theft, snatch theft and other thefts. In 2020, vehicles theft recorded the highest decrease of 30.1 per cent to 21,579 cases as compared to 30,867 cases in 2019, followed by house break-in & theft (14.9%) and other thefts (14.6%).

Table 1: Crime index by type of crime, Malaysia, 2019 and 2020

Type of crimes	2019	2020	YoY (%)
Violence	16,489	13,279	-19.5
Murder	310	253	-18.4
Rape	1,738	1,582	-9.0
Robbery ^a	9,729	7,326	-24.7
Causing injury	4,712	4,118	-12.6
Property	66,967	52,344	-21.8
House break-in & theft	16,497	14,040	-14.9
Vehicles theft	30,867	21,579	-30.1
Snatch theft	19	-	-
Other theft	19,584	16,725	-14.6
Total	83,456	65,623	-21.4

^a Includes Gang robbery with firearms, Gang robbery without firearms, Robbery with firearm and Robbery without firearms

YoY: Percentage refers to annual percentage change rate

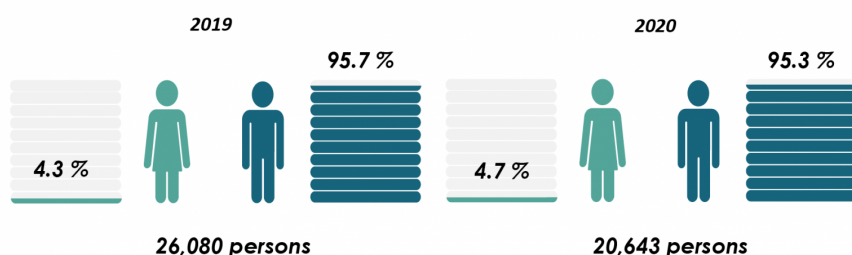
Data source: Royal Malaysia Police

B. DRUG

The majority of drug addicts are men

The number of drug addicts arrested by the National Anti -Drug Agency Malaysia decreased 20.8 per cent to 20,643 persons in 2020 as compared to 26,080 persons in 2019. The majority of drug addicts was male (2020: 95.3%, 2019: 95.7%).

Exhibit 1: Drug addicts by sex, Malaysia, 2019 and 2020



Data source: National Anti-Drug Agency Malaysia

C. CORRUPTION

The number of arrests made by the MACC decreased by 9.4 per cent.

The number of investigation papers opened by the Malaysian Anti-Corruption Commission (MACC) recorded a decrease of 17.5 per cent to 857 cases in 2020 as compared to 1,039 cases in 2019. Investigation papers for all types of offences decreased in 2020 except for giving bribery which increased 9.2 per cent.

In 2020, the number of arrests made by the MACC decreased by 9.4 per cent. This decrease was contributed by giving bribery (28.4%), false claims (23.5%) and misuse position (17.1%). Meanwhile, arrests for accepting bribery and other offences increased.

Table 2: Investigation papers and arrest, Malaysia, 2019 and 2020

Type of offences	Investigation paper			Arrest		
	2019	2020	YoY (%)	2019	2020	YoY (%)
Accepting bribery	374	310	-17.1	448	478	6.7
Giving bribery	98	107	9.2	222	159	-28.4
False claims	285	240	-15.8	315	241	-23.5
Misuse position	125	98	-21.6	70	58	-17.1
Other offences	157	102	-35.0	46	62	34.8
Total	1,039	857	-17.5	1,101	998	-9.4

YoY: Percentage refers to annual percentage change rate

Data source: Malaysia Anti-

Corruption Commission

D. CYBER CRIME

The number of new media content complaint cases in 2020 increased by 99.5 percent

Number of new media content complaint cases received by the Malaysian Communications and Multimedia Commission (MCMC) in 2020 increased by 99.5 per cent to 20,805 complaints out of 10,426 complaints (2019). All elements of complaints recorded an increase in complaint cases. The highest number of complaints recorded in 2020 was for false element which was 6,637 complaints, an increase of 117.6% from the previous year.

Table 3: Number of new media content complaints received by MCMC, Malaysia, 2019 and 2020

Elements of complaints	2019	2020	YoY (%)
Obscene	850	1,637	92.6
False	3,050	6,637	117.6
Offensive	2,312	4,535	96.2
Indecent	188	373	98.4
Menacing	88	151	71.6
Others (outside the jurisdiction of the CMA 1998)	3,938	7,472	89.7
Total	10,426	20,805	99.5

YoY: Percentage refers to annual percentage change rate

Data source: Malaysian Communications and

Multimedia Commission

Appendix 1: Selected Social Statistics, Crime Statistics, 2021

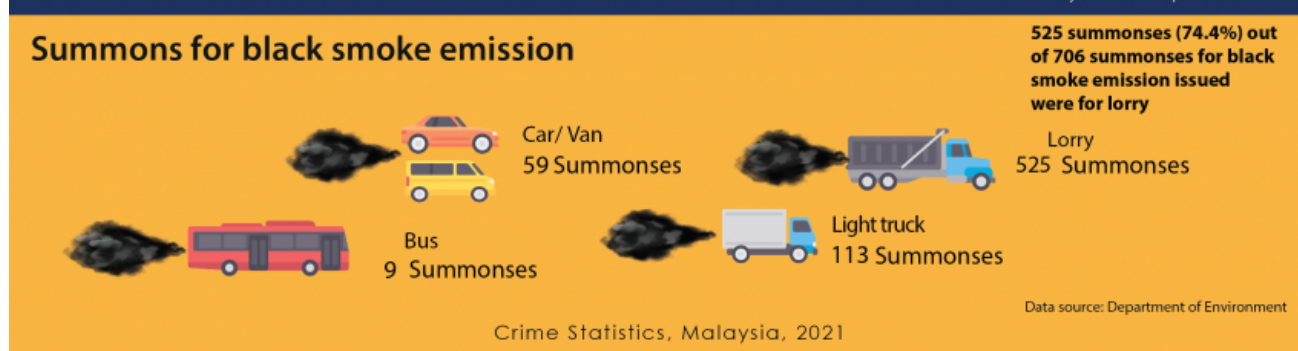
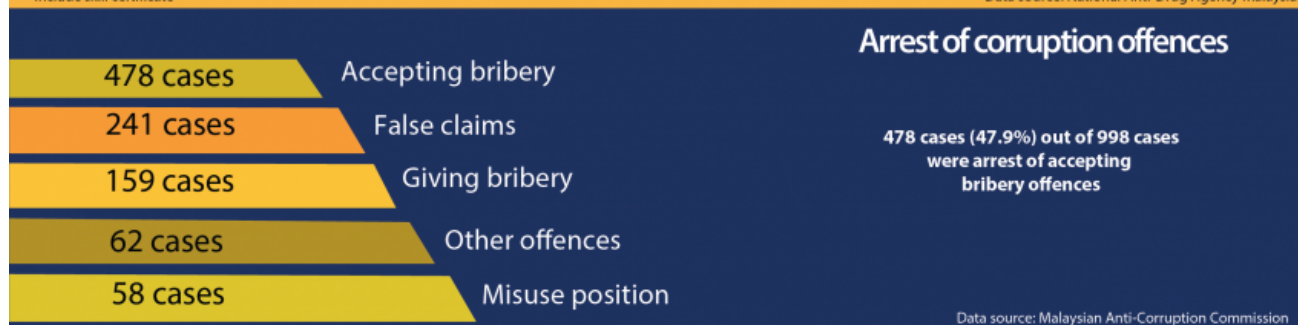



PRIME MINISTER'S DEPARTMENT
DEPARTMENT OF STATISTICS MALAYSIA



StatsMalaysia
www.dosm.gov.my

CRIME STATISTICS, MALAYSIA, 2020



Released By:

DATO' SRI DR. MOHD UZIR MAHIDIN
CHIEF STATISTICIAN MALAYSIA
DEPARTMENT OF STATISTICS, MALAYSIA

 **DrUzir_Mahidin**   **Dr_Uzir**

#myHariBulan# #myBulan# #myTahun#

Contact person:

Mohd Yusrizal Ab Razak

Public Relation Officer

Strategic Communication and International Division

Department of Statistics, Malaysia

Tel : +603-8885 7942

Fax : +603-8888 9248

Email : yusrizal.razak[at]dosm.gov.my

Contact person:

Baharudin Mohamad

Public Relation Officer

Strategic Communication and International Division

Department of Statistics Malaysia

Tel : +603-8090 4681

Fax : +603-8888 9248

Email : baharudin[at]dosm.gov.my

Copyright ©2025 Department of Statistics Malaysia Official Portal. All Rights Reserved.