



MINISTRY OF ECONOMY
DEPARTMENT OF STATISTICS MALAYSIA

CRIME STATISTICS, MALAYSIA, 2019

INTRODUCTION

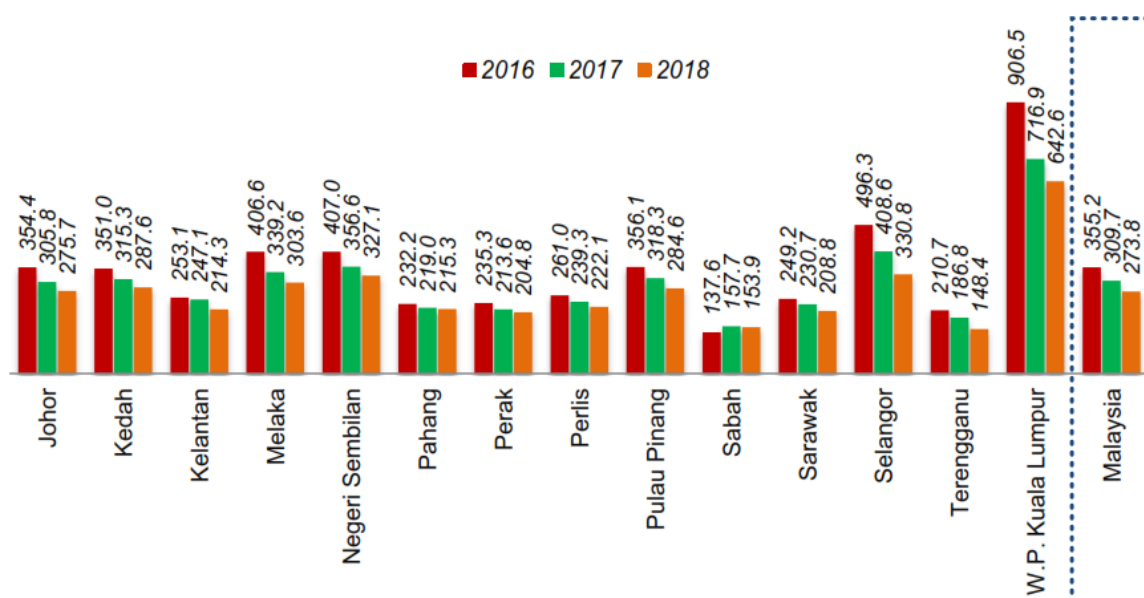
Crime Statistics, Malaysia, 2019 presents selected crime statistics namely Crime Index, Drugs, Corruptions, Environments and Other crimes. The selected statistics are highlighted as follows:

A. CRIME INDEX

Crime index for Malaysia improved in 2018

Crime index ratio per 100,000 population for Malaysia in 2018 improved to 273.8 as compared to 2017 (309.7). Seven states recorded crime index above than national level in 2018 namely W.P. Kuala Lumpur (642.6), Selangor (330.8), Negeri Sembilan (327.1), Melaka (303.6), Kedah (287.6), Pulau Pinang (284.6) and Johor (275.7). Meanwhile, Terengganu recorded the lowest crime index for 2018 (148.4).

Chart 1: Crime index ratio per 100,000 population by state, Malaysia, 2016-2018



Notes:

- 1) Derivation ratio using estimate population
- 2) W.P. Kuala Lumpur includes W.P. Putrajaya
- 3) Sabah includes W.P. Labuan

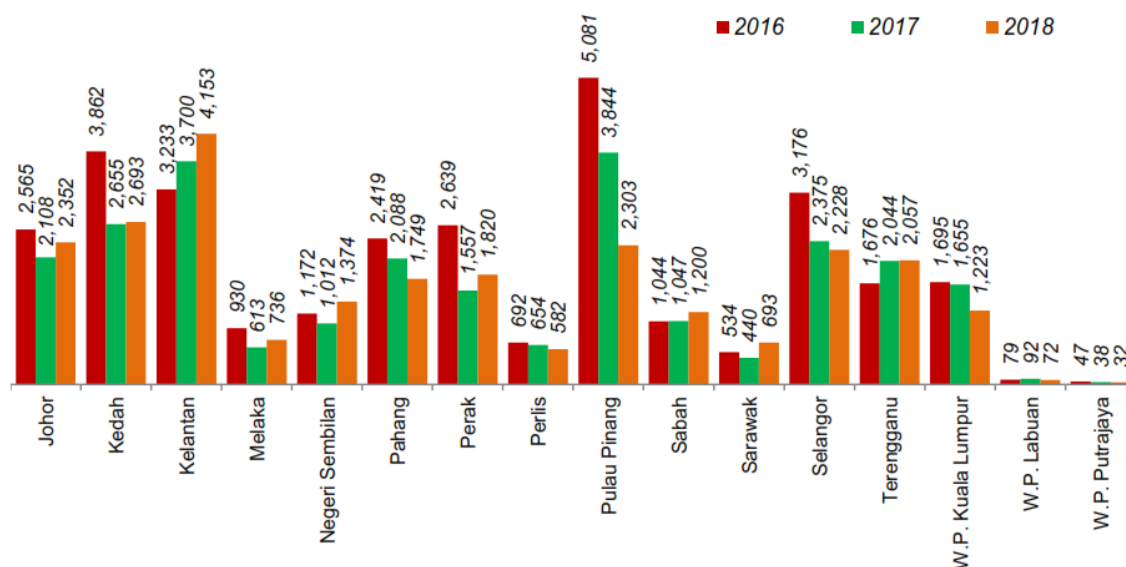
Data source: Royal Malaysia Police

B. DRUG

The number of drug addicts decreased in six states

For the period of 2016 to 2018, the number of drug addicts has decreased in six states namely Pahang, Perlis, Selangor, Pulau Pinang, W.P. Kuala Lumpur and W.P. Putrajaya. On the contrary, three states registered an increasing trend of the number of drug addicts namely Kelantan, Terengganu and Sabah.

Chart 2: Drug addicts by state, Malaysia, 2016-2018



Data source: National Anti-Drugs Agency Malaysia

C. CORRUPTION

Number of misuse position offence posted the highest arrests in 2018

The number of investigation papers opened by the Malaysia Anti-Corruption Commission (MACC) in 2018 recorded a decline of 8.0 per cent to 766 cases. Among the type of offences, the number of investigation papers for false claims and misuse position increased to 231 cases and 101 cases respectively in 2018.

During the same period, number of arrests made by the MACC increased 1.7 per cent and misuse position offence posted the highest arrests of 72.2 per cent.

Table 1: Investigation papers and arrests, Malaysia, 2017 and 2018

Type of offence	Investigation paper			Arrest		
	2017	2018	YoY (%)	2017	2018	YoY(%)
Total	833	766	-8.0	879	894	1.7
Accepting bribery	280	246	-12.1	408	394	-3.4
Giving bribery	168	91	-45.8	240	124	-48.3
False claims	203	231	13.8	142	232	63.4
Misuse position	81	101	24.7	54	93	72.2
Others offences	101	97	-4.0	35	51	45.7

YoY: Year on Year

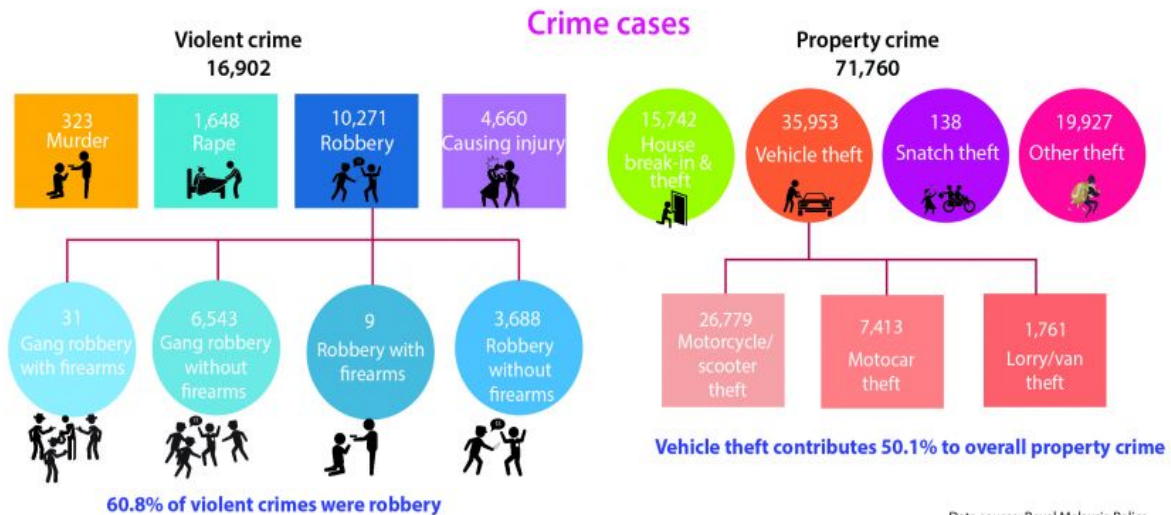
Data source: Malaysia Anti-Corruption Commission



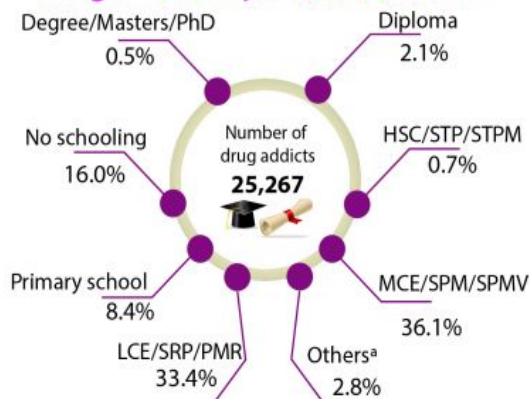
Department of Statistics Malaysia
https://www.dosm.gov.my



CRIME STATISTICS, MALAYSIA, 2018



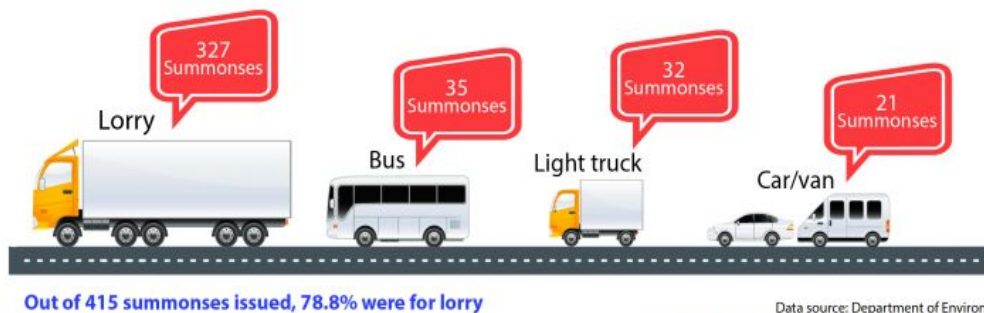
Drug addicts by education level



Arrests of corruption offence



Summons black smoke emission



The detailed information regarding this report can be accessed through the e-Services application in the website of Department of Statistics, Malaysia, www.dosm.gov.my.

Released By:

DATO' SRI DR. MOHD UZIR MAHIDIN
CHIEF STATISTICIAN MALAYSIA
DEPARTMENT OF STATISTICS, MALAYSIA

 [DrUzir_Mahidin](#)   [Dr_Uzir](#)

#myHariBulan# #myBulan# #myTahun#

Contact person:

Rohaida binti Mohamad

Public Relation Officer
Strategic Communication and International Division
Department of Statistics, Malaysia
Tel : +603-8885 7942
Fax : +603-8888 9248
Email : [rohaida.mohamad\[at\]dosm.gov.my](mailto:rohaida.mohamad@dosm.gov.my)

Contact person:

Baharudin Mohamad
Public Relation Officer
Strategic Communication and International Division
Department of Statistics Malaysia
Tel : +603-8090 4681
Fax : +603-8888 9248
Email : [baharudin\[at\]dosm.gov.my](mailto:baharudin[at]dosm.gov.my)

Copyright ©2025 Department of Statistics Malaysia Official Portal. All Rights Reserved.