



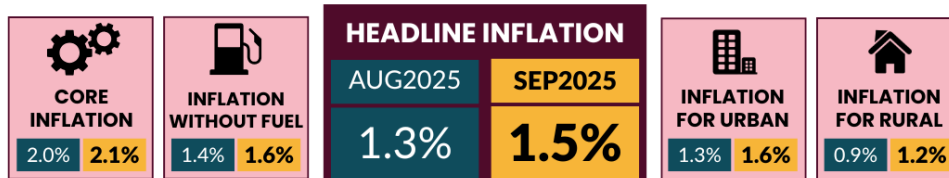
MINISTRY OF ECONOMY
DEPARTMENT OF STATISTICS MALAYSIA

CONSUMER PRICE INDEX, SEPTEMBER 2025

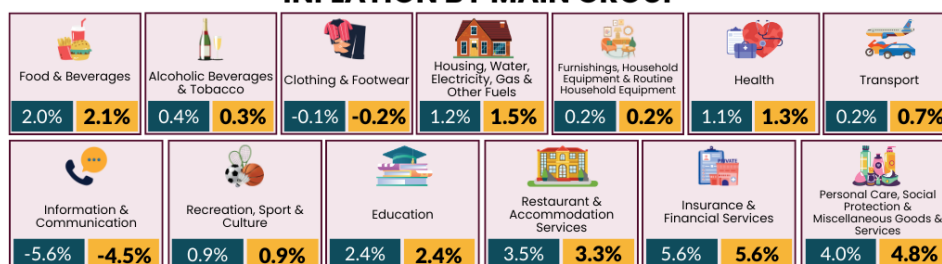


CONSUMER PRICE INDEX **SEPTEMBER 2025**


Malaysia's inflation **increased 1.5 per cent** in **September 2025**



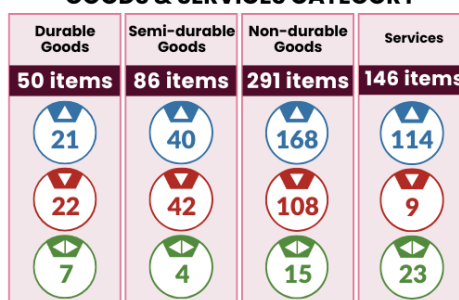
INFLATION BY MAIN GROUP



INFLATION FOR SUBGROUP OF FOOD & BEVERAGES



CHANGE IN INFLATION OF 573 ITEMS BY GOODS & SERVICES CATEGORY



Note: ■ July 2025 ■ August 2025
Percentage Change: Year-on-Year

Note: ▲ Increased ▼ Decreased ➡ Remained Unchanged
Source: Malaysia's Consumer Price Index (2010=100), Department of Statistics Malaysia (DOSM)



Malaysia's inflation increased 1.5 per cent in September 2025

Malaysia's inflation increased 1.5 per cent in September 2025 with the index points stood at 135.2 as against 133.2 in the same month of the previous year. The increase was mainly driven by a higher increase in the group of Personal Care, Social Protection & Miscellaneous Goods & Services at 4.8 per cent as compared to August 2025 (4.0%), followed by Food & Beverages, 2.1 per cent; Housing, Water, Electricity, Gas & Other Fuels, 1.5 per cent; Health, 1.3 per cent and Transport, 0.7 per cent. Meanwhile, Restaurant & Accommodation Services, 3.3 per cent and Alcoholic Beverages & Tobacco, 0.3 per cent recorded a slower increase as compared to the previous month.

In addition, Insurance & Financial Services (5.6%); Education (2.4%); Recreation, Sport & Culture (0.9%) and Furnishings, Household Equipment & Routine Household Maintenance (0.2%) remained at the same rate as recorded in August 2025. However, Information & Communication and Clothing & Footwear remained in the negative territory at negative 4.5 per cent and negative 0.2 per cent respectively. The Food & Beverages group increased 2.1 per cent as against August 2025 (2.0%). The inflation for subgroup of Food away from home recorded an increase to 4.4 per cent as against 4.3 per cent in August 2025. Meanwhile, the inflation for subgroup of Food at home did not record any changes as compared to August 2025 (-0.1%).

Five states recorded increases above the national inflation level (1.5%) namely Johor (2.0%), Negeri Sembilan (1.9%), Melaka (1.8%), Selangor (1.8%) and Terengganu (1.7%). However, the remainder 11 states recorded increases below the national inflation rate with Kelantan recording the lowest inflation (0.5%) in September 2025.

The inflation for the third quarter of 2025 increased 1.3 per cent as compared to the same quarter of the preceding year. The increase was attributed by Insurance & Financial Services, 5.6 per cent; Personal Care, Social Protection & Miscellaneous Goods & Services, 4.2 per cent; Restaurant & Accommodation Services, 3.3 per cent and Education, 2.3 per cent. The monthly headline inflation in September 2025 recorded an increase of 0.2 per cent. This was contributed by the increase of Information & Communication group, 1.1 per cent; Personal Care, Social Protection & Miscellaneous Goods & Services, 0.8 per cent and Housing, Water, Electricity, Gas & Other Fuels, 0.3 per cent. Meanwhile, core inflation increased to 2.1 per cent in September 2025 as compared to 2.0 per cent recorded in August 2025. The increase was driven by increases in Insurance & Financial Services (5.6%); Personal Care, Social Protection & Miscellaneous Goods & Services (4.8%) and Food & Beverages (3.6%).

In comparison to inflation in other selected countries, inflation in Malaysia (1.5%) was lower than inflation in Viet Nam (3.4%), Indonesia (2.7%) and the Republic of Korea (2.1%). However, the rate was higher than Thailand (-0.7%) and China (-0.3%).

Contact person:

Baharudin Mohamad
Public Relation Officer
Strategic Communication and International Division
Department of Statistics Malaysia
Tel : +603-8090 4681
Fax : +603-8888 9248
Email : baharudin[at]dosm.gov.my

Copyright ©2026 Department of Statistics Malaysia Official Portal. All Rights Reserved.