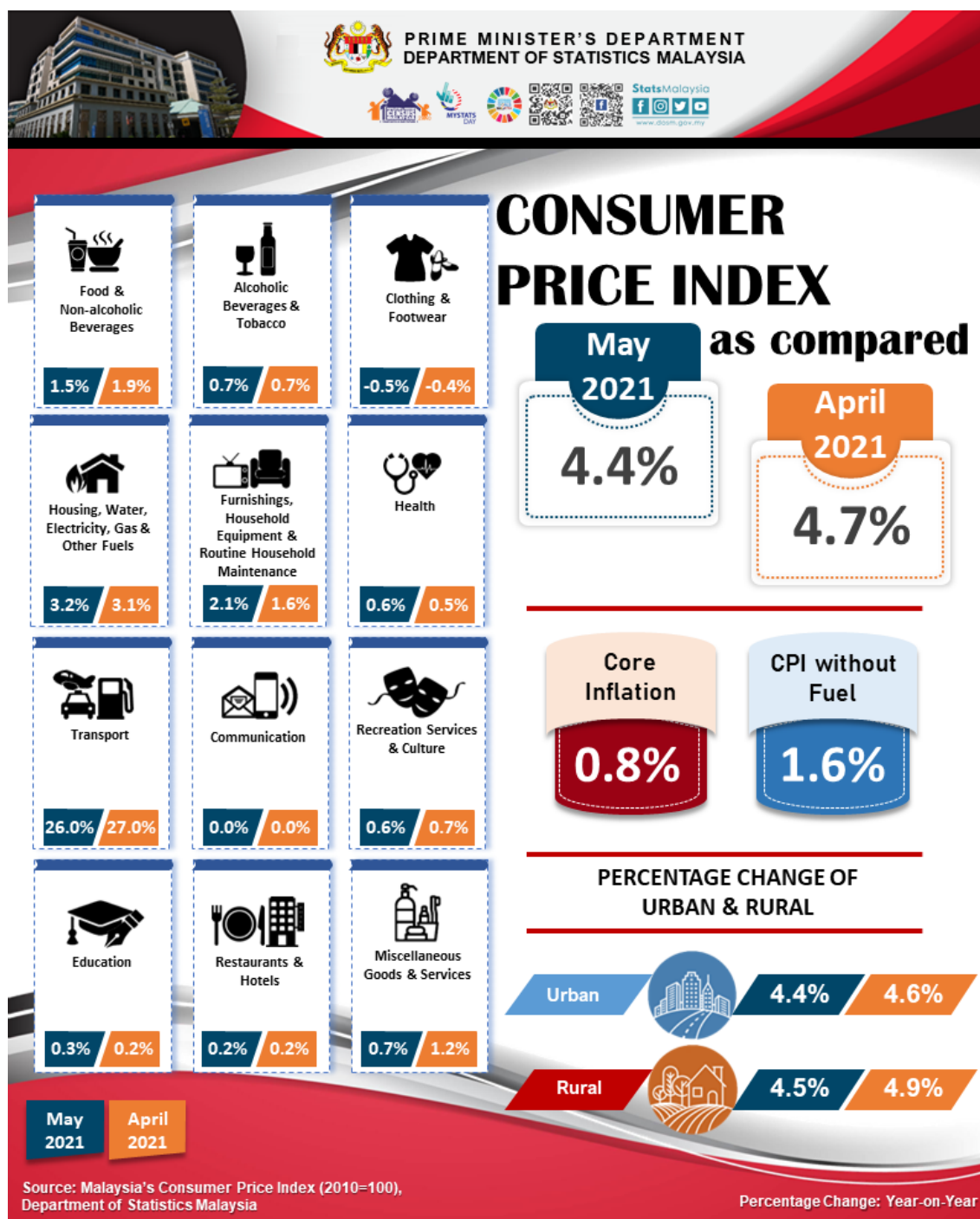




MINISTRY OF ECONOMY  
DEPARTMENT OF STATISTICS MALAYSIA

CONSUMER PRICE INDEX MALAYSIA MAY 2021



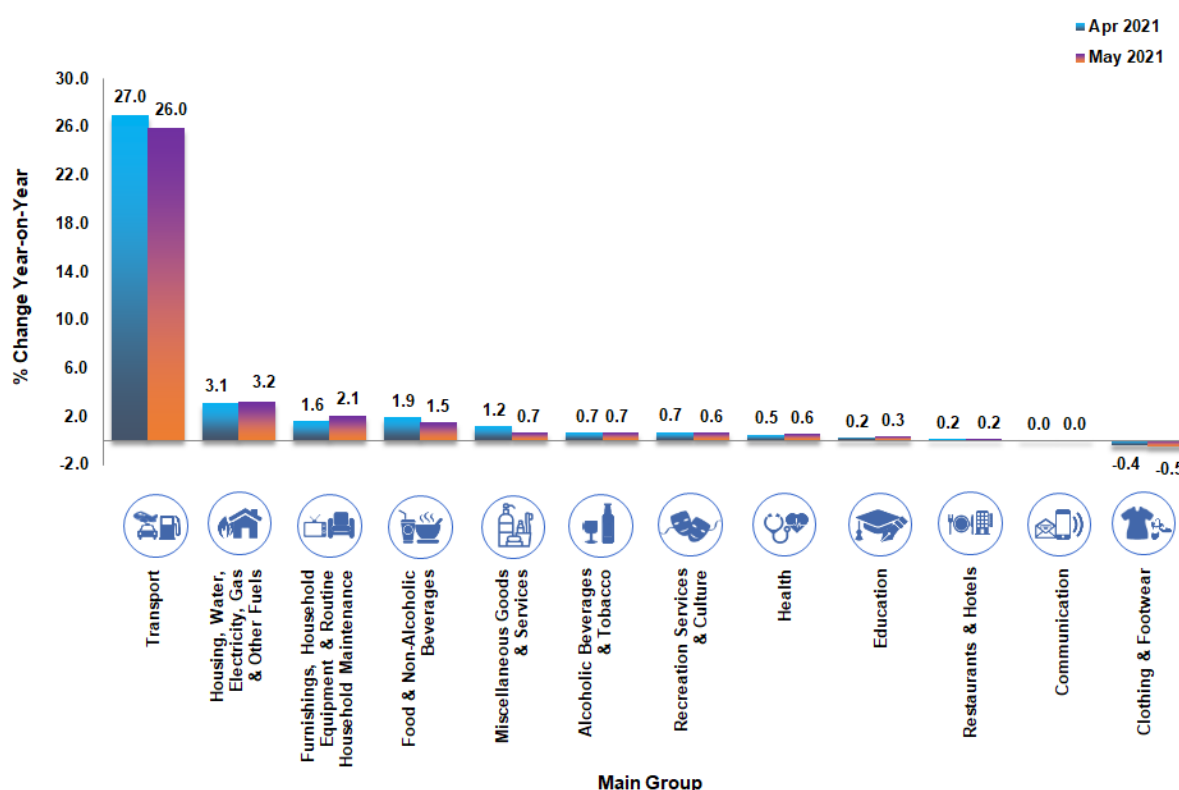


## Summary Findings

Consumer Price Index (CPI) increased 4.4 per cent in May 2021 to 123.1 as against 117.9 in the same month of the preceding year. The increase in the overall CPI was due to the lower base effect last year which recorded a significant increase mainly by the group of Transport (26.0%); Housing, Water, Electricity, Gas & Other Fuels (3.2%); Furnishings, Household Equipment & Routine Household Maintenance (2.1%) and Food & Non-Alcoholic Beverages (1.5%).

Meanwhile, the CPI for the period of January to May 2021 increased 2.1 per cent as compared to the same period last year. On a monthly basis, CPI remained unchanged as compared to April 2021. Although the group of Furnishings, Household Equipment & Routine Household Maintenance and Transport recorded an increase of 0.3 per cent and 0.2 per cent respectively, it was offset by a decrease in the Food & Non-Alcoholic Beverages at 0.1 per cent as compared to the previous month.

**Chart 1: Percentage Change of Consumer Price Index by Main Group**



## CPI without Fuel

The CPI without fuel increased 1.6 per cent in May 2021 to 113.8 as compared to 112.0 in the same month of the preceding year. CPI without fuel covers all goods and services except Unleaded Petrol RON95, Unleaded Petrol RON97 and Diesel.

## Core Index

Core index rose 0.8 per cent in May 2021 as compared to the same month of the previous year. Among the major groups which influenced the increase were Furnishings, Household Equipment & Routine Household Maintenance (2.1%); Transport (0.8%); Miscellaneous Goods & Services (0.7%); Housing, Water, Electricity, Gas & Other Fuels (0.6%); Recreation Services & Culture (0.6%); Health (0.6%); Education (0.3%) and Restaurants & Hotels (0.2%).

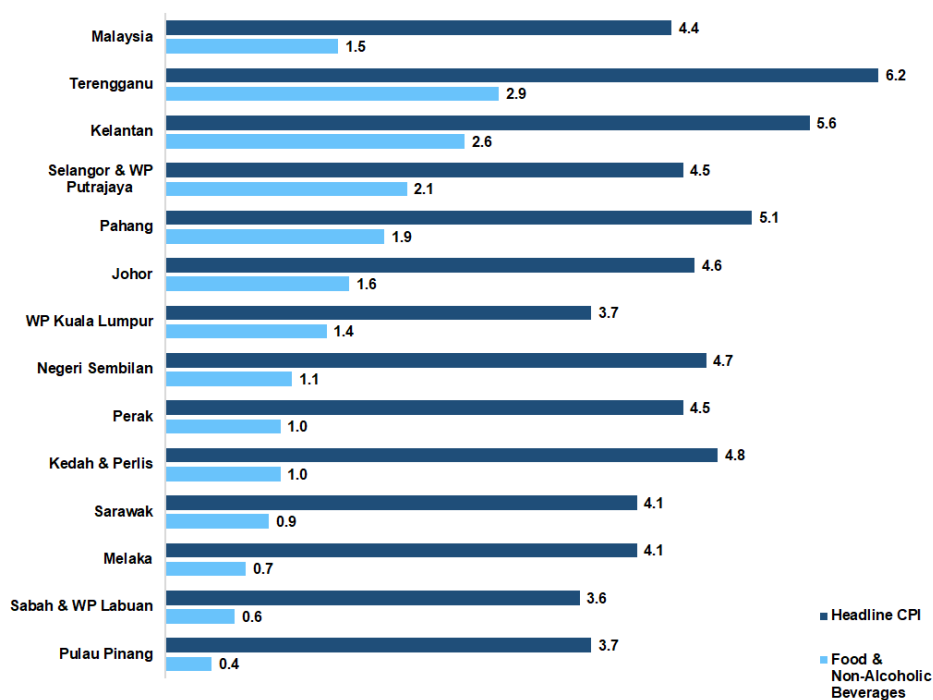
Core index excludes most volatile items of fresh food as well as administered prices of goods and services.

## **Consumer Price Index by State**

Eight states namely Terengganu (6.2%), Kelantan (5.6%), Pahang (5.1%), Kedah & Perlis (4.8%), Negeri Sembilan (4.7%), Johor (4.6%), Selangor & Wilayah Persekutuan Putrajaya (4.5%) and Perak (4.5%) surpassed the national CPI rate of 4.4 per cent in May 2021 as compared to the same month of the previous year.

All states registered an increase in the index of Food & Non-Alcoholic Beverages. The highest increase was recorded by Terengganu at 2.9 per cent. This was followed by Kelantan (2.6%), Selangor & Wilayah Persekutuan Putrajaya (2.1%), Pahang (1.9%) and Johor (1.6%).

**Chart 2: Percentage Change of Food & Non-Alcoholic Beverages Group by State**



The full publication of the Consumer Price Index Malaysia, May 2021 can be downloaded from [eStatistik](#) portal.

**Released By:**

**DATO' SRI DR. MOHD UZIR MAHIDIN**  
**CHIEF STATISTICIAN MALAYSIA**  
**DEPARTMENT OF STATISTICS, MALAYSIA**

[DrUzir\\_Mahidin](#) [Dr\\_Uzir](#)

**#myHariBulan# #myBulan# #myTahun#**

**Contact person:**

Mohd Yusrizal bin Ab. Razak  
Public Relation Officer  
Strategic Communication and International Division  
Department of Statistics, Malaysia  
**Tel** : +603-8885 7942  
**Fax** : +603-8888 9248  
**E-mail** : yusrizal.razak[at]dosm.gov.my

**Contact person:**

Baharudin Mohamad  
Public Relation Officer  
Strategic Communication and International Division  
Department of Statistics Malaysia  
**Tel** : +603-8090 4681

Fax : +603-8888 9248

Email : baharudin[at]dosm.gov.my

**Copyright ©2025 Department of Statistics Malaysia Official Portal. All Rights Reserved.**