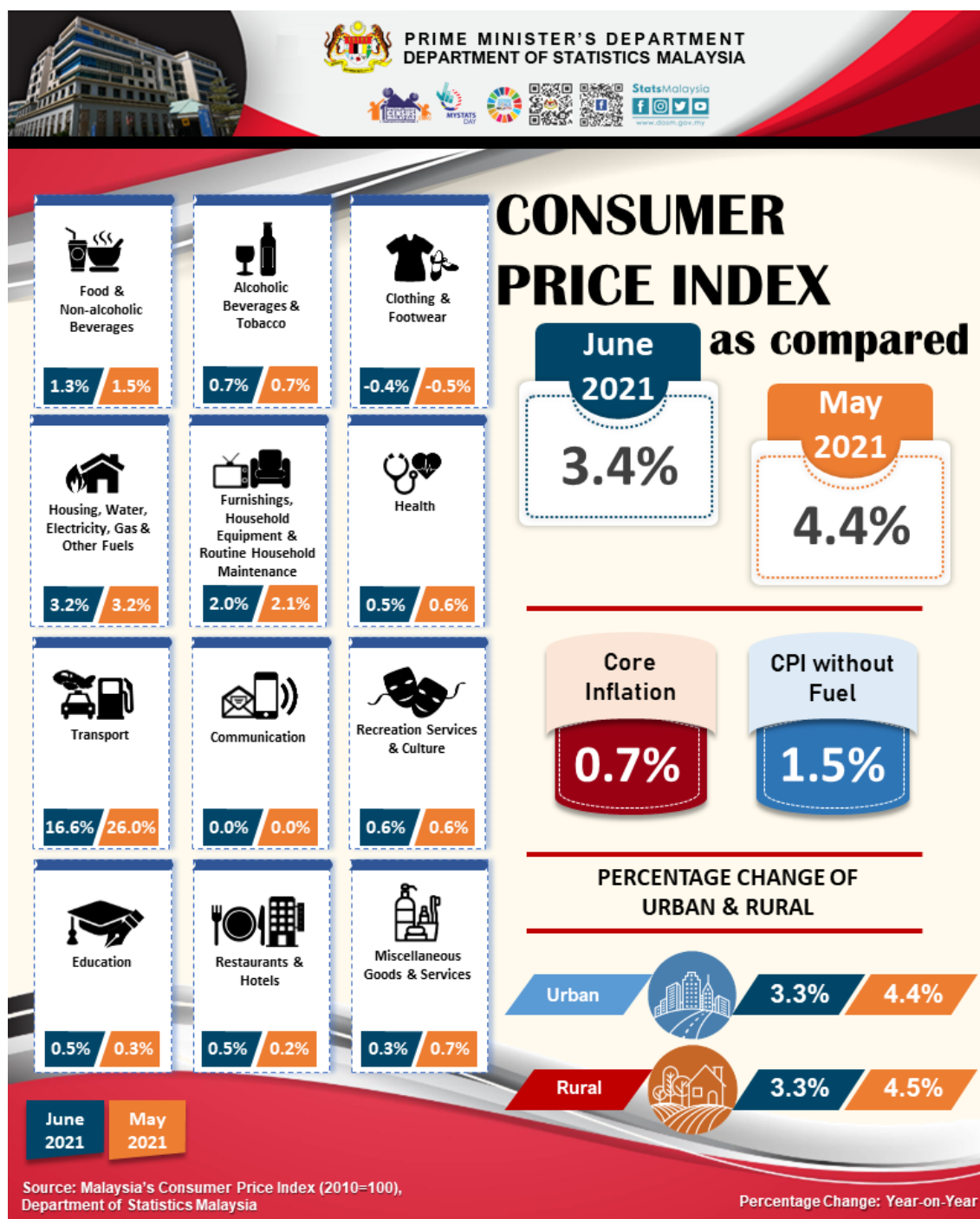




MINISTRY OF ECONOMY
DEPARTMENT OF STATISTICS MALAYSIA

CONSUMER PRICE INDEX MALAYSIA JUNE 2021

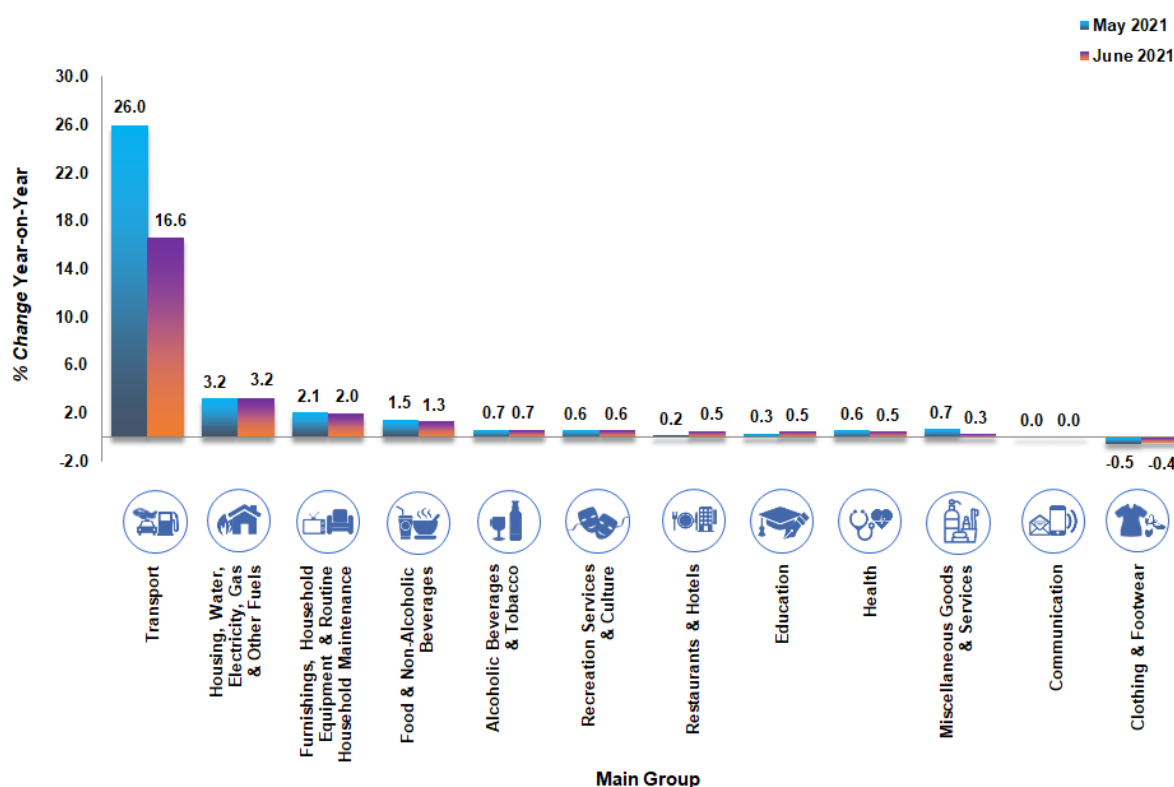


Summary Findings

Consumer Price Index (CPI) increased 3.4 per cent in June 2021 to 123.2 as against 119.1 in the same month of the preceding year. CPI remained positive for the fifth consecutive month since February 2021 due to the lower base effect last year as a result of the decline in fuel prices for private vehicles. Transport group (16.6%) was the main contributor to the increase in the headline inflation. This was followed by Housing, Water, Electricity, Gas & Other Fuels (3.2%); Furnishings, Household Equipment & Routine Household Maintenance (2.0%) and Food & Non-Alcoholic Beverages (1.3%).

Meanwhile, the CPI for the second quarter of 2021 inclined 4.1 per cent to 123.1 as compared to 118.2 in the same quarter of the preceding year. On a quarterly basis, the CPI increased 0.5 per cent as compared to the first quarter of 2021. On a monthly basis, CPI increased by 0.1 per cent as compared to May 2021. The increase was attributed by Food & Non-Alcoholic Beverages (0.3%) and Miscellaneous Goods & Services (0.1%). This slow momentum was due to the implementation of Movement Control Order (MCO) 3.0 and operations closure for non-essential sectors throughout June 2021 has eased the inflation pressures.

Chart 1: Percentage Change of Consumer Price Index by Main Group



CPI without Fuel

The CPI without fuel increased 1.5 per cent in June 2021 to 113.9 as compared to 112.2 in the same month of the preceding year. CPI without fuel covers all goods and services except Unleaded Petrol RON95, Unleaded Petrol RON97 and Diesel.

Core Index

Core index rose 0.7 per cent in June 2021 as compared to the same month of the previous year. Among the major groups which influenced the increase were Furnishings, Household Equipment & Routine Household Maintenance (2.0%); Food & Non-Alcoholic Beverages (1.2%); Transport (1.0%); Housing, Water, Electricity, Gas & Other Fuels (0.6%); Recreation Services & Culture (0.6%); Health (0.5%); Education (0.5%); Restaurants & Hotels (0.5%) and Miscellaneous Goods & Services (0.3%).

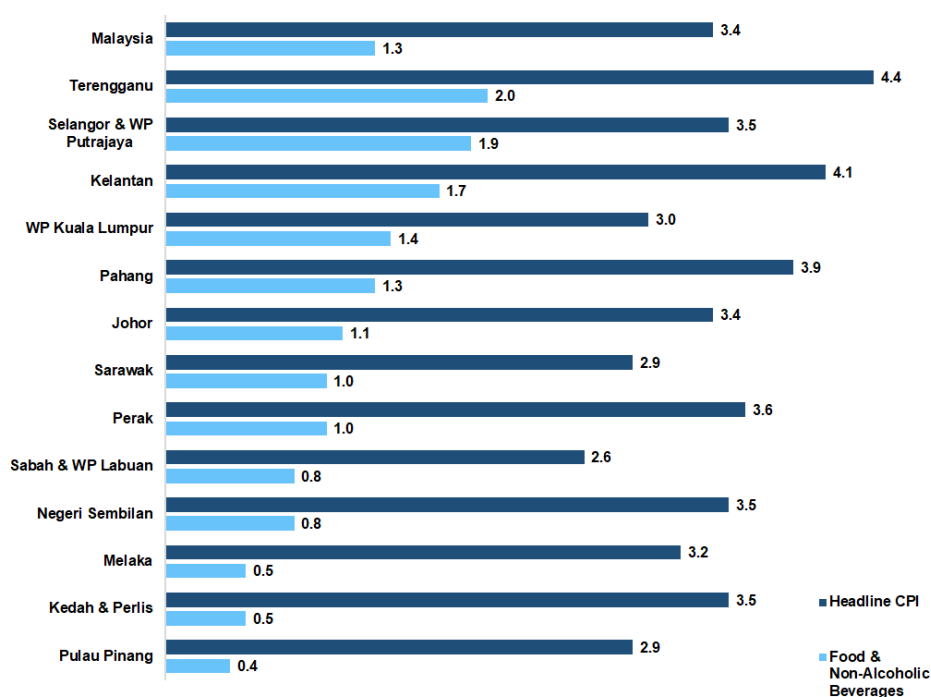
Core index excludes most volatile items of fresh food as well as administered prices of goods and services.

Consumer Price Index by State

Seven states namely Terengganu (4.4%), Kelantan (4.1%), Pahang (3.9%), Perak (3.6%), Selangor & Wilayah Persekutuan Putrajaya (3.5%), Negeri Sembilan (3.5%) and Kedah & Perlis (3.5%) surpassed the national CPI rate of 3.4 per cent in June 2021 as compared to the same month of the previous year.

All states registered an increase in the index of Food & Non-Alcoholic Beverages. The highest increase was recorded by Terengganu at 2.0 per cent. This was followed by Selangor & Wilayah Persekutuan Putrajaya (1.9%), Kelantan (1.7%) and Wilayah Persekutuan Kuala Lumpur (1.4%).

Chart 2: Percentage Change of Food & Non-Alcoholic Beverages Group by State



The full publication of the Consumer Price Index Malaysia, June 2021 can be downloaded from [eStatistik](#) portal.

Released By:

DATO' SRI DR. MOHD UZIR MAHIDIN
CHIEF STATISTICIAN MALAYSIA
DEPARTMENT OF STATISTICS, MALAYSIA

 [DrUzir_Mahidin](#)   [Dr_Uzir](#)

#myHariBulan# #myBulan# #myTahun#

Contact person:

Mohd Yusrizal bin Ab. Razak
Public Relation Officer
Strategic Communication and International Division

Department of Statistics, Malaysia

Tel : +603-8885 7942

Fax : +603-8888 9248

E-mail : yusrizal.razak[at]dosm.gov.my

Contact person:

Baharudin Mohamad

Public Relation Officer

Strategic Communication and International Division

Department of Statistics Malaysia

Tel : +603-8090 4681

Fax : +603-8888 9248

Email : baharudin[at]dosm.gov.my

Copyright ©2025 Department of Statistics Malaysia Official Portal. All Rights Reserved.