

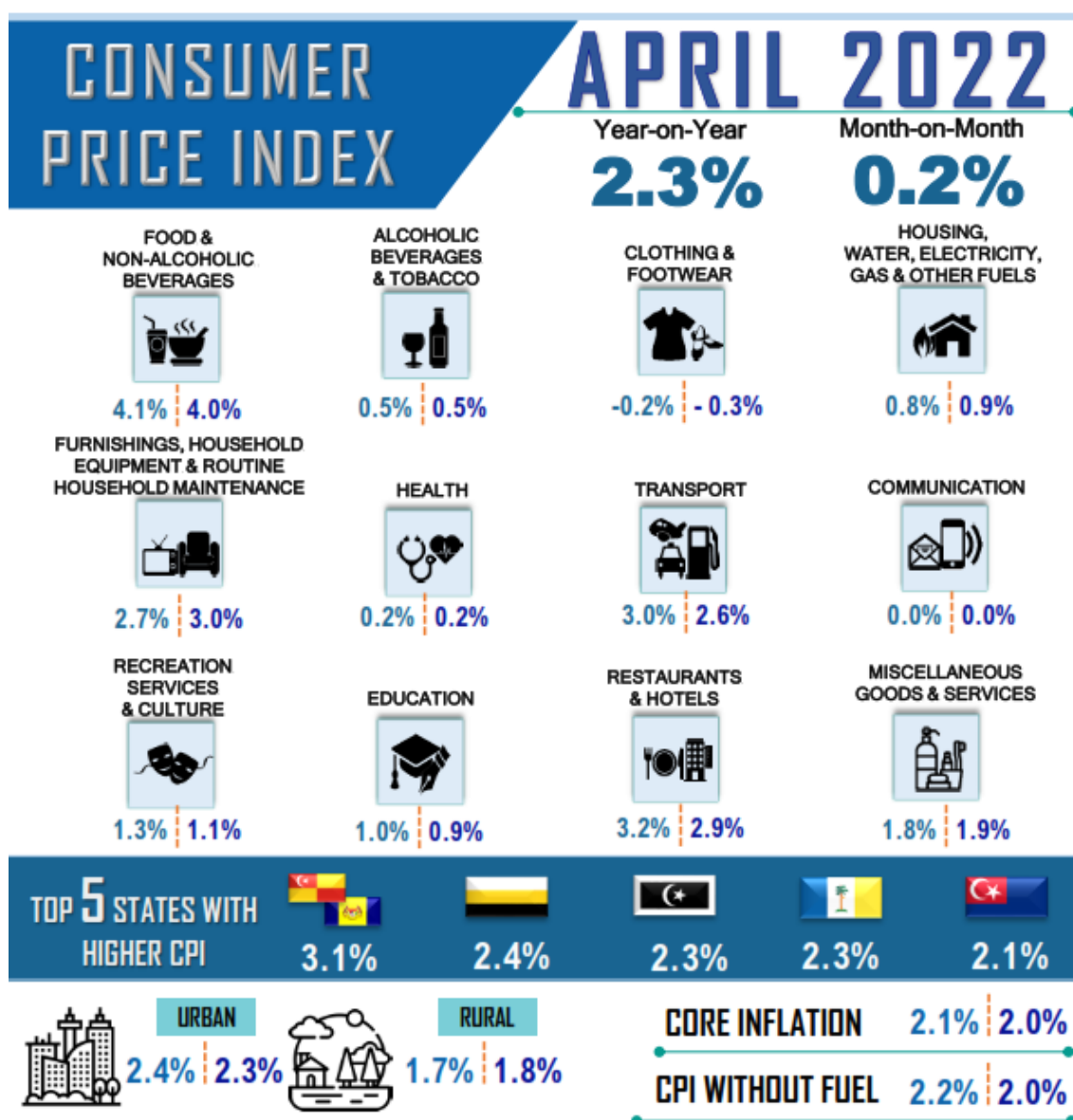


MINISTRY OF ECONOMY
DEPARTMENT OF STATISTICS MALAYSIA

CONSUMER PRICE INDEX MALAYSIA APRIL 2022



PRIME MINISTER'S DEPARTMENT
DEPARTMENT OF STATISTICS MALAYSIA



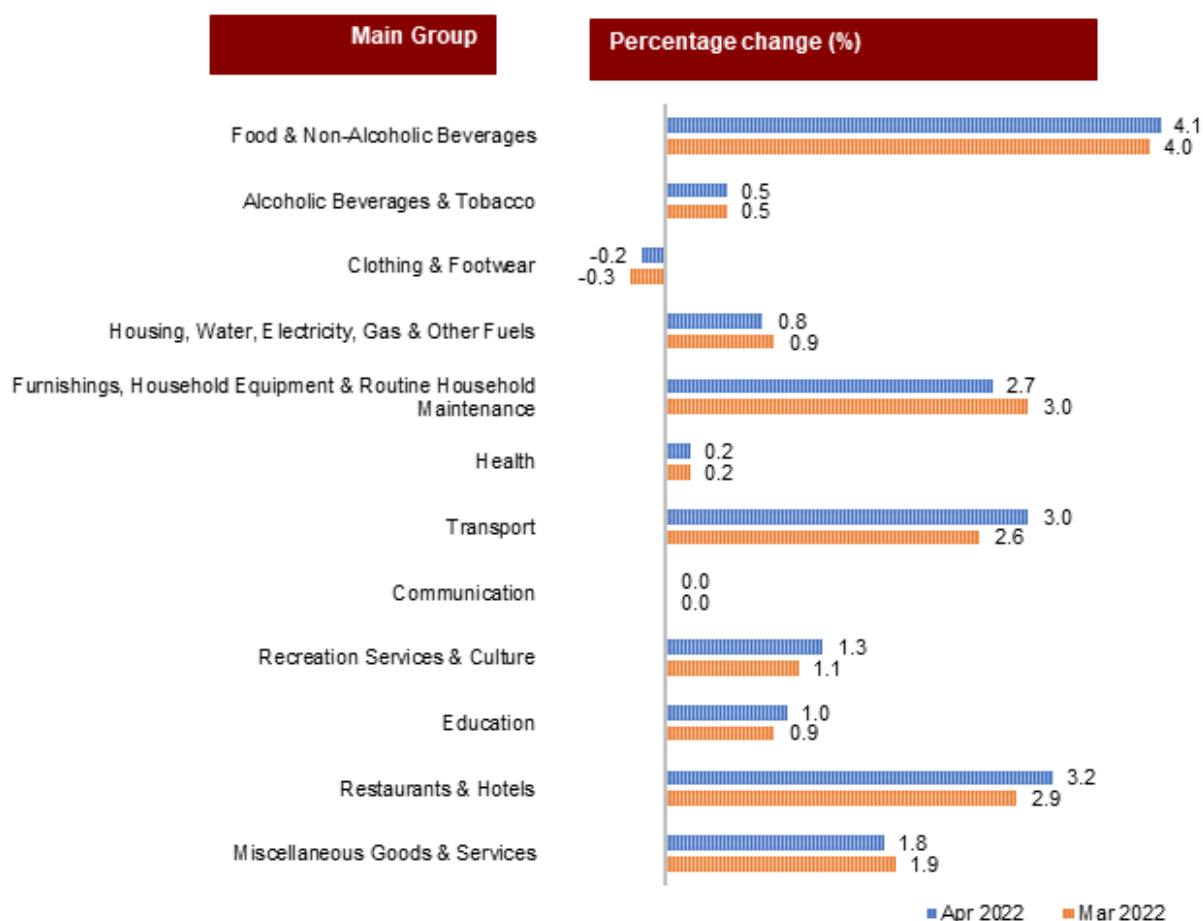
Notes: Percentage Change Year-on-Year: April 2022 | March 2022

Source : Consumer Price Index (2010=100),
Department of Statistics Malaysia

Food inflation in April was higher at 4.1 per cent with 89.1 per cent of food items in Food & Beverages group recorded increases

National inflation in April 2022 increased 2.3 per cent to 125.9 as against 123.1 in the same month of the preceding year. The increase also surpassed the average inflation in Malaysia for the period 2011 to April 2022 (1.9%). The CPI for the period of January to April 2022 increased 2.2 per cent as compared to the same period of the previous year. On a monthly basis, the CPI increased 0.2 per cent as compared to March 2022.

Chart 1: Inflation by Main Group, April 2022



Inflation without Fuel

Inflation without fuel rose 2.2 per cent in April 2022 to 116.3 as compared to 113.8 in the same month of the preceding year. Inflation without fuel covers all goods and services except Unleaded Petrol RON95, Unleaded Petrol RON97 and Diesel.

Core Inflation

Core inflation measures changes in the prices of all goods and services, excluding volatile items of fresh food as well as administered prices of goods by the government. Core inflation registered an increase of 2.1 per cent in April 2022 as compared to the same month of the previous year. The higher increase was recorded by Transport group with 4.2 per cent.

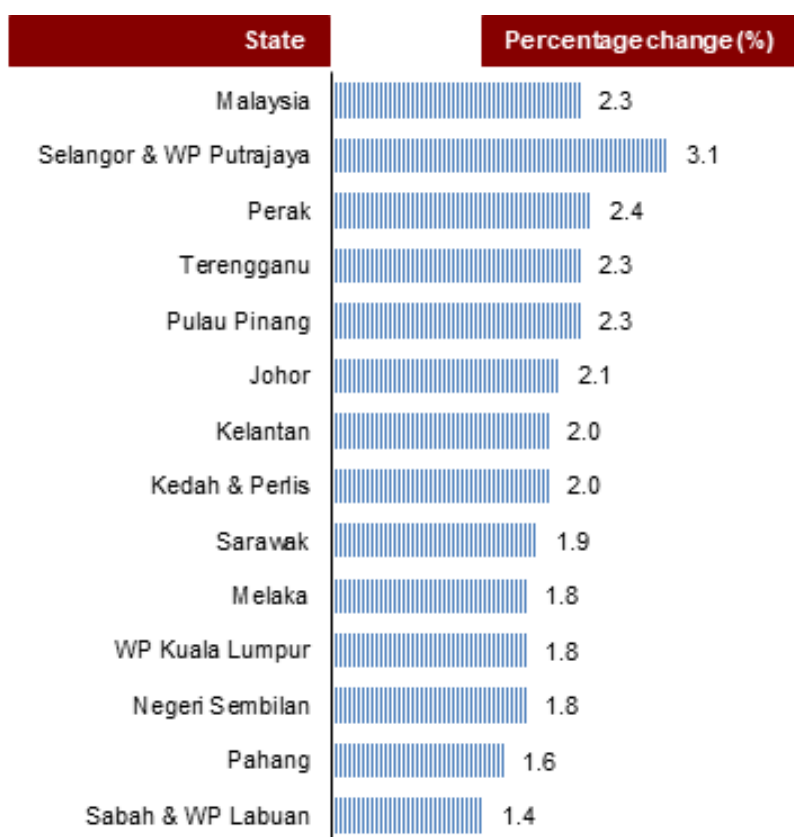
In addition, the Food & Non-Alcoholic Beverages group also recorded an increase of 3.8 per cent, followed by Restaurants & Hotels (3.2%); Furnishings, Household Equipment & Routine Household Maintenance (2.7%) and Recreation, Services & Culture (1.3%).

Inflation by State

In April 2022, all states registered increases in inflation while two states showed increases above the national inflation level of 2.3 per cent. The highest increase was recorded by Selangor & Wilayah Persekutuan Putrajaya (3.1%). Meanwhile, Pahang (1.6%) and Sabah & Wilayah Persekutuan Labuan (1.4%) were the two states with the lowest CPI increase.

All states registered an increase in the inflation of Food & Non-Alcoholic Beverages. The highest increase was recorded by Selangor & Wilayah Persekutuan Putrajaya (5.7%) followed by Pulau Pinang (4.4%), Perak (4.2%) and Johor (4.2%). The increase was due to higher prices of Food away from home in April 2022 as compared to the same month last year. Meanwhile, other states showed an increase below the national inflation of Food & Non-Alcoholic Beverages rate of 4.1 per cent in April 2022.

Chart 2: Inflation by State, April 2022



The full publication of the Consumer Price Index Malaysia, April 2022 can be downloaded from [eStatistik](#) portal.

Released By:

**THE OFFICE OF CHIEF STATISTICIAN MALAYSIA
DEPARTMENT OF STATISTICS, MALAYSIA**

#myHariBulan# #myBulan# #myTahun#

Contact person:

Mohd Yusrizal bin Ab. Razak

Public Relation Officer
Strategic Communication and International Division
Department of Statistics, Malaysia
Tel : +603-8885 7942
Fax : +603-8888 9248
E-mail : yusrizal.razak[at]dosm.gov.my

Contact person:

Baharudin Mohamad
Public Relation Officer
Strategic Communication and International Division
Department of Statistics Malaysia
Tel : +603-8090 4681
Fax : +603-8888 9248
Email : baharudin[at]dosm.gov.my

Copyright ©2025 Department of Statistics Malaysia Official Portal. All Rights Reserved.