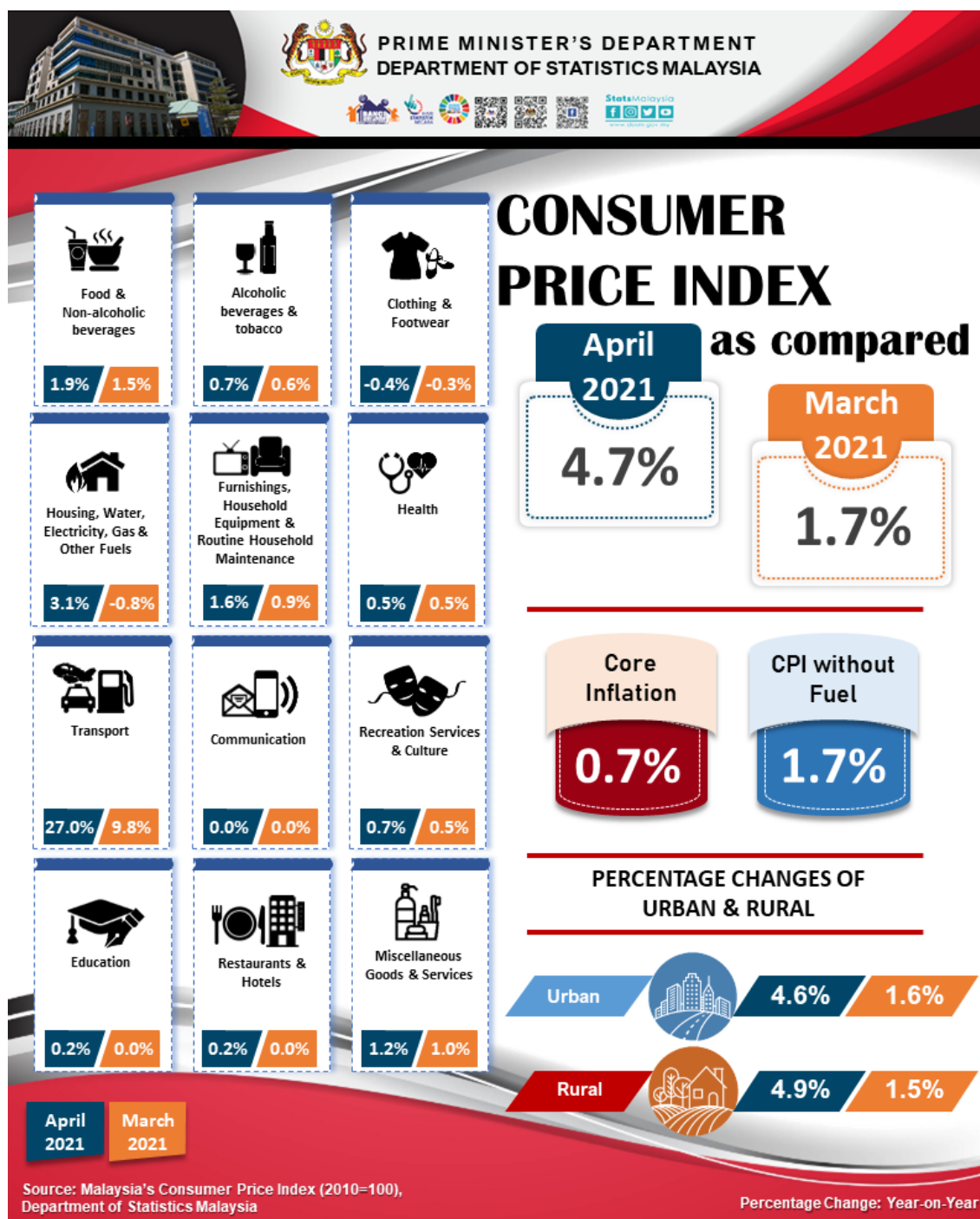




MINISTRY OF ECONOMY
DEPARTMENT OF STATISTICS MALAYSIA

CONSUMER PRICE INDEX MALAYSIA APRIL 2021

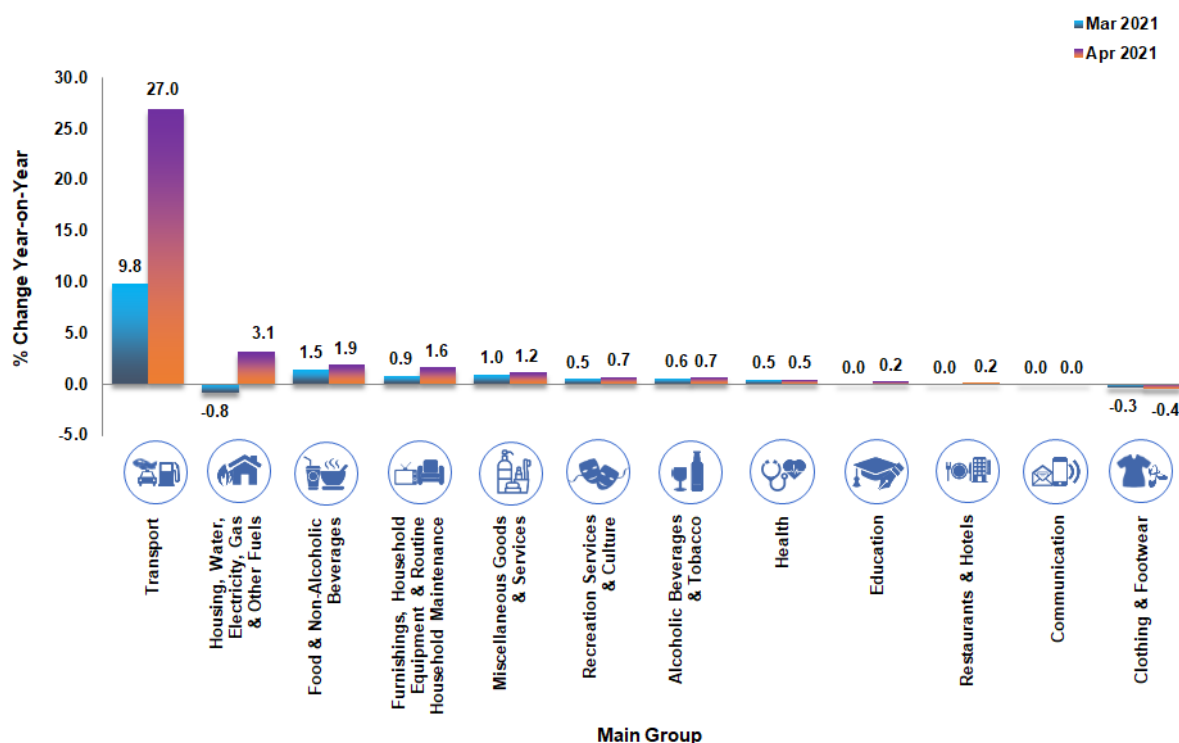


Summary Findings

Consumer Price Index (CPI) increased 4.7 per cent in April 2021 to 123.1 as against 117.6 in the same month of the preceding year. The increase in the overall index was driven mainly by Transport (27.0%); Housing, Water, Electricity, Gas & Other Fuels (3.1%); Food & Non-Alcoholic Beverages (1.9%); Furnishings, Household Equipment & Routine Household Maintenance (1.6 %) and Miscellaneous Goods & Services (1.2%).

Meanwhile, the CPI for the period of January to April 2021 increased 1.6 per cent as compared to the same period last year. On a monthly basis, CPI increased 0.2 per cent as compared to March 2021. The increase was attributed by Food & Non-Alcoholic Beverages (0.3%); Furnishings, Household Equipment & Routine Household Maintenance (0.3%); Recreation Services & Culture (0.2%); Restaurants & Hotels (0.2%); Education (0.2%); Transport (0.1%) and Miscellaneous Goods & Services (0.1%).

Chart 1: Percentage Change of Consumer Price Index by Main Group



CPI without Fuel

The CPI without fuel increased 1.7 per cent in April 2021 to 113.8 as compared to 111.9 in the same month of the preceding year. CPI without fuel covers all goods and services except Unleaded Petrol RON95, Unleaded Petrol RON97 and Diesel.

Core Index

Core index rose 0.7 per cent in April 2021 as compared to the same month of the previous year. Among the major groups which influenced the increase were Furnishings, Household Equipment & Routine Household Maintenance (1.6 %); Miscellaneous Goods & Services (1.2%); Recreation Services & Culture (0.7%); Transport (0.6%); Health (0.5%); Housing, Water, Electricity, Gas & Other Fuels (0.4%); Restaurant & Hotel (0.2%) and Education (0.2%).

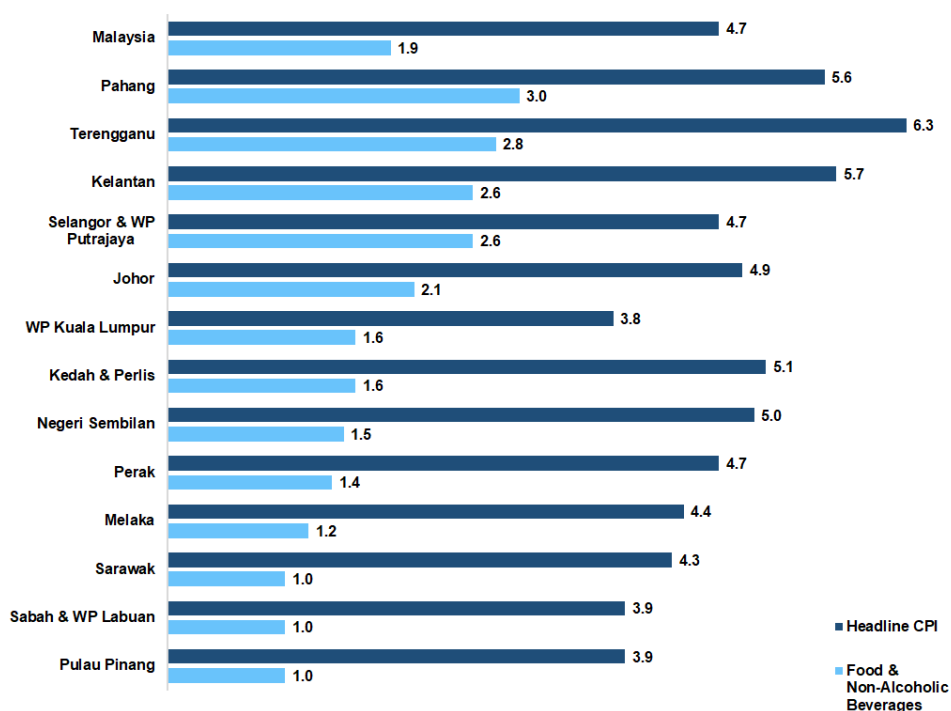
Core index excludes most volatile items of fresh food as well as administered prices of goods and services.

Consumer Price Index by State

Six states namely Terengganu (6.3%), Kelantan (5.7%), Pahang (5.6%), Kedah & Perlis (5.1%), Negeri Sembilan (5.0%) and Johor (4.9%) surpassed the national CPI rate of 4.7 per cent in April 2021 as compared to the same month of the previous year.

All states registered an increase in the index of Food & Non-Alcoholic Beverages. The highest increase was recorded by Pahang at 2.2 per cent. This was followed by Terengganu (2.8%), Selangor & Wilayah Persekutuan Putrajaya (2.6%), Kelantan (2.6%) and Johor (2.1%).

Chart 2: Percentage Change of Food & Non-Alcoholic Beverages Group by State



The full publication of the Consumer Price Index Malaysia, April 2021 can be downloaded from [eStatistik](#) portal.

Released By:

DATO' SRI DR. MOHD UZIR MAHIDIN
CHIEF STATISTICIAN MALAYSIA
DEPARTMENT OF STATISTICS, MALAYSIA

[f DrUzir_Mahidin](#) [t Dr_Uzir](#) [i Dr_Uzir](#)

#myHariBulan# #myBulan# #myTahun#

Contact person:

Mohd Yusrizal bin Ab. Razak
Public Relation Officer
Strategic Communication and International Division
Department of Statistics, Malaysia
Tel : +603-8885 7942
Fax : +603-8888 9248
E-mail : yusrizal.razak[at]dosm.gov.my

Contact person:

Baharudin Mohamad
Public Relation Officer
Strategic Communication and International Division
Department of Statistics Malaysia
Tel : +603-8090 4681

Fax : +603-8888 9248

Email : baharudin[at]dosm.gov.my

Copyright ©2025 Department of Statistics Malaysia Official Portal. All Rights Reserved.