



MINISTRY OF ECONOMY
DEPARTMENT OF STATISTICS MALAYSIA

ABRIDGED LIFE TABLES, 2020-2022

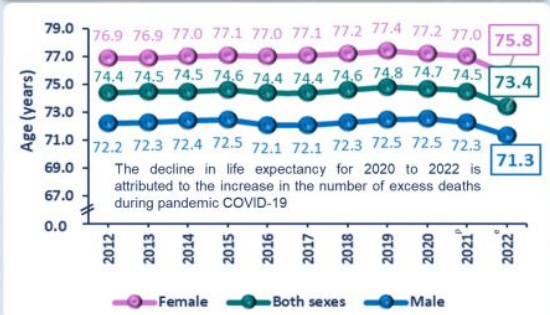


STATISTICS OF LIFE EXPECTANCY, MALAYSIA, 2022^e

2012 74.4 years **2022^e** 73.4 years

The decline in life expectancy for 2020 to 2022 is attributed to the increase in the number of excess deaths during pandemic COVID-19

01 LIFE EXPECTANCY AT BIRTH, 2012-2022



In terms of life expectancy, females outlived males by 4.5 years in 2022

02 LIFE EXPECTANCY AT BIRTH BY CITIZENSHIP

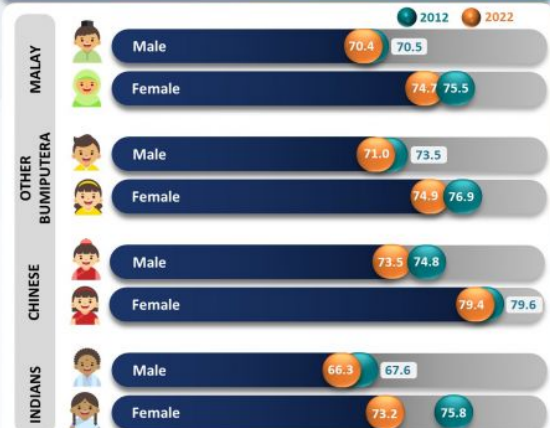
CITIZEN

Both sexes	Male	Female
73.1 years 2012: 74.1 years	70.8 years 2012: 71.7 years	75.6 years 2012: 76.8 years

NON-CITIZEN

Both sexes	Male	Female
76.7 years 2012: 77.5 years	76.4 years 2012: 77.2 years	77.1 years 2012: 77.8 years

03 LIFE EXPECTANCY AT BIRTH BY ETHNIC GROUP



Chinese recorded the highest life expectancy at birth in 2022 as compared to other ethnic group with 73.5 years (male) and 79.4 years (female)

04 LIFE EXPECTANCY AT SPECIFIC AGE

AT AGE 15 YEARS

Both sexes	Male	Female
59.0 years 2012: 60.2 years	56.9 years 2012: 58.0 years	61.3 years 2012: 62.6 years

A male at the age of 15 years is expected to live another 56.9 years and female another 61.3 years

AT AGE 60 YEARS

Both sexes	Male	Female
18.7 years 2012: 19.1 years	17.5 years 2012: 18.0 years	20.1 years 2012: 20.4 years

A male at the age of 60 years is expected to live another 17.5 years and female another 20.1 years

AT AGE 65 YEARS

Both sexes	Male	Female
15.3 years 2012: 15.4 years	14.2 years 2012: 14.5 years	16.4 years 2012: 16.4 years

A male at the age of 65 years is expected to live another 14.2 years and female another 16.4 years

Notes: ^ePreliminary * Estimates



05

LIFE EXPECTANCY AT BIRTH BY STATE, MALAYSIA, 2022^e



Both sexes: 73.4 years Male: 71.3 years Female: 75.8 years

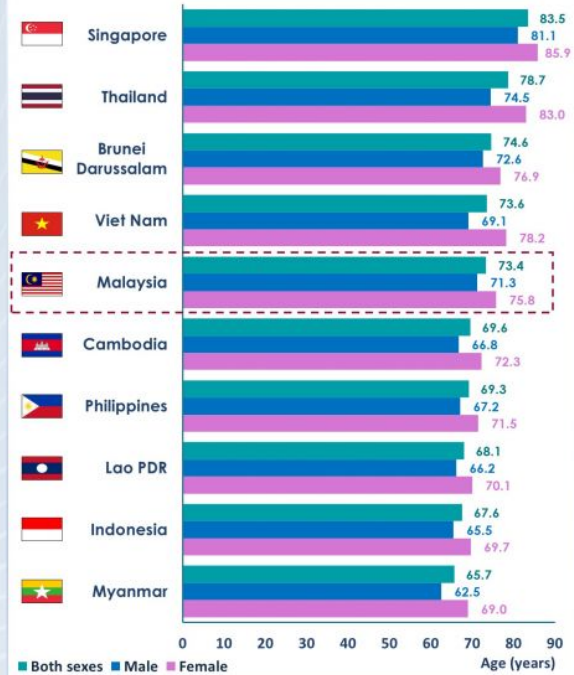
MALAYSIA



Six states recorded life expectancy above the national level (73.4 years) namely **Selangor** (75.2 years), **W.P. Putrajaya** (74.5 years), **W.P. Labuan** (74.5 years), **Sarawak** (74.3 years), **W.P. Kuala Lumpur** (74.0 years) and **Sabah** (73.5 years) in 2022.

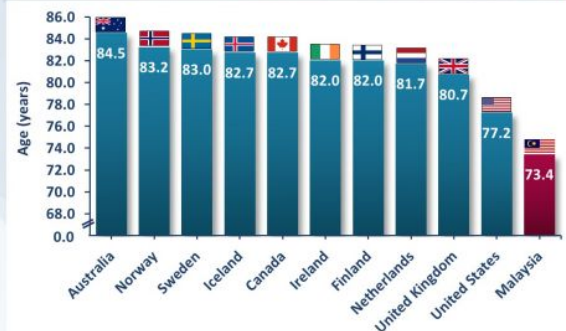
06

LIFE EXPECTANCY AT BIRTH BY ASEAN COUNTRY, 2021^a



07

LIFE EXPECTANCY BY SELECTED COUNTRIES, 2021^a



Notes:

^a Estimates

^b Statistics of life expectancy at birth for ASEAN and selected countries are obtained from the World Population Prospects, updated July 2022 except Malaysia and Singapore (latest release)

- A baby born in 2022 on average is expected to live until 73.4 years. The decline in life expectancy for 2020 to 2022 is attributed to the increase in the number of excess deaths during pandemic COVID-19.
- A baby boy born in year 2020, 2021 and 2022 on average is expected to live up to 72.5 years, 72.3 years and 71.3 years.
- A baby girl born in year 2020, 2021 and 2022 on average is expected to live up to 77.2 years, 77.0 years and 75.8 years.
- Males who reach the age of 15 years in 2022 is expected to live another 56.9 years.
- Females who reach the age of 15 years in 2022 is expected to live another 61.3 years.
- Males and females who reach the age of 60 years in 2022 are expected to live for another 17.5 years and 20.1 years, respectively. Thus, males aged 60 years in 2022 are expected to live until the age of 77.5 years and females, 80.1 years.
- Males and females who reach the age of 65 years in 2022 are expected to live for another 14.2 years and 16.4 years, respectively. Thus, males aged 65 years in 2022 are expected to live until the age of 79.2 years and females, 81.4 years.
- Chinese recorded the highest life expectancy at birth with males, 73.5 years and females, 79.4 years.
- Selangor recorded the highest life expectancy at birth for 2020 to 2022. Terengganu recorded the lowest life expectancy at birth for 2020 and 2021 while Kedah recorded the lowest life expectancy at birth for 2022.

The full publication of the Abridged Life Tables, Malaysia, 2020-2022 can be downloaded through eStatistik portal.

Released by:

DEPARTMENT OF STATISTICS MALAYSIA

28 September 2022

Contact person:

Baharudin Mohamad

Public Relation Officer

Strategic Communication and International Division

Department of Statistics, Malaysia

Tel : +603-8885 7942

Fax : +603-8888 9248

Email : baharudin[at]dosm.gov.my

Contact person:

Baharudin Mohamad

Public Relation Officer

Strategic Communication and International Division

Department of Statistics Malaysia

Tel : +603-8090 4681

Fax : +603-8888 9248

Email : baharudin[at]dosm.gov.my

Copyright ©2025 Department of Statistics Malaysia Official Portal. All Rights Reserved.