



MINISTRY OF ECONOMY
DEPARTMENT OF STATISTICS MALAYSIA

MONTHLY MANUFACTURING STATISTICS MALAYSIA MARCH 2015

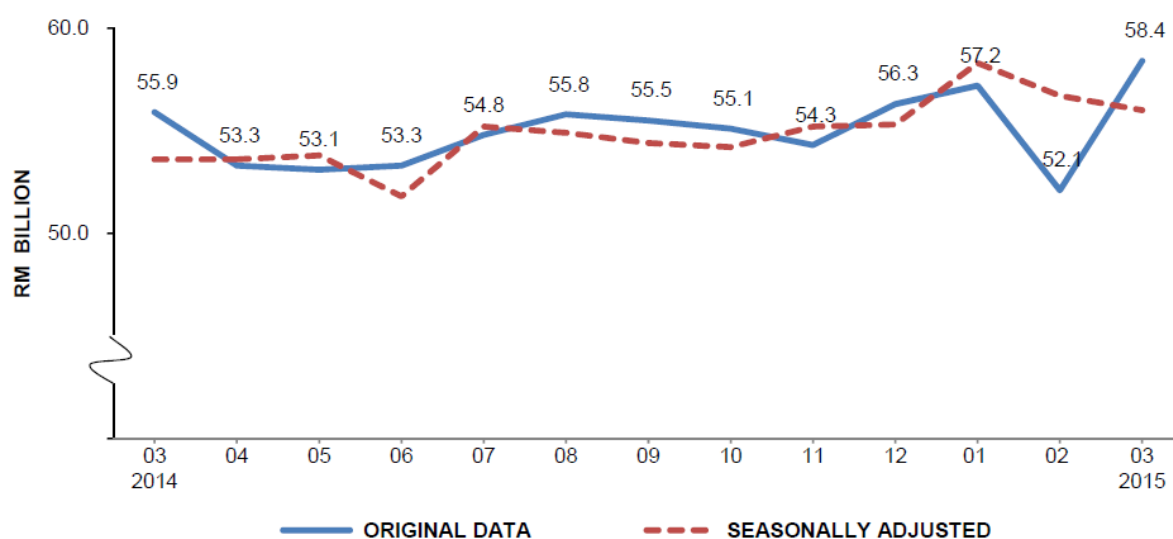
PERFORMANCE IN MARCH 2015

1. SALES VALUE

The sales value of the Manufacturing sector in March 2015 increased by 4.4% (RM2.5 billion) to record RM58.4 billion as compared to RM55.9 billion reported a year ago. Meanwhile, month-on-month basis, the sales value has increased by 12.1% (RM6.3 billion) compared with the preceding month. The sales value in February 2015 has been revised based on latest data available.

On a seasonally adjusted month-on-month, the sales value in March 2015 decreased by 1.2%. Year-on-year, the increase in sales value in March 2015 was due to the increase in 76 of 138 industries surveyed. Table A shows the five (5) main industries that recorded increase in sales value on yearly basis.

Chart 1 : Sales Value of the Manufacturing Sector



**Table A : Sales value of manufacturing industries
(percentage change from corresponding month of preceding year)**

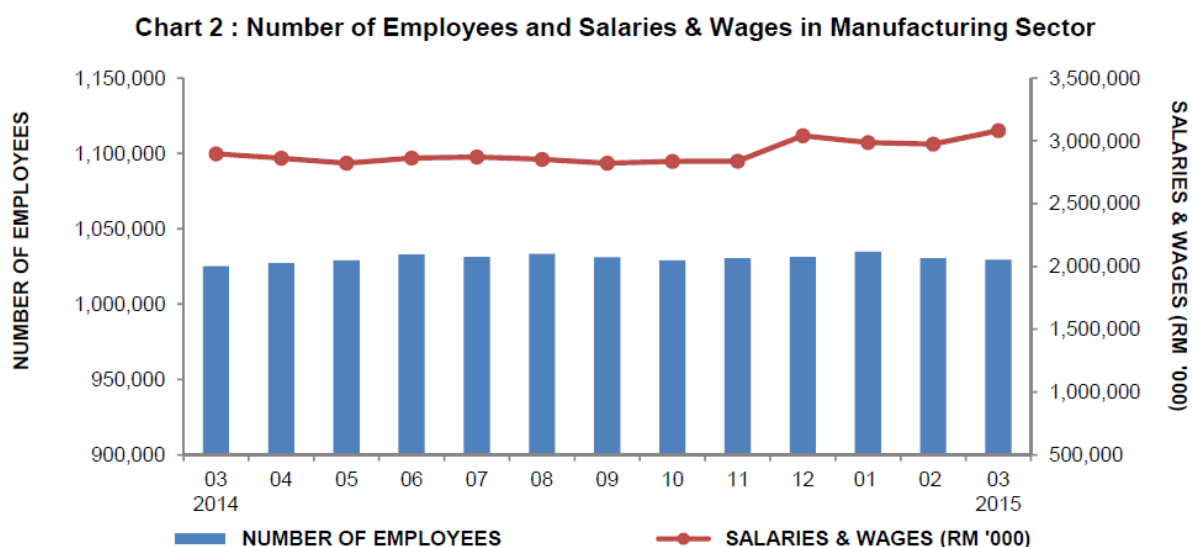
Industries	Sales Value		Increase	
	March, 2014	March, 2015	RM (Million)	%
Manufacture of diodes, transistors and similar semiconductor devices	5,170.0	6,063.3	893.3	17.3
Manufacture of electrical capacitors and resistors	3,011.9	3,600.1	588.2	19.5
Manufacture of rubber gloves	762.8	1,044.5	281.7	36.9
Manufacture of consumer electronics	2,877.6	3,153.1	275.5	9.6
Manufacture of basic organic chemicals	2,173.4	2,402.4	229.0	10.5

2. NUMBER OF EMPLOYEES

Total employees engaged in the Manufacturing sector in March 2015 was 1,029,352 persons, an increase of 0.4% or 4,255 persons as compared to 1,025,097 persons in March 2014. Meanwhile, month-on-month basis, the number of employees decreased by 0.1% compared with the preceding month.

3. SALARIES & WAGES

Year-on-year basis, salaries & wages paid in March 2015 has increased by 6.4% (RM185.1 million) as compared with the corresponding month of the previous year. Meanwhile, month-on-month basis, the total amount paid in March 2015, has increased by 3.6% (RM107.5 million) to register RM3,081.4 million.

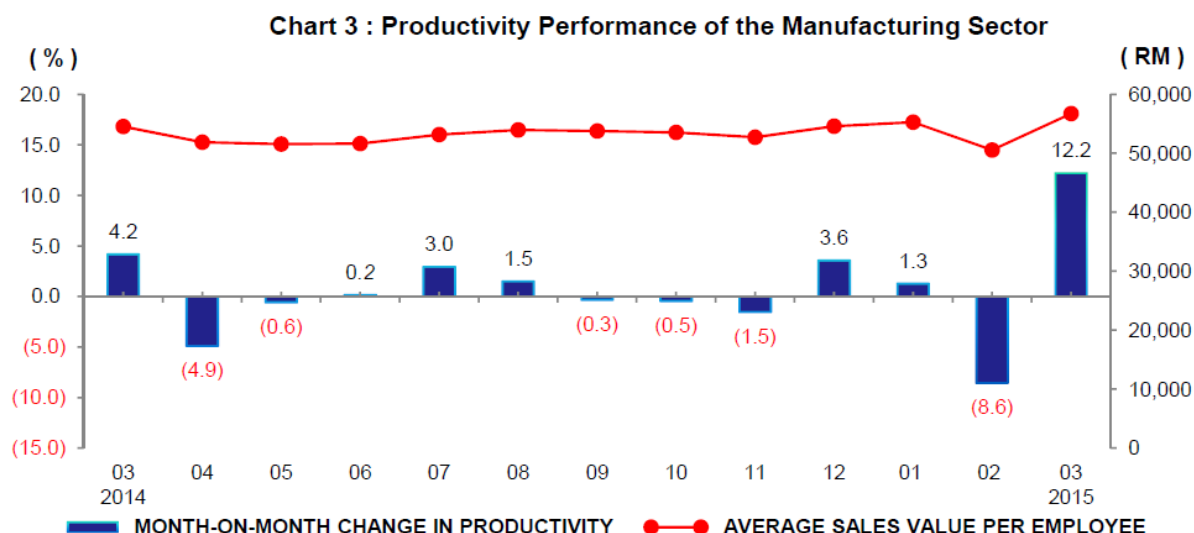


4. AVERAGE SALARIES & WAGES PER EMPLOYEE

The average salaries & wages paid per employee increased by 6.0% in March 2015 as compared to the same month in 2014. Meanwhile, average salaries & wages per employee registered RM2,994 in March 2015, an increase of 3.7% compared to previous month.

5. PRODUCTIVITY

Productivity or average sales value per employee in March 2015 grew by 4.0% as compared with the same month of the previous year. Meanwhile, productivity in March 2015 has increased by 12.2% month-on-month to register RM56,718. Productivity in February 2015 has been revised to RM50,549.



6. PERFORMANCE IN THE PERIOD JANUARY - MARCH 2015

During January - March 2015, the sales value of the Manufacturing sector rose by 1.6% to register RM167.7 billion. The number of employees engaged during the period, increased by 0.4% to register 1,029,352 persons.

Cumulatively, productivity has increased by 1.2% to record RM162,888 as shown in Table B.

Table B: Sales Value, Number of Employees and Salaries & Wages, January - March 2015

Monthly Manufacturing Statistics	January - March		
	2014	2015	% Change
Sales Value (RM million)	165,020.7	167,669.2	1.6
Number of Employees	1,025,097	1,029,352	0.4
Salaries & Wages (RM million)	8,529.9	9,041.3	6.0
Productivity (RM)	160,981	162,888	1.2

*** Notes:**

Data for March 2015 is **provisional**. The data will be updated based on the latest available figures and subsequently published in the April 2015 publication.

**THE OFFICE OF CHIEF STATISTICIAN MALAYSIA
DEPARTMENT OF STATISTICS MALAYSIA
11 MAY 2015**

Contact person:

Norrita binti Amran
Public Relation Officer
Corporate and User Services Division
Department of Statistics, Malaysia
Tel : +603-8885 7942
Fax : +603-8888 9248
Email : norrita.amran@stats.gov.my

Contact person:

Baharudin Mohamad
Public Relation Officer
Strategic Communication and International Division
Department of Statistics Malaysia
Tel : +603-8090 4681
Fax : +603-8888 9248
Email : baharudin[at]dosm.gov.my

Copyright ©2026 Department of Statistics Malaysia Official Portal. All Rights Reserved.