



MINISTRY OF ECONOMY  
DEPARTMENT OF STATISTICS MALAYSIA

---

## MONTHLY MANUFACTURING STATISTICS MALAYSIA, JUNE 2015

---

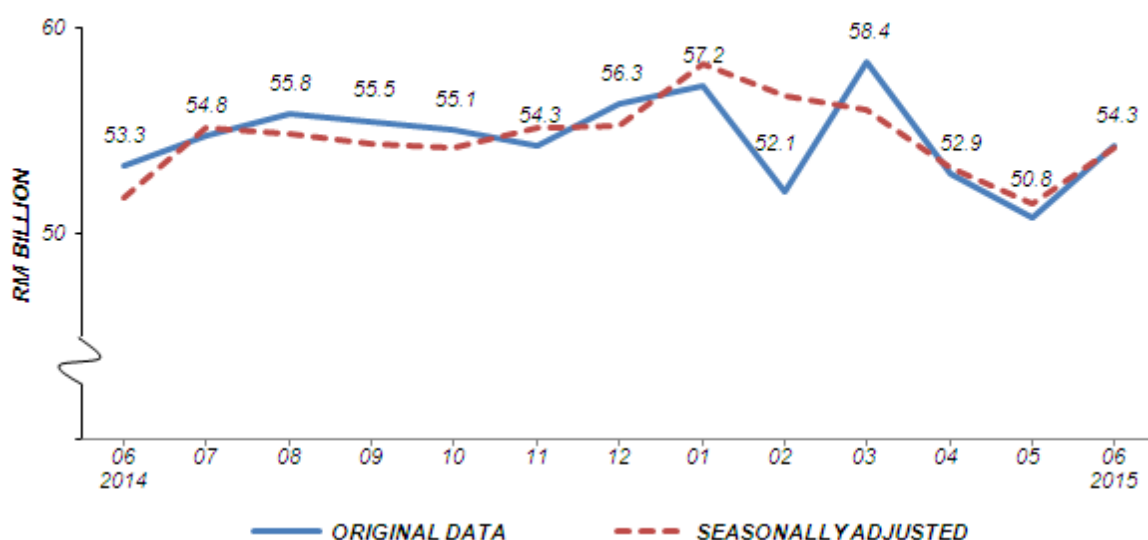
### PERFORMANCE IN JUNE 2015

#### 1. SALES VALUE

The sales value of the Manufacturing sector in June 2015 increased by 1.7% (RM1.0 billion) to record RM54.3 billion as compared to RM53.3 billion reported a year ago (Chart 1). Meanwhile, month-on-month basis, the sales value increased by 6.8% (RM3.5 billion) compared with the preceding month. The sales value in May 2015 remained unchanged.

On a seasonally adjusted month-on-month, the sales value in June 2015 increased by 5.3%. Year-on-year, the increase in sales value in June 2015 was due to the increase in 66 of 138 industries surveyed. Table A shows the five (5) main industries that recorded increase in sales value on yearly basis.

*Chart 1 : Sales Value of the Manufacturing Sector*



**Table A : Sales value of manufacturing industries  
(percentage change from corresponding month of preceding year)**

Industries	Sales Value		Increase	
	June, 2014	June, 2015	RM (Million)	%
Manufacture of basic organic chemicals	1,678.0	2,161.6	483.6	28.8
Manufacture of electrical capacitors and resistors	2,920.0	3,357.6	437.6	15.0
Manufacture of consumer electronics	2,409.2	2,617.9	208.7	8.7
Manufacture of diverse plastic products n.e.c.	280.7	452.8	172.1	61.3
Manufacture of other electronic and electric wires and cables	709.0	866.3	157.3	22.2

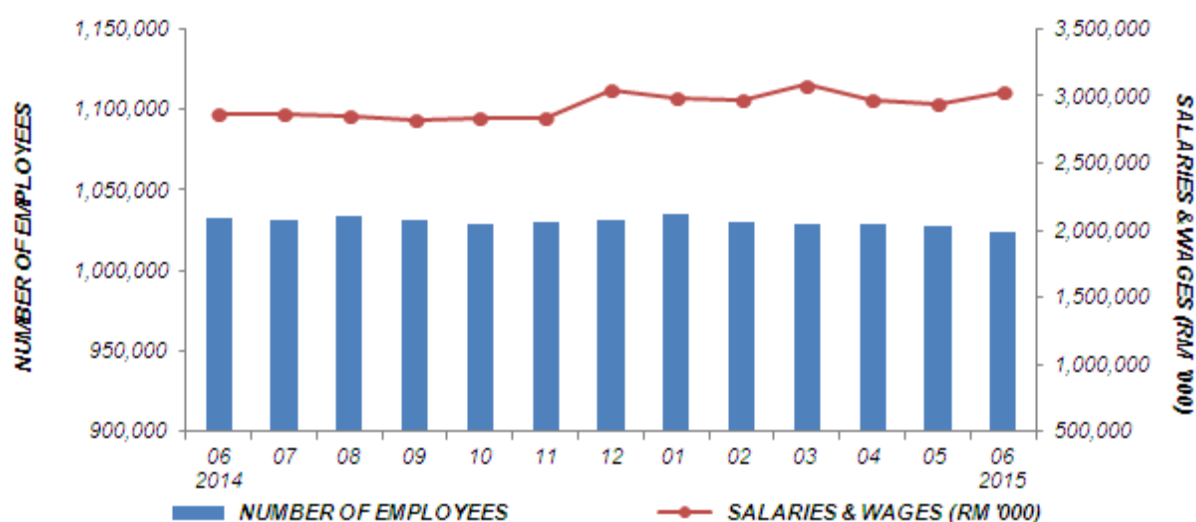
## 2. NUMBER OF EMPLOYEES

Total employees engaged in the Manufacturing sector in June 2015 was 1,024,200 persons, a decrease of 0.8% or 8,748 persons as compared to 1,032,948 persons in June 2014 (Chart 2). Meanwhile, month-on-month basis, the number of employees decreased by 0.3% as compared to 1,027,503 persons in the preceding month.

## 3. SALARIES & WAGES

Year-on-year basis, salaries & wages paid in June 2015 increased by 5.8% (RM166.0 million) as compared with the corresponding month of the previous year. Meanwhile, month-on-month basis, the total amount paid in June 2015, increased by 3.1% (RM91.3 million) to register RM3,029.0 million.

**Chart 2 : Number of Employees and Salaries & Wages in Manufacturing Sector**

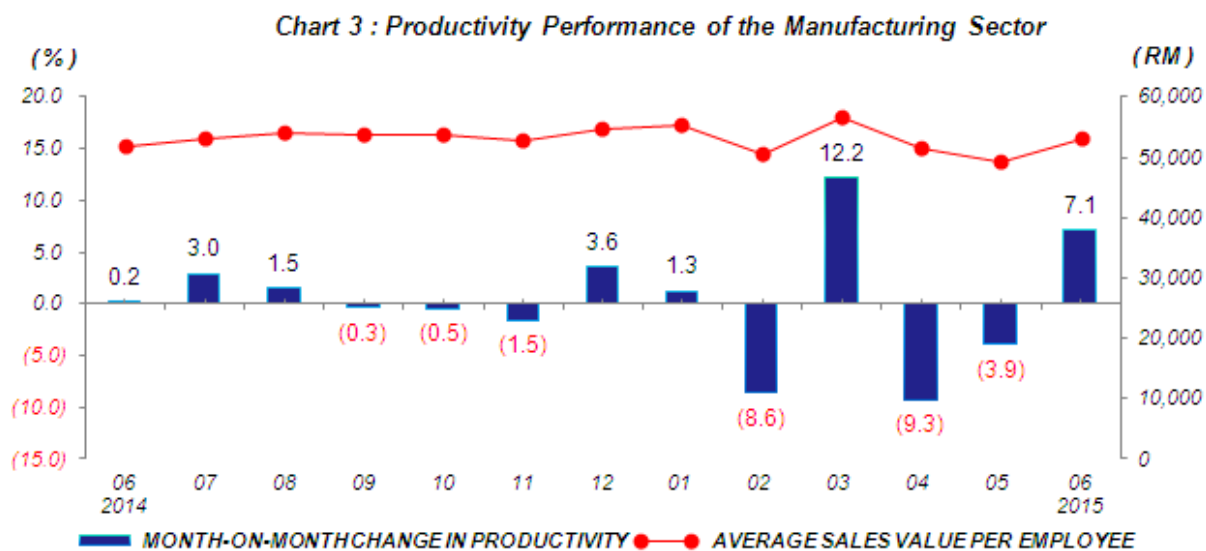


#### 4. AVERAGE SALARIES & WAGES PER EMPLOYEE

The average salaries & wages paid per employee increased by 6.7% in June 2015 as compared to the same month in 2014. Meanwhile, average salaries & wages per employee registered RM2,957 in June 2015, an increase of 3.4% compared to previous month.

#### 5. PRODUCTIVITY

Productivity or average sales value per employee in June 2015 increased by 2.6% as compared with the same month of the previous year. Meanwhile, productivity in June 2015 increased by 7.1% month-on-month to register RM52,983 (Chart 3).



#### 6. PERFORMANCE IN THE PERIOD JANUARY - JUNE 2015

During January - June 2015, the sales value of the Manufacturing sector increased 0.3% to register RM325.7 billion. The number of employees engaged during the period, decreased by 0.8% to register 1,024,200 persons.

Cumulatively, productivity increased by 1.2% to record RM318,000 as shown in Table B.

**Table B: Sales Value, Number of Employees and Salaries & Wages, January - June 2015**

Monthly Manufacturing Statistics	January - June		
	2014	2015	% Change
Sales Value (RM million)	324,696.0	325,695.5	0.3
Number of Employees	1,032,948	1,024,200	-0.8
Salaries & Wages (RM million)	17,076.7	17,973.2	5.1
Productivity (RM)	314,339	318,000	0.2

**\* Notes:**

Data for June 2015 is **provisional**. The data will be updated based on the latest available figures and subsequently published in the July 2015 publication.

**THE OFFICE OF CHIEF STATISTICIAN MALAYSIA  
DEPARTMENT OF STATISTICS MALAYSIA  
10 AUGUST 2015**

**Contact person:**

Norrita binti Amran  
Public Relation Officer  
Corporate and User Services Division  
Department of Statistics, Malaysia  
**Tel** : +603-8885 7942  
**Fax** : +603-8888 9248  
**Email** : norrita.amran@stats.gov.my

**Contact person:**

Baharudin Mohamad  
Public Relation Officer  
Strategic Communication and International Division  
Department of Statistics Malaysia  
**Tel** : +603-8090 4681  
**Fax** : +603-8888 9248  
**Email** : baharudin[at]dosm.gov.my

**Copyright ©2026 Department of Statistics Malaysia Official Portal. All Rights Reserved.**