



KEMENTERIAN EKONOMI
JABATAN PERANGKAAN MALAYSIA

STATISTIK KAPASITI PENGGUNAAN INDUSTRI PEMBUATAN

*MANUFACTURING INDUSTRY
CAPACITY UTILISATION STATISTICS*

**SUKU KETIGA
THIRD QUARTER**

2025



**JABATAN PERANGKAAN MALAYSIA
DEPARTMENT OF STATISTICS MALAYSIA**



KEMENTERIAN EKONOMI
JABATAN PERANGKAAN MALAYSIA

STATISTIK KAPASITI PENGGUNAAN INDUSTRI PEMBUATAN

MANUFACTURING INDUSTRY CAPACITY UTILISATION STATISTICS

SUKU KETIGA **2025**
THIRD QUARTER

Dikeluarkan pada: **25** November **2025**
Released on **25** November **2025**

Pemakluman

Malaysia buat julung kalinya telah menduduki tangga pertama (1) di peringkat global dalam laporandwi-tahunan Open Data Inventory (ODIN) 2024/25 yang dikeluarkan oleh Open Data Watch (ODW), mengatasi 197 negara lain. Pencapaian ini merupakan lonjakan ketara daripada kedudukan ke-67 dalam penilaian ODIN 2022/23.

OpenDOSM NextGen adalah medium yang menyediakan katalog data dan visualisasi bagi memudahkan pengguna menganalisis pelbagai data dan boleh diakses melalui portal <https://open.dosm.gov.my>.

Announcement

Malaysia, for the first time, ranked as number one (1) globally in the biennial Open Data Inventory (ODIN) 2024/25 report released by Open Data Watch (ODW), surpassing 197 other countries. This achievement marks a significant leap from its 67th position in the ODIN 2022/23 assessment.

OpenDOSM NextGen is a medium that provides data catalogue and visualisations to facilitate users' analysis and can be accessed through <https://open.dosm.gov.my>.

Diterbitkan dan dicetak oleh / Published and printed by:

Jabatan Perangkaan Malaysia

Department of Statistics Malaysia

Blok C6 & C7, Kompleks C,

Pusat Pentadbiran Kerajaan Persekutuan

62514 Putrajaya,

MALAYSIA

Tel. : 03-8885 7000
Faks : 03-8888 9248
Portal : <https://www.dosm.gov.my>
Facebook/ X/ Instagram/ Youtube : StatsMalaysia
Emel/ *Email* : info@dosm.gov.my (pertanyaan umum / *general enquiries*)
data@dosm.gov.my (pertanyaan & permintaan data / *data request & enquiries*)
Harga/ *Price* : RM20.00

Diterbitkan pada November 2025 / *Published in November 2025*

Hakcipta terpelihara / All rights reserved.

Tiada bahagian daripada terbitan ini boleh diterbitkan semula, disimpan untuk pengeluaran atau ditukar dalam apa-apa bentuk atau alat apa jua pun kecuali setelah mendapat kebenaran daripada Jabatan Perangkaan Malaysia. Pengguna yang mengeluarkan sebarang maklumat dari terbitan ini sama ada yang asal atau diolah semula hendaklah meletakkan kenyataan berikut:

“Sumber: Jabatan Perangkaan Malaysia”.

No part of this publication may be reproduced or distributed in any form or by any means or stored in database without the prior written permission from Department of Statistics, Malaysia. Users reproducing content of this publication with or without adaptation should quote the following.

“Source: Department of Statistics Malaysia”.

ISSN 2990 - 9651

KATA PENGANTAR

Penerbitan Statistik Kapasiti Penggunaan Industri Pembuatan diterbitkan oleh Jabatan Perangkaan Malaysia (DOSM). Penerbitan ini memaparkan statistik kapasiti penggunaan bagi sektor Pembuatan di Malaysia yang diterbitkan secara suku tahunan mulai Suku Pertama 2023. Penerbitan ini membentangkan statistik mulai Januari 2023 sehingga September 2025 yang memberikan indikator tambahan kepada pengguna dalam menilai prestasi sektor Pembuatan di Malaysia.

Konsep yang digunakan dalam penerbitan ini adalah berpandukan kepada *International Recommendations for Industrial Statistics 2008, United Nations Statistics Division* manakaladefinisi Pembuatan adalah konsisten dengan Piawaian Klasifikasi Industri Malaysia (MSIC) 2008 Ver. 1.0. Statistik ini juga boleh digunakan sebagai sumber rujukan oleh kerajaan, ahli ekonomi, ahli akademik, pihak swasta serta individu bagi tujuan perancangan dan penggubalan dasar, analisis ekonomi, unjuran dan membantu dalam perancangan pembangunan perniagaan.

Penerbitan ini mengandungi tiga bahagian. Bahagian pertama memaparkan infografik dan ringkasan penemuan. Bahagian kedua memuatkan jadual terperinci manakala bahagian ketiga menerangkan aspek teknikal seperti skop & liputan dan konsep & definisi yang digunakan bagi memudahkan pengguna memahami statistik yang diterbitkan.

Jabatan Perangkaan Malaysia merakamkan setinggi-tinggi penghargaan atas kerjasama dan sumbangan yang diberikan oleh semua pihak dalam membekalkan data yang diperlukan dan menyumbang kepada kejayaan penerbitan ini. Setiap maklum balas dan cadangan untuk penambahbaikan penerbitan ini pada masa akan datang amatlah dihargai.

DATO' SRI DR. MOHD UZIR MAHIDIN
Ketua Perangkawan Malaysia

November 2025

PREFACE

The Manufacturing Industry Capacity Utilisation Statistics is a publication published by the Department of Statistics Malaysia (DOSM). The publication presents capacity utilisation statistics for the Manufacturing sector in Malaysia which published on quarterly basis since First Quarter 2023. This publication presents the statistics from January 2023 until September 2025 which provide additional indicators for the users in assessing the performance of the Manufacturing sector in Malaysia.

The concept used in this compilation is guided by the International Recommendations for Industrial Statistics 2008, United Nations Statistics Division while the definition of Manufacturing is consistent with Malaysia Standard Industrial Classification (MSIC) 2008 Ver. 1.0. These statistics can be used by government agencies, economists, academicians, private sectors and individuals for planning and formulating policies, economic analysis, projections and assisting in business development planning.

This publication is divided into three main parts. The first part displays the infographic and summary of findings. The second part shows the detailed statistical tables meanwhile the third part explains technical aspects such as scope & coverage and concepts & definitions used to assist users to understand the published statistics.

Department of Statistics Malaysia (DOSM) gratefully acknowledges the co-operation and contribution of all parties who have provided the required data and contributed to the success of this publication. Every feedback and suggestion towards improving future publications is highly appreciated.

DATO' SRI DR. MOHD UZIR MAHIDIN
Chief Statistician Malaysia

November 2025

ISI KANDUNGAN

TABLE OF CONTENTS

Muka Surat
Pages

Kata Pengantar <i>Preface</i>	i - ii
Isi Kandungan <i>Table of Contents</i>	iii
Ringkasan Penemuan <i>Summary of Findings</i>	1 - 12
Jadual Statistik <i>Statistical Tables</i>	13 - 46
Jadual 1 Kapasiti Penggunaan Industri Pembuatan mengikut Subsektor <i>Table 1 Manufacturing Industry Capacity Utilisation by Sub-sector</i>	15 - 18
Jadual 2 Kapasiti Penggunaan Industri Pembuatan mengikut Kumpulan <i>Table 2 Manufacturing Industry Capacity Utilisation by Group</i>	19 - 30
Jadual 3 Kapasiti Penggunaan Industri Pembuatan mengikut Industri Berorientasikan Eksport dan Industri Berorientasikan Domestik <i>Table 3 Manufacturing Industry Capacity Utilisation by Export-Oriented Industry and Domestic-Oriented Industry</i>	31 - 34
Jadual 4 Kapasiti Penggunaan Industri Pembuatan mengikut Negeri <i>Table 4 Manufacturing Industry Capacity Utilisation by State</i>	35 - 38
Jadual 5 Faktor Kapasiti Industri Pembuatan di Bawah Tahap Penggunaan - Peratus Sumbangan <i>Table 5 Factors of Under-utilisation of Manufacturing Industry Capacity - Percentage Share</i>	39 - 41
Jadual 6 Kapasiti Penggunaan mengikut Negara Terpilih <i>Table 6 Capacity Utilisation by Selected Country</i>	42
Jadual 7 Indeks Pengeluaran Perindustrian Sektor Pembuatan mengikut Kumpulan <i>Table 7 Industrial Production Index of Manufacturing Sector by Group</i>	43 - 46
Nota Teknikal <i>Technical Notes</i>	47 - 56

Muka surat ini sengaja dibiarkan kosong
This page is deliberately left blank

Ringkasan Penemuan

Summary of Findings

Infografik *Infographic*

1.0

Pengenalan
Introduction

2.0

Prestasi Kapasiti Penggunaan Industri Pembuatan di Malaysia
Performance of Manufacturing Industry Capacity Utilisation in Malaysia

3.0

Kapasiti Penggunaan mengikut Subsektor Pembuatan
Capacity Utilisation by Manufacturing Sub-sector

4.0

Kapasiti Penggunaan Industri Pembuatan mengikut Negeri
Manufacturing Industry Capacity Utilisation by State

5.0

Kapasiti Penggunaan dalam Industri Berorientasikan Eksport dan Domestik
Capacity Utilisation in Export-Oriented and Domestic-Oriented Industries

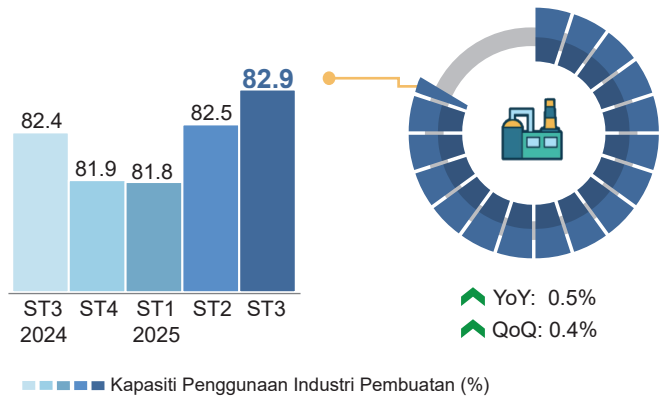
6.0

Prestasi Indeks Pengeluaran Perindustrian (IPP)
Performance of Industrial Production Index (IPI)

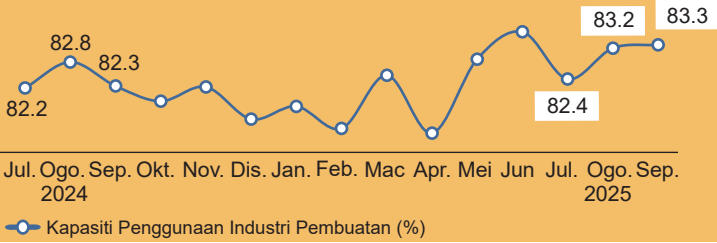
Muka surat ini sengaja dibiarkan kosong
This page is deliberately left blank

STATISTIK KAPASITI PENGGUNAAN INDUSTRI PEMBUATAN, SUKU KETIGA 2025

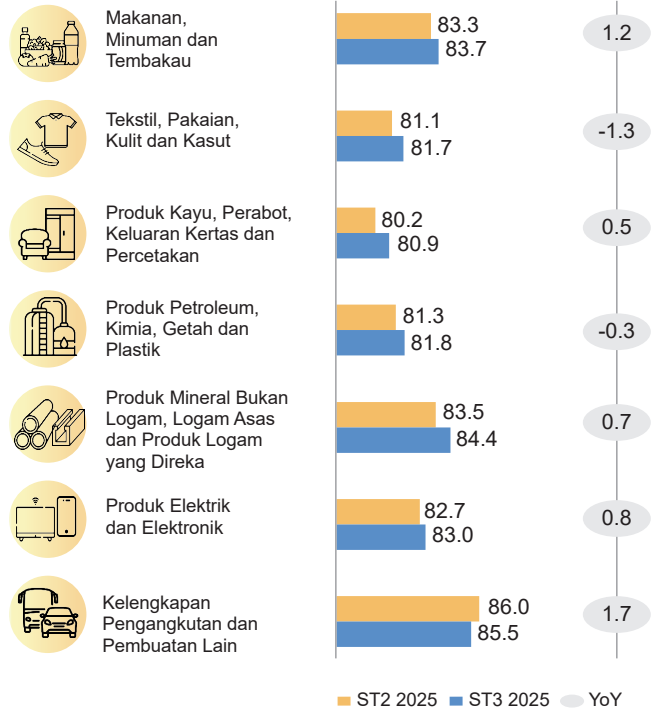
Kapasiti Penggunaan Industri Pembuatan, ST3 2025



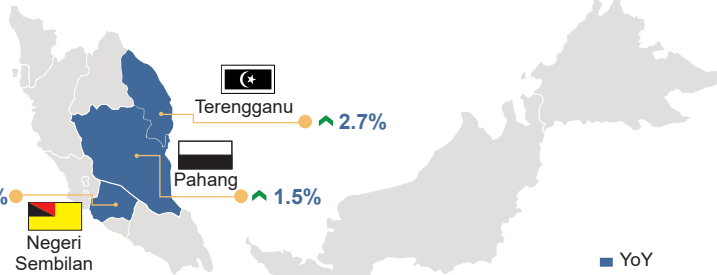
Kapasiti Penggunaan Industri Pembuatan - Bulanan



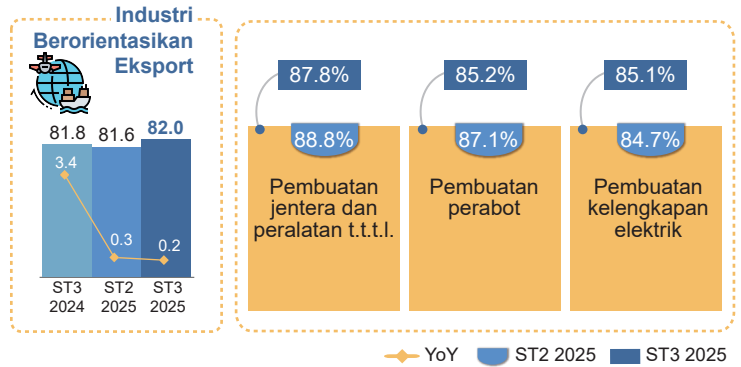
Kapasiti Penggunaan Industri Pembuatan mengikut Subsektor



3 Teratas Kapasiti Penggunaan mengikut Negeri



3 Teratas Kapasiti Penggunaan - Industri Berorientasikan Eksport dan Domestik



Kapasiti Penggunaan Industri Pembuatan mengikut Negeri



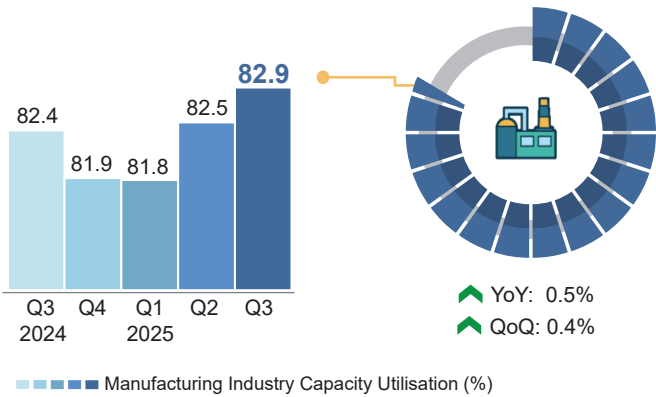
Melempi kadar kapasiti penggunaan nasional pada ST3 2025

Nota: * termasuk W.P. Putrajaya | W.P. - Wilayah Persekutuan | KL - Kuala Lumpur | ST - Suku Tahun | t.t.t.l - Tidak Terkelas di Tempat Lain

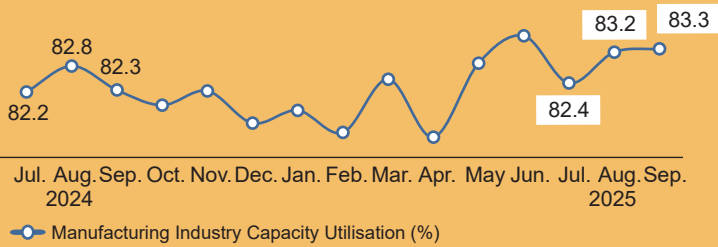


MANUFACTURING INDUSTRY CAPACITY UTILISATION STATISTICS, THIRD QUARTER 2025

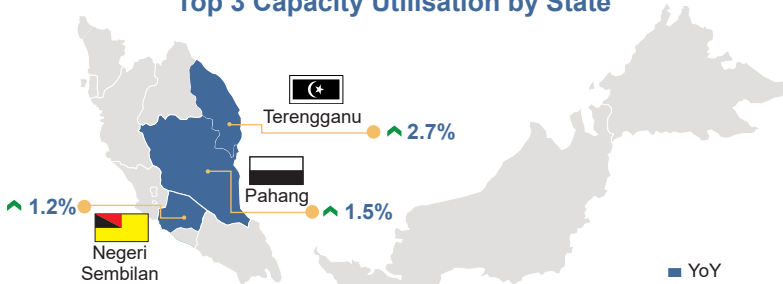
Manufacturing Industry Capacity Utilisation, Q3 2025



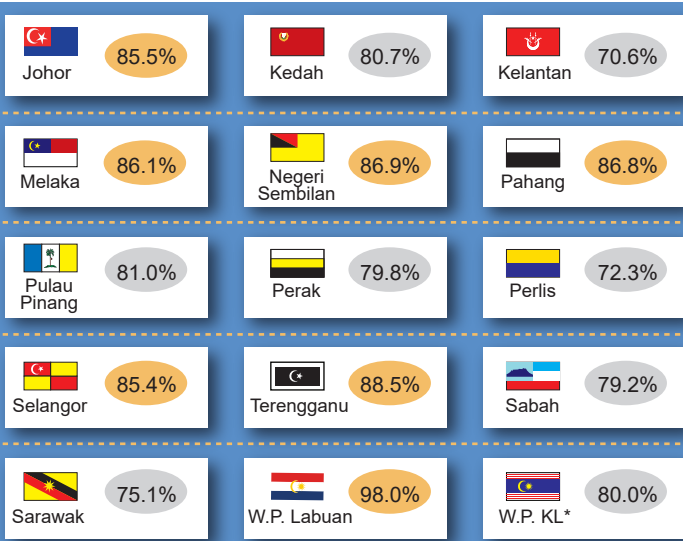
Manufacturing Industry Capacity Utilisation - Monthly



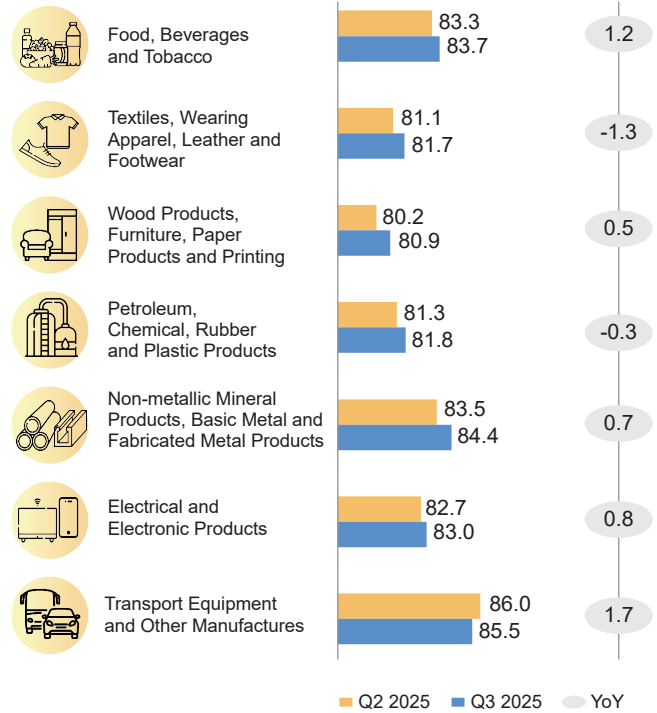
Top 3 Capacity Utilisation by State



Manufacturing Industry Capacity Utilisation by State

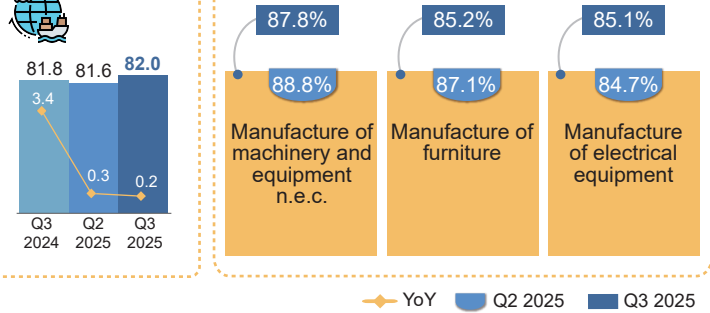


Manufacturing Industry Capacity Utilisation by Sub-sector

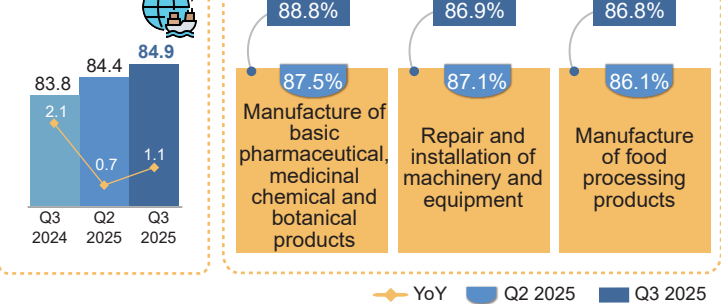


Top 3 Capacity Utilisation - Export-oriented and Domestic-oriented Industries

Export-oriented industries



Domestic-oriented industries



Notes: * includes W.P. Putrajaya | W.P. - Wilayah Persekutuan | KL - Kuala Lumpur | Q - Quarter | n.e.c - Not Elsewhere Classified



RINGKASAN PENEMUAN

1.0 Pengenalan

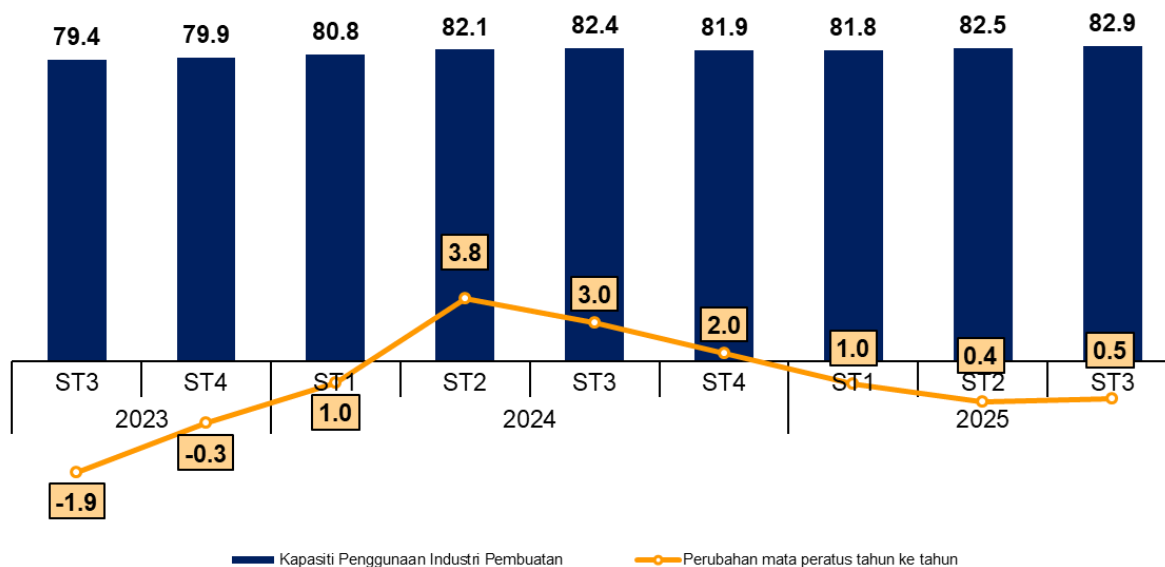
Penerbitan ini memaparkan statistik kapasiti penggunaan bagi industri Pembuatan yang diperoleh daripada Survei Pembuatan Bulanan yang dijalankan oleh Jabatan Perangkaan Malaysia. Statistik yang dilaporkan dalam penerbitan ini adalah daripada tempoh suku pertama 2023 hingga suku ketiga 2025 di peringkat nasional dan negeri. Selain itu, data tahunan dan bulanan turut dilaporkan dalam penerbitan ini.

Kapasiti penggunaan merujuk kepada nisbah output sebenar yang dihasilkan berbanding pengeluaran output pada kapasiti penuh melalui gabungan optimum mesin, bahan mentah dan buruh. Konsep yang digunakan dalam penerbitan ini adalah berpandukan kepada *International Recommendations for Industrial Statistics 2008, United Nations Statistics Division* manakala definisi Pembuatan adalah selari dengan Piawaian Klasifikasi Industri Malaysia (MSIC) 2008 Ver. 1.0.

2.0 Prestasi Kapasiti Penggunaan Industri Pembuatan di Malaysia

Kapasiti penggunaan industri Pembuatan adalah 82.9 peratus pada suku ketiga 2025, meningkat 0.5 mata peratus berbanding suku yang sama pada tahun sebelumnya (ST3 2024: 82.4%). Berbanding suku tahun sebelumnya, kapasiti penggunaan industri Pembuatan meningkat 0.4 mata peratus (ST2 2025: 82.5%) (**Paparan 1**).

Paparan 1 : Kapasiti Penggunaan Industri Pembuatan, ST3 2023 - ST3 2025



Pada Julai 2025, industri Pembuatan beroperasi pada 82.4 peratus, menunjukkan peningkatan 0.2 mata peratus berbanding tahun sebelumnya, sementara 83.2 peratus pada Ogos 2025 (+0.4 mata peratus); dan 83.3 peratus pada September 2025 (+1.0 mata peratus).

3.0 Kapasiti Penggunaan mengikut Subsektor Pembuatan

Pada suku ini, subsektor Kelengkapan pengangkutan & pembuatan lain mencatatkan kadar kapasiti penggunaan tertinggi iaitu 85.5 peratus; diikuti oleh Produk mineral bukan logam, logam asas & produk logam yang direka (84.4%); dan subsektor Makanan, minuman & tembakau (83.7%). Sebaliknya, kadar terendah direkodkan oleh subsektor Produk kayu, perabot, keluaran kertas & percetakan (80.9%) (**Paparan 2**).

Berbanding dengan suku tahun sebelum, subsektor yang mencatatkan kenaikan pada suku ketiga 2025 dengan peningkatan tertinggi dapat dilihat dalam Produk mineral bukan logam, logam asas & produk logam yang direka, meningkat sebanyak 0.9 mata peratus. Manakala, subsektor Kelengkapan pengangkutan & pembuatan lain merosot 0.5 mata peratus.

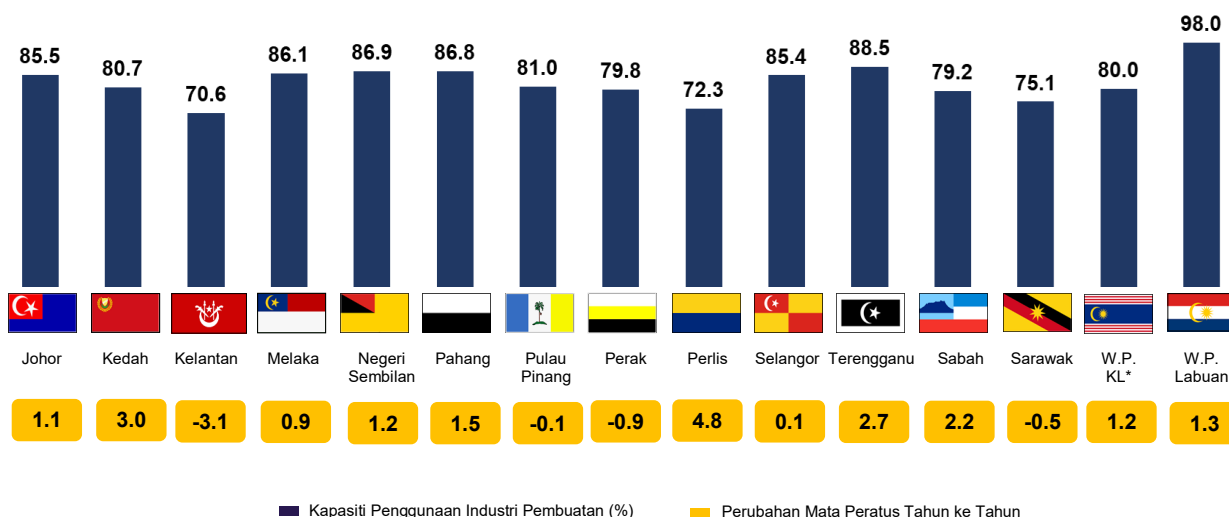
Paparan 2 : Kapasiti Penggunaan Industri Pembuatan mengikut Subsektor

ST3 2025	Kapasiti Penggunaan Industri Pembuatan (%)	Perubahan Mata Peratus Tahun ke Tahun	Perubahan Mata Peratus Suku Tahun ke Suku Tahun
Makanan, Minuman dan Tembakau	83.7	1.2	0.4
Tekstil, Pakaian, Kulit dan Kasut	81.7	-1.3	0.6
Produk Kayu, Perabot, Keluaran Kertas dan Percetakan	80.9	0.5	0.7
Petroleum, Kimia, Getah dan Plastik	81.8	-0.3	0.5
Produk Mineral Bukan Logam, Logam Asas dan Produk Logam yang direka	84.4	0.7	0.9
Produk elektrik dan elektronik	83.0	0.8	0.3
Kelengkapan pengangkutan dan pembuatan lain	85.5	1.7	-0.5

4.0 Kapasiti Penggunaan Industri Pembuatan mengikut Negeri

Tujuh negeri mempamerkan kadar kapasiti penggunaan melebihi paras kadar nasional pada suku ketiga 2025, iaitu WP Labuan (98.0%); Terengganu (88.5%); Negeri Sembilan (86.9%); Pahang (86.8%); Melaka (86.1%); Johor (85.5%); dan Selangor (85.4%). Manakala, kadar kapasiti penggunaan terendah dicatatkan oleh negeri Kelantan sebanyak 70.6 peratus berbanding suku yang sama tahun sebelumnya (**Paparan 3**).

Paparan 3: Kapasiti Penggunaan Industri Pembuatan mengikut Negeri



*Termasuk W.P. Putrajaya

5.0 Kapasiti Penggunaan dalam Industri Berorientasikan Eksport dan Domestik

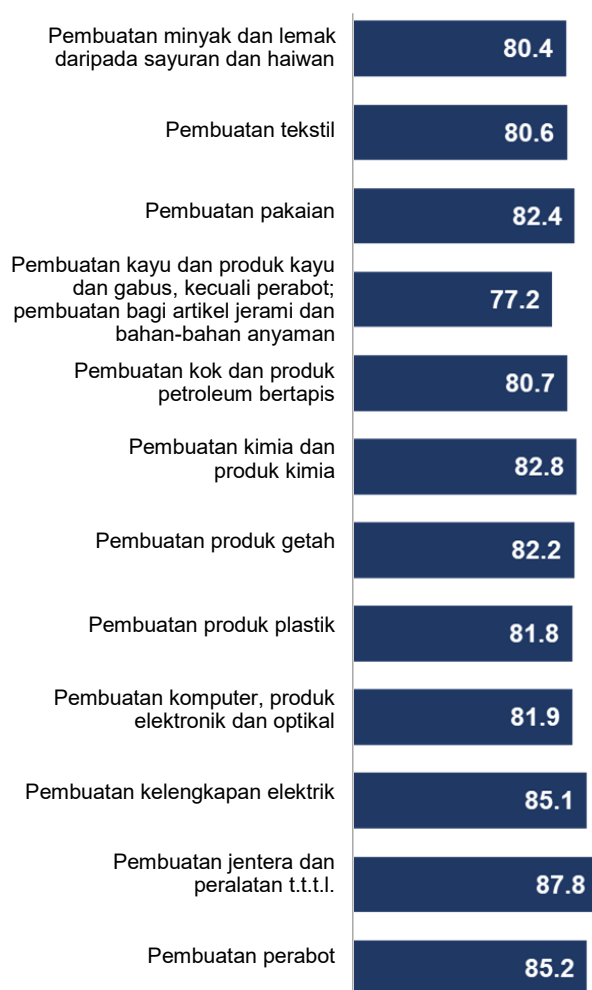
Kapasiti penggunaan bagi industri berorientasikan eksport bertumbuh 0.2 mata peratus kepada 82.0 peratus (ST3 2024: 81.8%) (**Paparan 4**). Kenaikan ini terutamanya disebabkan oleh peningkatan kadar kapasiti penggunaan dalam industri Pembuatan kelengkapan elektrik; dan Pembuatan perabot yang masing-masing meningkat sebanyak 2.4 mata peratus kepada 85.1 peratus dan naik 1.6 mata peratus kepada 85.2 peratus. Namun begitu, industri yang merekodkan kapasiti penggunaan di bawah 80 peratus iaitu Pembuatan kayu & produk kayu & gabus, kecuali perabot, pembuatan bagi artikel jerami & bahan-bahan anyaman (77.2%).

Selain itu, kapasiti penggunaan industri berorientasikan domestik meningkat 1.1 mata peratus kepada 84.9 peratus pada suku ketiga 2025 (**Paparan 5**). Kebanyakan industri dalam segmen ini mencatatkan kadar kapasiti penggunaan tertinggi terutamanya dalam industri Pembuatan produk farmaseutikal asas, kimia perubatan & botani (88.8%; +2.6 mata peratus); dan diikuti oleh Pembuatan produk prosesan makanan (86.8%; +1.7 mata peratus). Sementara itu, kadar kapasiti penggunaan terendah dicatatkan oleh industri Pembuatan kertas & produk kertas dengan 77.9 peratus.

Bagi perbandingan dengan suku tahun sebelum, industri berorientasikan eksport meningkat 0.4 mata peratus, sementara industri berorientasikan domestik menaik 0.5 mata peratus.

RINGKASAN PENEMUAN

Paparan 4: Kapasiti Penggunaan Industri Pembuatan Berorientasikan Eksport



Paparan 5: Kapasiti Penggunaan Industri Pembuatan Berorientasikan Domestik



6.0 Prestasi Indeks Pengeluaran Perindustrian (IPP)

Bagi suku tahun ketiga 2025, IPP meningkat sebanyak 4.9 peratus berbanding 2.0 peratus yang direkodkan pada suku tahun kedua 2025. Peningkatan ini disokong oleh sektor Pembuatan dengan pertumbuhan 4.0 peratus berbanding 3.9 peratus pada suku tahun sebelumnya. Selain itu, IPP bagi sektor Perlombongan melonjak 10.3 peratus (ST2 2025: -5.5%), diikuti oleh sektor Elektrik menaik 1.9 peratus (ST2 2025: 0.2%). Bagi perbandingan suku tahun ke suku tahun, IPP meningkat sebanyak 6.6 peratus.

SUMMARY FINDINGS

1.0 Introduction

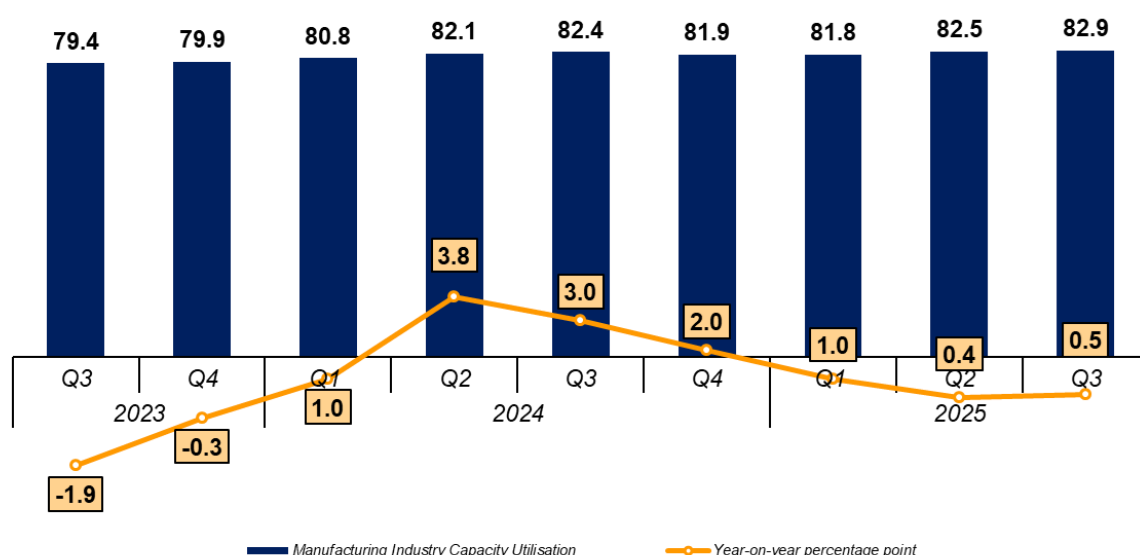
This publication presents statistics on capacity utilisation for Manufacturing industries acquired from the Monthly Manufacturing Survey conducted by the Department of Statistics, Malaysia. The statistics reported in this publication are from the period of the first quarter of 2023 to the third quarter of 2025 at the national and state level. In addition, annual and monthly data are also reported in this publication.

Capacity utilisation refers to a ratio of actual output produced to the production of output at full capacity through an optimal combination of machinery, raw materials and labour. The concept used in this publication is based on the International Recommendations for Industrial Statistics 2008, United Nations Statistics Division while the definition of Manufacturing is aligned with Malaysia Standard Industrial Classification (MSIC) 2008 Ver. 1.0.

2.0 Performance of Manufacturing Industry Capacity Utilisation in Malaysia

The capacity utilisation of the Manufacturing industry was 82.9 per cent in the third quarter of 2025, which increased by 0.5 percentage points compared to the same quarter of the preceding year (Q3 2024: 82.4%). In comparison with the previous quarter, the capacity utilisation of the Manufacturing industry increased by 0.4 percentage points (Q2 2025: 82.5%) (Figure 1).

Figure 1 : Manufacturing Industry Capacity Utilisation, Q3 2023 - Q3 2025



In July 2025, the Manufacturing industry operated at 82.4 per cent, marking an increase of 0.2 percentage points compared to the previous year, while 83.2 per cent in August 2025 (+0.4 percentage points); and 83.3 per cent in September 2025 (+1.0 percentage points).

SUMMARY FINDINGS

3.0 Capacity Utilisation by Manufacturing Sub-sector

In this quarter, the Transport equipment & other manufactures sub-sector posted the highest capacity utilisation rate at 85.5 per cent; followed by Non-metallic mineral products, basic metal & fabricated metal products sub-sector (84.4%); and Food, beverages & tobacco sub-sector (83.7%). In contrast, the lowest rate was recorded by the Wood products, furniture, paper products & printing sub-sector (80.9%) (**Figure 2**).

As compared to the preceding quarter, the sub-sectors that recorded an increase in the third quarter 2025 with the highest increment was observed in the Non-metallic mineral products, basic metal & fabricated metal products sub-sector, which increased by 0.9 percentage points. Whilst, Transport equipment & other manufactures sub-sector declined by 0.5 percentage points.

Figure 2: Manufacturing Industry Capacity Utilisation by Sub-sector

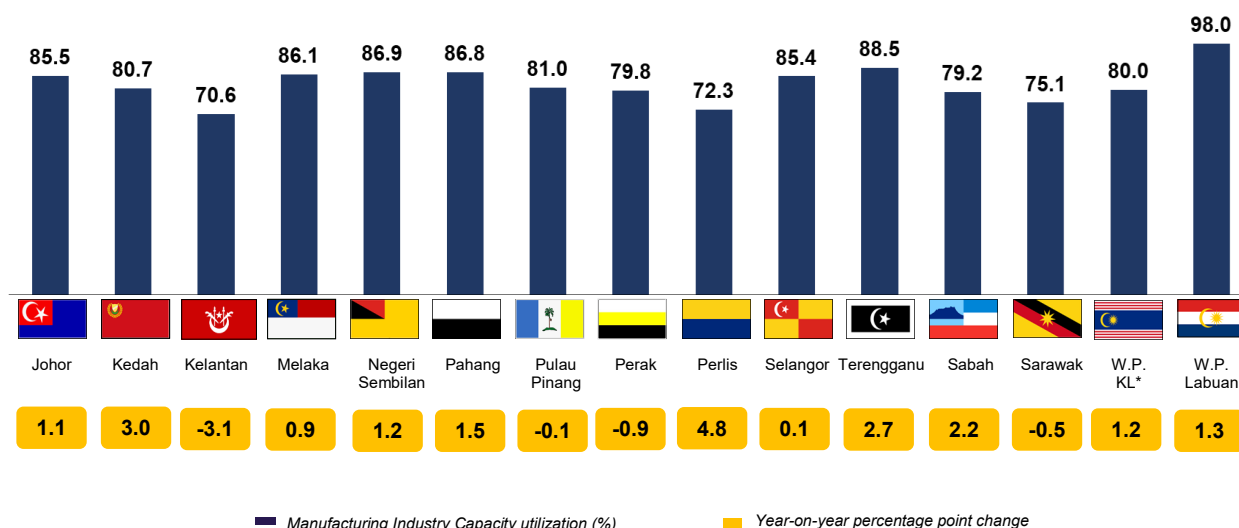
Q3 2025	Manufacturing Industry Capacity Utilisation (%)	Year-on-year Percentage Point Change	Quarter-on-Quarter Percentage Point Change
Food, Beverages and Tobacco	83.7	1.2	0.4
Textiles, Wearing Apparel, Leather Products and Footwear	81.7	-1.3	0.6
Wood Products, Furniture, Paper Products, Printing	80.9	0.5	0.7
Petroleum, Chemical, Rubber and Plastic Products	81.8	-0.3	0.5
Non-metallic Mineral Products, Basic Metal and Fabricated Metal Products	84.4	0.7	0.9
Electrical and Electronics Products	83.0	0.8	0.3
Transport Equipment and Other Manufactures	85.5	1.7	-0.5

4.0 Manufacturing Industry Capacity Utilisation by State

Seven states demonstrated capacity utilisation rates surpassing the national rate in the third quarter of 2025, namely WP Labuan (98.0%); Terengganu (88.5%); Negeri Sembilan (86.9%); Pahang (86.8%); Melaka (86.1%); Johor (85.5%); and Selangor (85.4%). Whereas, the lowest capacity utilisation rate posted by Kelantan with 70.6 per cent as compared to the same quarter last year (**Figure 3**).

SUMMARY FINDINGS

Figure 3: Manufacturing Industry Capacity Utilisation by State



*Includes W.P. Putrajaya

5.0 Capacity Utilisation in Export-Oriented and Domestic-Oriented Industries

The capacity utilisation in the export-oriented industries grew by 0.2 percentage points to 82.0 per cent (Q3 2024: 81.8%) (**Figure 4**). The growth was mainly attributed to the increase of capacity utilisation rate in the Manufacture of electrical equipment sub-sectors; and Manufacture of furniture sub-sectors, which rise by 2.4 percentage points to 85.1 per cent and up by 1.6 percentage points to 85.2 per cent respectively. Nonetheless, industries recorded the capacity utilisation below 80 per cent namely was the Manufacture of wood & products of wood & cork, except furniture, manufacture of articles of straw & plaiting materials (77.2%).

Furthermore, the capacity utilisation in the domestic-oriented industries increased by 1.1 percentage points to 84.9 per cent in third quarter of 2025 (**Figure 5**). Most of the industries in this segment posted the higher utilisation rates, particularly in the Manufacture of basic pharmaceuticals, medicinal chemical & botanical products (88.8%; +2.6 percentage points); and followed by the Manufacture of food processing products (86.8%; +1.7 percentage points). Meanwhile, the lowest capacity utilisation rate was posted by the Manufacture of paper and paper products industry with 77.9 per cent.

In comparison with the previous quarter, export-oriented industries rose by 0.4 percentage points, while domestic-oriented industries were turned upward by 0.5 percentage points.

SUMMARY FINDINGS

Figure 4: Manufacturing Industry Capacity Utilisation by Export-Oriented Industry

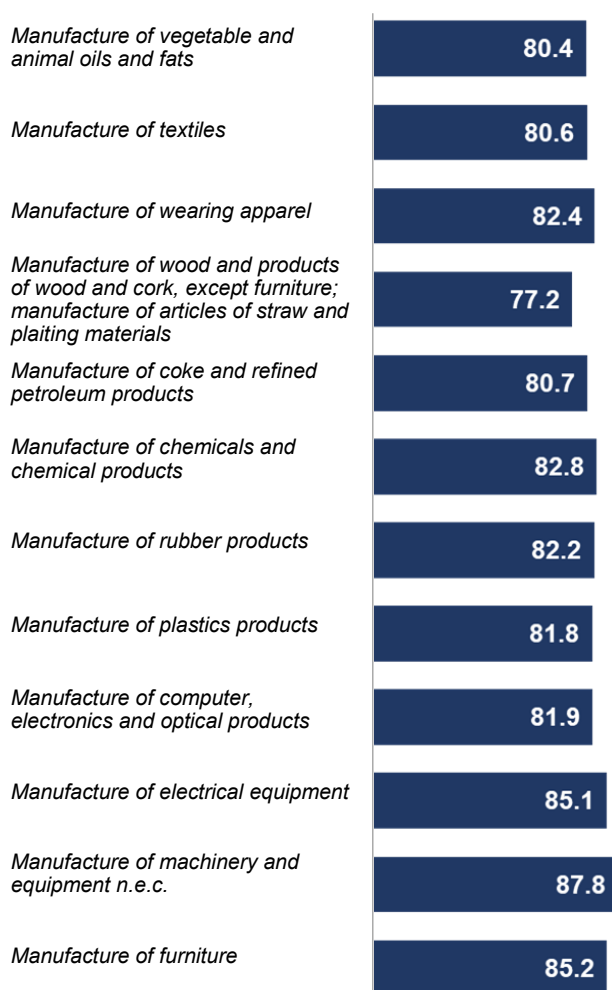
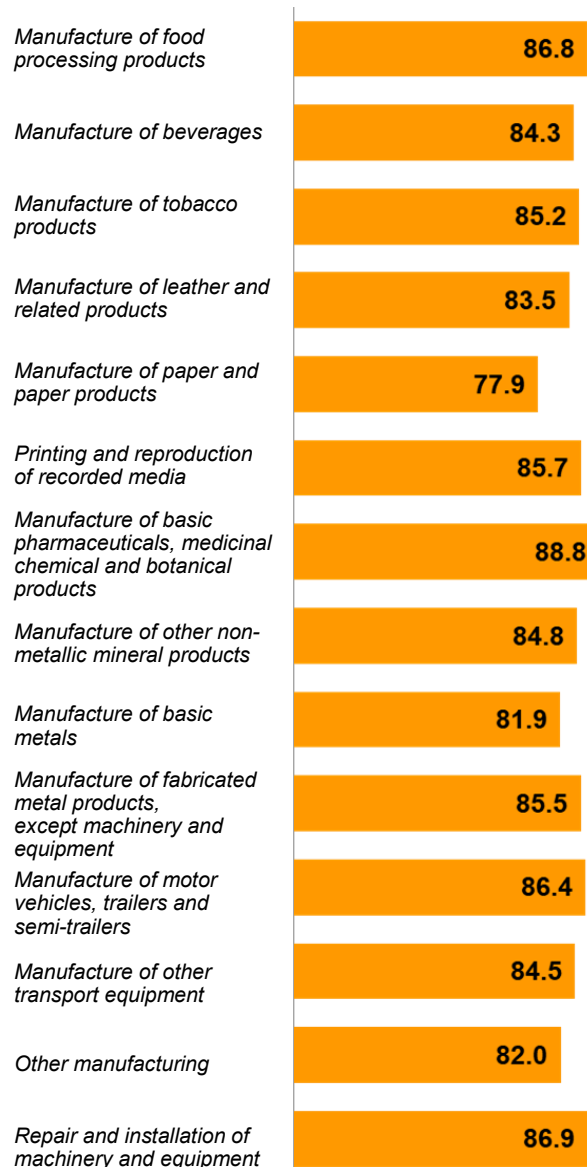


Figure 5: Manufacturing Industry Capacity Utilisation by Domestic-Oriented Industry



6.0 Performance of Industrial Production Index (IPI)

For the third quarter of 2025, the IPI increased by 4.9 per cent as against 2.0 per cent recorded in the second quarter of 2025. The increased was supported by the Manufacturing sector at 4.0 per cent growth, compared to 3.9 per cent in the preceeding quarter. Furthermore, the IPI for Mining sectors augmented by 10.3 per cent (Q2 2025: -5.5%), followed by the Electricity sector rise by 1.9 per cent (Q2 2025: 0.2%). On a quarter-on-quarter comparison, the IPI turn upward by 6.6 per cent.

Jadual Statistik

Statistical Tables

1.0

Kapasiti Penggunaan Industri Pembuatan mengikut Subsektor
Manufacturing Industry Capacity Utilisation by Sub-sector

2.0

Kapasiti Penggunaan Industri Pembuatan mengikut Kumpulan
Manufacturing Industry Capacity Utilisation by Group

3.0

Kapasiti Penggunaan Industri Pembuatan mengikut Industri Berorientasikan Eksport dan Industri Berorientasikan Domestik
Manufacturing Industry Capacity Utilisation by Export-Oriented Industry and Domestic-Oriented Industry

4.0

Kapasiti Penggunaan Industri Pembuatan mengikut Negeri
Manufacturing Industry Capacity Utilisation by State

5.0

Faktor Kapasiti Industri Pembuatan di Bawah Tahap Penggunaan - Peratus Sumbangan
Factors of Under-utilisation of Manufacturing Industry Capacity - Percentage Share

6.0

Kapasiti Penggunaan mengikut Negara Terpilih
Capacity Utilisation by Selected Country

7.0

Indeks Pengeluaran Perindustrian Sektor Pembuatan mengikut Kumpulan
Industrial Production Index of Manufacturing Sector by Group

Muka surat ini sengaja dibiarkan kosong
This page is deliberately left blank

Jadual 1: Kapasiti Penggunaan Industri Pembuatan mengikut Subsektor
Table 1: Manufacturing Industry Capacity Utilisation by Sub-sector

Keterangan Subsektor Sub-sector Description	2023	2024	2023				2024	
			Q1	Q2	Q3	Q4	Q1	Q2
1 Makanan, minuman dan tembakau <i>Food, beverages and tobacco</i>	78.9	80.8	78.6	76.5	80.1	80.4	78.2	80.5
10 Pembuatan produk makanan <i>Manufacture of food products</i>	78.1	79.9	77.6	75.2	79.8	79.6	76.8	79.4
11 Pembuatan minuman <i>Manufacture of beverages</i>	80.1	81.6	77.9	80.4	80.2	81.8	81.1	81.9
12 Pembuatan produk tembakau <i>Manufacture of tobacco products</i>	89.3	92.5	93.6	89.5	84.4	89.8	94.8	94.7
2 Tekstil, pakaian, kulit dan kasut <i>Textiles, wearing apparel, leather and footwear</i>	79.6	82.3	78.0	80.1	79.7	80.5	80.1	82.8
13 Pembuatan tekstil <i>Manufacture of textiles</i>	76.8	82.4	74.9	78.4	76.8	77.2	79.8	83.2
14 Pembuatan pakaian <i>Manufacture of wearing apparel</i>	81.4	81.7	78.5	81.7	82.2	83.3	78.8	82.0
15 Pembuatan produk kulit dan barangan berkaitan <i>Manufacture of leather and related products</i>	82.1	84.9	86.1	79.9	80.1	82.1	87.7	84.4
3 Produk kayu, perabot, keluaran kertas dan percetakan <i>Wood products, furniture, paper products and printing</i>	77.1	80.5	75.2	76.2	77.1	80.0	79.8	80.0
16 Pembuatan kayu dan produk kayu dan gabus, kecuali perabot; pembuatan bagi artikel jerami dan bahan-bahan anyaman <i>Manufacture of wood and products of wood and cork, except furniture; manufacture of articles of straw and plaiting materials</i>	70.4	75.1	68.4	69.0	71.8	72.4	72.4	74.8
17 Pembuatan kertas dan produk kertas <i>Manufacture of paper and paper products</i>	77.6	78.1	77.3	76.6	77.7	78.9	78.1	77.1
18 Percetakan dan penerbitan semula media rakaman <i>Printing and reproduction of recorded media</i>	83.2	85.2	81.5	83.2	83.4	84.8	84.1	85.0
31 Pembuatan perabot <i>Manufacture of furniture</i>	81.2	86.3	80.3	79.3	78.1	87.3	88.0	85.8
4 Petroleum, kimia, getah dan plastik <i>Petroleum, chemical, rubber and plastic</i>	78.4	81.9	80.8	77.1	77.8	77.9	82.2	81.9
19 Pembuatan kok dan produk petroleum bertapis <i>Manufacture of coke and refined petroleum products</i>	76.5	81.8	82.2	73.4	74.2	76.1	84.2	81.6
20 Pembuatan kimia dan produk kimia <i>Manufacture of chemicals and chemical products</i>	80.9	81.9	80.0	81.2	82.2	80.0	80.0	82.6
21 Pembuatan produk farmaseutikal asas, kimia perubatan dan botani <i>Manufacture of basic pharmaceuticals, medicinal chemical and botanical products</i>	83.0	85.2	82.8	82.7	83.3	83.2	85.2	85.6
22 Pembuatan produk getah dan plastik <i>Manufacture of rubber and plastics products</i>	78.6	81.7	78.9	78.4	78.7	78.5	81.0	81.3
5 Produk mineral bukan logam, logam asas dan produk logam yang direka <i>Non-metallic mineral products, basic metal and fabricated metal products</i>	80.8	83.4	78.9	79.3	81.5	83.2	82.9	82.3
23 Pembuatan produk galian bukan logam lain <i>Manufacture of other non-metallic mineral products</i>	81.7	85.3	77.4	80.5	83.4	85.7	85.5	83.6
24 Pembuatan logam asas <i>Manufacture of basic metals</i>	78.9	79.6	78.4	77.5	79.0	80.3	79.1	78.8
25 Pembuatan produk logam, kecuali mesin dan kelengkapan <i>Manufacture of fabricated metal products, except machinery and equipment</i>	81.3	84.3	80.6	79.7	81.7	83.1	83.2	83.7
6 Produk elektrik dan elektronik <i>Electrical and electronic products</i>	79.5	80.9	78.9	79.6	79.9	79.5	78.4	82.1
26 Pembuatan komputer, produk elektronik dan optikal <i>Manufacture of computer, electronics and optical products</i>	78.8	79.8	78.4	79.1	79.0	78.5	77.3	81.1
27 Pembuatan kelengkapan elektrik <i>Manufacture of electrical equipment</i>	80.4	82.1	81.0	78.0	81.5	81.0	80.8	82.4
28 Pembuatan jentera dan peralatan t.t.t.l. <i>Manufacture of machinery and equipment n.e.c.</i>	83.3	86.7	79.9	84.5	84.4	84.3	83.7	88.5
7 Kelengkapan pengangkutan dan pembuatan lain <i>Transport equipment and other manufactures</i>	82.1	84.2	84.0	80.7	81.4	82.2	85.1	86.0
29 Pembuatan kenderaan bermotor, treler dan semi treler <i>Manufacture of motor vehicles, trailers and semi-trailers</i>	82.8	84.6	86.1	82.1	81.6	81.3	86.1	88.3
30 Pembuatan kelengkapan pengangkutan lain <i>Manufacture of other transport equipment</i>	80.4	83.8	80.0	78.8	79.8	83.0	84.1	83.4
32 Pembuatan lain <i>Other manufacturing</i>	81.0	82.3	80.6	79.1	81.5	82.7	82.1	82.0
33 Pembaikan dan pemasangan jentera dan kelengkapan <i>Repair and installation of machinery and equipment</i>	82.1	84.9	82.8	78.9	82.4	84.5	84.8	83.6
Malaysia	79.4	81.8	79.8	78.3	79.4	79.9	80.8	82.1

Jadual 1: Kapasiti Penggunaan Industri Pembuatan mengikut Subsektor (samb.)

Table 1: Manufacturing Industry Capacity Utilisation by Sub-sector (cont.)

Keterangan Subsektor Sub-sector Description	2024		2025		2023			
	Q3	Q4	Q1	Q2	Q3	Jan.	Feb.	Mac
1 Makanan, minuman dan tembakau <i>Food, beverages and tobacco</i>	82.5	81.9	79.5	83.3	83.7	78.7	77.8	79.3
10 Pembuatan produk makanan <i>Manufacture of food products</i>	82.2	81.2	79.0	83.1	83.5	77.6	76.9	78.2
11 Pembuatan minuman <i>Manufacture of beverages</i>	80.6	82.7	83.0	83.9	84.3	79.0	77.3	77.3
12 Pembuatan produk tembakau <i>Manufacture of tobacco products</i>	88.4	92.0	96.7	85.3	85.2	92.7	91.5	96.8
2 Tekstil, pakaian, kulit dan kasut <i>Textiles, wearing apparel, leather and footwear</i>	83.0	83.4	82.6	81.1	81.7	76.9	75.4	81.8
13 Pembuatan tekstil <i>Manufacture of textiles</i>	83.3	83.5	83.6	80.0	80.6	69.9	75.7	79.0
14 Pembuatan pakaian <i>Manufacture of wearing apparel</i>	82.7	83.2	80.7	80.5	82.4	78.6	73.7	83.1
15 Pembuatan produk kulit dan barangan berkaitan <i>Manufacture of leather and related products</i>	83.1	84.3	87.9	88.6	83.5	91.0	83.1	84.2
3 Produk kayu, perabot, keluaran kertas dan percetakan <i>Wood products, furniture, paper products and printing</i>	80.4	81.8	81.0	80.2	80.9	73.9	75.3	76.5
16 Pembuatan kayu dan produk kayu dan gabus, kecuali perabot; pembuatan bagi artikel jerami dan bahan-bahan anyaman <i>Manufacture of wood and products of wood and cork, except furniture; manufacture of articles of straw and plaiting materials</i>	76.6	76.9	75.4	75.0	77.2	67.9	68.3	68.9
17 Pembuatan kertas dan produk kertas <i>Manufacture of paper and paper products</i>	78.4	79.0	77.9	75.9	77.9	74.6	77.3	79.9
18 Percetakan dan penerbitan semula media rakaman <i>Printing and reproduction of recorded media</i>	85.2	86.3	85.2	85.6	85.7	81.3	82.6	80.6
31 Pembuatan perabot <i>Manufacture of furniture</i>	83.6	87.8	88.4	87.1	85.2	78.4	79.7	82.7
4 Petroleum, kimia, getah dan plastik <i>Petroleum, chemical, rubber and plastic</i>	82.1	81.3	82.1	81.3	81.8	82.3	79.6	80.7
19 Pembuatan kok dan produk petroleum bertapis <i>Manufacture of coke and refined petroleum products</i>	80.0	81.4	82.4	80.5	80.7	85.9	79.4	81.4
20 Pembuatan kimia dan produk kimia <i>Manufacture of chemicals and chemical products</i>	84.4	80.7	81.4	82.5	82.8	79.7	80.4	79.9
21 Pembuatan produk farmaseutikal asas, kimia perubatan dan botani <i>Manufacture of basic pharmaceuticals, medicinal chemical and botanical products</i>	86.2	83.9	86.9	87.5	88.8	79.6	85.8	83.1
22 Pembuatan produk getah dan plastik <i>Manufacture of rubber and plastics products</i>	82.8	81.7	81.8	80.8	82.0	78.4	78.3	80.0
5 Produk mineral bukan logam, logam asas dan produk logam yang direka <i>Non-metallic mineral products, basic metal and fabricated metal products</i>	83.7	84.7	85.2	83.5	84.4	76.1	79.2	81.5
23 Pembuatan produk galian bukan logam lain <i>Manufacture of other non-metallic mineral products</i>	85.7	86.6	87.3	83.8	84.8	73.3	78.4	80.4
24 Pembuatan logam asas <i>Manufacture of basic metals</i>	79.7	80.6	80.3	80.9	81.9	73.9	78.7	82.5
25 Pembuatan produk logam, kecuali mesin dan kelengkapan <i>Manufacture of fabricated metal products, except machinery and equipment</i>	84.6	85.7	86.6	85.0	85.5	80.0	80.2	81.6
6 Produk elektrik dan elektronik <i>Electrical and electronic products</i>	82.2	80.9	80.5	82.7	83.0	78.0	78.5	80.0
26 Pembuatan komputer, produk elektronik dan optikal <i>Manufacture of computer, electronics and optical products</i>	81.3	79.7	79.2	81.4	81.9	77.9	78.2	79.3
27 Pembuatan kelengkapan elektrik <i>Manufacture of electrical equipment</i>	82.7	82.4	83.6	84.7	85.1	79.3	81.1	82.4
28 Pembuatan jentera dan peralatan t.t.t.l. <i>Manufacture of machinery and equipment n.e.c.</i>	87.7	86.9	85.9	88.8	87.8	77.6	78.6	83.5
7 Kelengkapan pengangkutan dan pembuatan lain <i>Transport equipment and other manufactures</i>	83.8	82.0	83.8	86.0	85.5	82.3	83.6	86.1
29 Pembuatan kenderaan bermotor, treler dan semi treler <i>Manufacture of motor vehicles, trailers and semi-trailers</i>	84.1	79.9	82.9	88.2	86.4	83.4	85.9	89.0
30 Pembuatan kelengkapan pengangkutan lain <i>Manufacture of other transport equipment</i>	83.7	84.2	83.1	81.3	84.5	79.6	79.9	80.3
32 Pembuatan lain <i>Other manufacturing</i>	81.9	83.2	84.9	82.2	82.0	80.2	78.8	82.7
33 Pembaikan dan pemasangan jentera dan kelengkapan <i>Repair and installation of machinery and equipment</i>	84.8	86.4	87.3	87.1	86.9	82.5	81.9	83.9
Malaysia	82.4	81.9	81.8	82.5	82.9	79.3	79.2	80.8

2024																		
Apr.	Mei	Jun	Jul.	Ogo.	Sep.	Okt.	Nov.	Dis.	Jan.	Feb.	Mac	Apr.	Mei	Jun	Jul.	Ogo.	Sep.	Okt.
74.2	78.5	76.8	78.5	79.6	82.2	81.1	80.6	79.6	79.1	77.0	78.6	78.5	81.8	81.2	82.1	82.4	82.9	82.5
72.5	77.1	76.2	78.2	79.4	81.8	80.5	79.8	78.6	77.9	75.5	77.0	76.9	80.6	80.6	81.9	82.2	82.6	82.1
78.3	82.9	80.0	80.1	80.2	80.5	80.6	82.1	82.8	81.5	80.0	81.9	82.6	83.0	80.0	79.9	80.6	81.3	81.1
93.4	92.8	82.3	82.0	81.7	89.4	89.7	90.1	89.7	93.0	94.4	96.9	95.5	96.5	92.0	88.3	87.3	89.6	90.6
79.0	79.9	81.4	79.0	79.7	80.3	80.7	81.0	79.8	79.3	77.1	83.9	81.5	83.2	83.6	82.4	82.9	83.7	83.8
76.8	78.1	80.2	76.6	77.0	76.9	77.1	77.3	77.1	77.2	80.1	82.1	80.0	84.2	85.3	82.5	83.2	84.1	83.5
81.6	81.4	82.2	81.1	82.4	83.1	84.0	84.4	81.5	78.7	72.9	84.6	82.3	81.8	82.0	82.4	82.6	83.2	84.2
75.7	80.4	83.6	79.1	79.2	81.9	80.7	81.1	84.6	91.2	83.7	88.2	84.4	85.0	83.9	81.9	82.9	84.5	83.0
75.8	76.7	76.1	76.0	77.5	77.9	79.4	80.1	80.4	79.9	79.1	80.3	78.9	80.4	80.6	80.4	80.3	80.5	81.2
67.7	70.4	68.9	69.9	72.8	72.8	72.4	72.5	72.2	71.2	71.9	73.9	70.7	76.6	77.1	77.4	76.0	76.3	77.2
76.6	75.6	77.6	77.0	77.4	78.6	78.5	79.4	79.0	78.9	78.1	77.3	77.3	75.9	78.0	78.2	78.4	78.5	78.0
82.7	83.8	83.2	82.9	83.4	83.9	83.5	84.5	86.3	84.1	83.8	84.3	85.6	85.2	84.3	84.9	85.1	85.6	84.9
79.8	80.2	78.0	77.2	78.5	78.6	86.1	87.5	88.2	89.0	86.2	88.9	86.3	86.4	84.8	82.8	84.2	83.9	86.8
75.7	77.6	78.0	77.8	78.4	77.2	78.6	77.5	77.7	82.6	81.3	82.8	80.3	81.7	83.6	82.5	82.5	81.3	81.3
72.8	73.5	74.0	74.4	74.6	73.5	77.1	75.9	75.3	84.4	84.0	84.3	80.2	81.4	83.1	80.2	79.9	79.8	81.0
79.3	82.0	82.4	82.3	83.1	81.1	80.8	79.2	80.1	80.2	77.9	81.8	80.7	82.4	84.6	84.5	85.5	83.3	81.3
82.2	84.2	81.6	81.2	83.5	85.1	82.6	82.5	84.5	83.6	86.1	86.1	84.8	84.7	87.2	87.9	85.3	85.5	83.5
76.3	79.4	79.7	78.4	79.1	78.7	78.4	78.2	78.9	82.2	79.8	81.0	79.7	81.1	83.1	83.7	83.5	81.1	81.7
78.7	79.6	80.3	80.0	81.9	82.6	82.9	83.5	83.2	83.3	82.1	83.3	82.0	81.9	83.2	82.8	83.9	84.4	84.5
80.4	79.5	81.7	81.4	83.8	84.8	85.1	85.9	86.0	86.3	84.9	85.4	84.2	82.6	83.9	85.4	85.8	86.0	86.7
78.5	77.9	77.3	76.9	79.6	80.5	80.1	81.3	79.6	78.6	79.4	79.4	79.2	78.7	78.4	78.6	80.0	80.6	80.4
77.4	80.7	81.1	80.9	81.9	82.3	82.9	83.0	83.4	83.9	81.7	84.1	82.0	83.3	85.7	83.5	84.8	85.6	85.4
77.6	80.3	81.0	78.6	79.7	81.4	80.5	80.4	77.6	77.4	77.3	80.6	78.5	83.4	84.2	81.4	82.6	82.6	81.0
77.0	79.6	80.8	77.9	78.3	80.7	79.7	79.5	76.4	76.2	76.1	79.5	76.7	82.8	83.6	80.2	81.8	82.0	80.0
74.9	78.9	80.1	79.2	82.5	82.9	82.6	82.4	78.0	79.9	79.5	83.1	81.4	82.8	83.1	82.5	82.7	83.0	82.9
84.0	85.9	83.6	82.7	86.1	84.4	83.4	84.9	84.6	82.6	82.9	85.6	87.5	88.5	89.5	88.2	88.4	86.4	85.8
76.5	84.0	81.5	80.8	81.7	81.6	82.1	82.7	81.9	86.6	84.4	84.2	86.5	88.1	83.4	84.5	85.7	81.3	82.0
74.8	88.6	82.9	81.2	82.7	81.0	81.3	81.6	81.1	88.5	85.9	83.9	89.5	92.0	83.4	85.4	87.5	79.3	80.0
80.2	76.6	79.6	77.8	79.4	82.2	82.1	83.4	83.4	84.9	82.8	84.4	82.8	83.8	83.7	82.8	83.7	84.5	83.7
76.7	81.5	79.1	81.2	81.1	82.3	82.7	83.0	82.4	83.0	80.3	82.9	81.3	83.0	81.7	82.1	81.3	82.4	82.8
78.0	77.9	80.8	82.9	81.7	82.7	85.1	85.8	82.4	84.1	84.0	86.4	83.9	82.2	84.6	85.2	84.8	84.5	87.2
76.5	79.2	79.2	78.6	79.6	80.1	80.4	80.1	79.2	80.9	79.8	81.7	80.3	82.7	83.2	82.2	82.8	82.3	81.9

Jadual 1: Kapasiti Penggunaan Industri Pembuatan mengikut Subsektor (samb.)

Table 1: Manufacturing Industry Capacity Utilisation by Sub-sector (cont.)

Keterangan Subsektor Sub-sector Description	2024		2025								
	Nov.	Dis.	Jan.	Feb.	Mac	Apr.	Mei	Jun	Jul.	Ogo.	Sep.
1 Makanan, minuman dan tembakau <i>Food, beverages and tobacco</i>	82.0	81.3	80.1	78.8	79.6	81.6	83.7	84.5	83.8	82.6	84.7
10 Pembuatan produk makanan <i>Manufacture of food products</i>	81.1	80.3	79.6	78.3	79.1	81.2	83.3	84.7	83.9	82.6	84.2
11 Pembuatan minuman <i>Manufacture of beverages</i>	83.2	84.0	83.2	82.3	83.5	83.7	85.5	82.6	83.9	84.4	84.5
12 Pembuatan produk tembakau <i>Manufacture of tobacco products</i>	92.7	92.5	96.2	97.4	96.6	83.8	87.5	84.7	82.6	80.4	92.7
2 Tekstil, pakaian, kulit dan kasut <i>Textiles, wearing apparel, leather and footwear</i>	84.2	82.3	82.1	82.1	83.7	81.1	81.3	80.9	81.1	81.5	82.7
13 Pembuatan tekstil <i>Manufacture of textiles</i>	84.1	82.8	82.9	83.4	84.4	79.5	80.1	80.5	80.1	80.2	81.5
14 Pembuatan pakaian <i>Manufacture of wearing apparel</i>	84.3	81.1	80.1	79.9	82.0	80.9	80.6	80.1	81.5	82.3	83.5
15 Pembuatan produk kulit dan barangan berkaitan <i>Manufacture of leather and related products</i>	84.4	85.6	87.9	87.1	88.8	88.7	90.0	87.0	83.0	83.7	83.8
3 Produk kayu, perabot, keluaran kertas dan percetakan <i>Wood products, furniture, paper products and printing</i>	82.1	82.2	80.8	80.9	81.1	79.6	80.7	80.2	80.7	81.0	81.1
16 Pembuatan kayu dan produk kayu dan gabus, kecuali perabot; pembuatan bagi artikel jerami dan bahan-bahan anyaman <i>Manufacture of wood and products of wood and cork, except furniture; manufacture of articles of straw and plaiting materials</i>	77.1	76.3	74.2	75.7	76.1	73.2	76.8	75.0	77.7	76.9	77.1
17 Pembuatan kertas dan produk kertas <i>Manufacture of paper and paper products</i>	79.8	79.2	78.4	78.5	76.8	76.2	75.5	76.1	77.0	78.2	78.4
18 Percetakan dan penerbitan semula media rakaman <i>Printing and reproduction of recorded media</i>	86.3	87.8	85.4	85.2	85.0	85.7	85.9	85.3	84.0	86.5	86.6
31 Pembuatan perabot <i>Manufacture of furniture</i>	87.8	88.7	88.8	87.1	89.3	86.8	87.3	87.2	85.7	85.0	84.7
4 Petroleum, kimia, getah dan plastik <i>Petroleum, chemical, rubber and plastic</i>	81.4	81.3	83.2	81.2	81.8	79.5	81.3	83.1	83.4	81.6	80.4
19 Pembuatan kok dan produk petroleum bertapis <i>Manufacture of coke and refined petroleum products</i>	82.0	81.4	84.5	81.1	81.7	78.1	80.8	82.7	83.4	79.4	79.3
20 Pembuatan kimia dan produk kimia <i>Manufacture of chemicals and chemical products</i>	80.2	80.7	81.1	81.0	82.0	80.8	82.3	84.3	82.9	83.3	82.3
21 Pembuatan produk farmaseutikal asas, kimia perubatan dan botani <i>Manufacture of basic pharmaceuticals, medicinal chemical and botanical products</i>	82.9	85.3	85.2	87.8	87.6	87.2	87.0	88.3	88.4	88.7	89.5
22 Pembuatan produk getah dan plastik <i>Manufacture of rubber and plastics products</i>	81.6	81.8	83.1	81.2	81.2	79.7	80.6	82.0	83.6	83.2	79.3
5 Produk mineral bukan logam, logam asas dan produk logam yang direka <i>Non-metallic mineral products, basic metal and fabricated metal products</i>	84.8	84.7	84.5	84.9	86.1	83.8	82.7	84.2	83.9	84.9	84.3
23 Pembuatan produk galian bukan logam lain <i>Manufacture of other non-metallic mineral products</i>	86.4	86.7	86.6	86.5	88.9	84.3	82.7	84.5	85.5	86.2	82.9
24 Pembuatan logam asas <i>Manufacture of basic metals</i>	81.5	80.0	78.8	80.6	81.4	82.0	79.9	80.8	81.5	81.7	82.5
25 Pembuatan produk logam, kecuali mesin dan kelengkapan <i>Manufacture of fabricated metal products, except machinery and equipment</i>	85.6	86.2	86.4	86.3	86.9	84.5	84.4	86.1	84.1	86.0	86.5
6 Produk elektrik dan elektronik <i>Electrical and electronic products</i>	82.0	79.7	79.0	79.7	82.8	80.2	83.6	84.2	79.3	84.1	85.4
26 Pembuatan komputer, produk elektronik dan optikal <i>Manufacture of computer, electronics and optical products</i>	81.1	78.2	77.5	78.1	82.1	78.7	82.5	83.0	77.1	83.6	85.0
27 Pembuatan kelengkapan elektrik <i>Manufacture of electrical equipment</i>	82.6	81.6	82.9	83.7	84.3	82.7	85.4	86.1	84.9	84.1	86.4
28 Pembuatan jentera dan peralatan t.t.t.l. <i>Manufacture of machinery and equipment n.e.c.</i>	87.6	87.3	84.9	86.5	86.3	87.7	88.8	89.9	88.3	87.6	87.4
7 Kelengkapan pengangkutan dan pembuatan lain <i>Transport equipment and other manufactures</i>	82.1	81.8	84.2	83.6	83.5	86.1	87.6	84.2	86.1	85.9	84.6
29 Pembuatan kenderaan bermotor, treler dan semi treler <i>Manufacture of motor vehicles, trailers and semi-trailers</i>	79.8	80.0	83.4	83.3	82.0	90.3	90.4	83.8	88.7	86.7	83.7
30 Pembuatan kelengkapan pengangkutan lain <i>Manufacture of other transport equipment</i>	84.9	84.0	83.4	82.0	83.8	75.7	84.2	83.9	78.4	87.1	87.9
32 Pembuatan lain <i>Other manufacturing</i>	83.6	83.1	85.7	83.8	85.3	82.7	82.8	81.1	82.6	80.4	83.0
33 Pembaikan dan pemasangan jentera dan kelengkapan <i>Repair and installation of machinery and equipment</i>	86.8	85.1	87.2	87.1	87.6	86.5	85.3	89.4	89.5	85.7	85.5
Malaysia	82.2	81.4	81.8	81.2	82.5	81.1	82.9	83.6	82.4	83.2	83.3

Jadual 2: Kapasiti Penggunaan Industri Pembuatan mengikut Kumpulan

Table 2: Manufacturing Industry Capacity Utilisation by Group

Kod Kumpulan Group Code	Keterangan Kumpulan Group Description	2023	2024	2023				2024	
				Q1	Q2	Q3	Q4	Q1	Q2
101	Pemprosesan dan pengawetan daging <i>Processing and preserving of meat</i>	88.8	91.6	85.8	87.8	91.9	89.7	89.3	92.6
102	Pemprosesan dan pengawetan ikan, krustasea dan moluska <i>Processing and preserving of fish, crustaceans and molluscs</i>	77.9	83.5	75.2	77.7	79.9	78.6	79.3	82.5
103	Pemprosesan dan pengawetan buah-buahan dan sayur-sayuran <i>Processing and preserving of fruits and vegetable</i>	80.0	84.9	79.5	78.4	79.8	82.4	85.6	82.9
104	Pembuatan minyak dan lemak daripada sayuran dan haiwan <i>Manufacture of vegetable and animal oils and fats</i>	72.3	75.7	65.9	70.1	76.6	76.4	70.5	75.4
105	Pembuatan produk tenusu <i>Manufacture of dairy products</i>	79.2	81.7	76.0	77.4	82.2	81.4	78.2	80.2
106	Pembuatan produk bijian, kanji dan produk berkanji <i>Manufacture of grain mill products, starches and starch products</i>	74.6	79.7	75.3	70.2	75.0	77.8	80.3	78.5
107	Pembuatan produk makanan lain <i>Manufacture of other food products</i>	84.0	84.5	87.9	81.3	83.3	83.6	85.4	83.6
108	Pembuatan makanan haiwan tersedia <i>Manufacture of prepared animal feeds</i>	81.8	82.3	79.9	82.2	82.9	82.2	78.5	82.8
110	Pembuatan minuman ringan <i>Manufacture of beverages</i>	80.1	81.6	77.9	80.4	80.2	81.8	81.1	81.9
120	Pembuatan produk tembakau <i>Manufacture of tobacco products</i>	89.3	92.5	93.6	89.5	84.4	89.8	94.8	94.7
131	Pemintalan, penenunan dan penyiapan tekstil <i>Spinning, weaving and finishing of textiles</i>	71.2	80.1	63.4	74.9	73.1	73.5	76.9	80.7
139	Pembuatan tekstil lain <i>Manufacture of other textiles</i>	86.9	88.2	87.5	87.2	86.4	86.6	86.9	89.2
141	Pembuatan pakaian, kecuali pakaian berbulu <i>Manufacture of wearing apparel, except fur apparel</i>	81.3	81.7	77.9	81.8	82.3	83.4	78.7	82.0
142 & 143	Pembuatan artikel daripada kulit bulu dan pakaian yang dikait dan dikrusye <i>Manufacture of articles of fur, knitted and crocheted apparel</i>	78.8	82.8	77.8	77.8	78.2	81.4	81.2	82.4
151	Penyamakan dan pembersihan kulit, pembuatan bagasi, beg tangan, pelana dan abah-abah pembersihan dan pewarnaan bulu <i>Tanning and dressing of leather; manufacture of luggage, handbags, saddlery and harness; dressing and dyeing of fur</i>	83.1	88.2	95.0	80.6	78.8	78.0	88.8	87.9
152	Pembuatan kasut <i>Manufacture of footwear</i>	81.0	83.2	78.9	79.5	80.9	84.8	87.1	82.7
161	Pengilangan dan pengetaman kayu <i>Sawmilling and planing of wood</i>	76.1	77.7	75.1	78.2	76.0	75.1	78.1	78.4
162	Pembuatan produk daripada kayu, gabus, jerami dan bahan jalinan lain <i>Manufacture of products of wood, cork, straw and plaiting materials</i>	68.5	74.3	66.1	66.0	70.5	71.5	70.5	73.6
170	Pembuatan kertas dan produk kertas <i>Manufacture of paper and paper products</i>	77.6	78.1	77.3	76.6	77.7	78.9	78.1	77.1
181 & 182	Percetakan dan aktiviti perkhidmatan berkaitan percetakan dan penerbitan semula media rakaman <i>Printing and service activities related to printing & reproduction of recorded media</i>	82.7	85.2	79.4	83.2	83.4	84.8	84.1	85.0
192	Pembuatan produk petroleum bertapis <i>Manufacture of refined petroleum products</i>	76.5	81.8	82.2	73.4	74.2	76.1	84.2	81.6
201	Pembuatan kimia asas, baja dan sebatian nitrogen, plastik dan getah sintetik dalam bentuk primer <i>Manufacture of basic chemicals, fertilizer and nitrogen compounds, plastics and synthetic rubber in primary forms</i>	81.4	81.5	80.4	82.5	82.9	80.0	79.4	82.4
202 & 203	Pembuatan produk kimia lain dan serat buatan manusia <i>Manufacture of other chemical products and man-made fibres</i>	76.7	83.6	70.2	77.0	79.7	80.0	82.1	83.1
210	Pembuatan produk farmaseutikal, kimia perubatan dan botani <i>Manufacture of pharmaceuticals, medicinal chemical and botanical products</i>	83.0	85.2	82.8	82.7	83.3	83.2	85.2	85.6
221	Pembuatan produk getah <i>Manufacture of rubber products</i>	77.5	82.5	77.5	78.2	77.9	76.6	82.5	81.9
222	Pembuatan produk plastik <i>Manufacture of plastics products</i>	79.8	80.9	80.4	78.6	79.6	80.4	79.6	80.7

Jadual 2: Kapasiti Penggunaan Industri Pembuatan mengikut Kumpulan (samb.)

Table 2: Manufacturing Industry Capacity Utilisation by Group (cont.)

Kod Kumpulan Group Code	Keterangan Kumpulan Group Description	2024		2025		2023			
		Q3	Q4	Q1	Q2	Q3	Jan.	Feb.	Mac
101	Pemprosesan dan pengawetan daging <i>Processing and preserving of meat</i>	93.1	91.3	89.2	92.8	89.9	85.2	86.0	86.1
102	Pemprosesan dan pengawetan ikan, krustasea dan moluska <i>Processing and preserving of fish, crustaceans and molluscs</i>	86.4	85.8	84.5	82.9	82.9	77.7	73.4	74.7
103	Pemprosesan dan pengawetan buah-buahan dan sayur-sayuran <i>Processing and preserving of fruits and vegetable</i>	86.0	85.2	79.2	83.9	83.1	72.9	83.9	81.5
104	Pembuatan minyak dan lemak daripada sayuran dan haiwan <i>Manufacture of vegetable and animal oils and fats</i>	79.4	77.6	72.8	80.1	80.4	64.8	67.3	65.7
105	Pembuatan produk tenusu <i>Manufacture of dairy products</i>	82.9	85.6	88.6	89.6	92.5	72.9	76.7	78.3
106	Pembuatan produk bijian, kanji dan produk berkanji <i>Manufacture of grain mill products, starches and starch products</i>	80.1	80.0	80.0	78.8	80.0	76.6	75.2	74.0
107	Pembuatan produk makanan lain <i>Manufacture of other food products</i>	84.9	84.0	84.8	85.0	85.9	88.8	85.1	89.7
108	Pembuatan makanan haiwan tersedia <i>Manufacture of prepared animal feeds</i>	83.9	84.1	85.2	87.5	87.9	82.5	78.8	78.5
110	Pembuatan minuman ringan <i>Manufacture of beverages</i>	80.6	82.7	83.0	83.9	84.3	79.0	77.3	77.3
120	Pembuatan produk tembakau <i>Manufacture of tobacco products</i>	88.4	92.0	96.7	85.3	85.2	92.7	91.5	96.8
131	Pemintalan, penenunan dan penyiapan tekstil <i>Spinning, weaving and finishing of textiles</i>	81.0	81.6	82.0	77.7	78.1	58.3	65.5	66.5
139	Pembuatan tekstil lain <i>Manufacture of other textiles</i>	88.8	88.0	87.4	86.0	86.9	82.4	86.8	93.1
141	Pembuatan pakaian, kecuali pakaian berbulu <i>Manufacture of wearing apparel, except fur apparel</i>	82.6	83.2	80.4	80.2	82.2	77.9	72.8	82.9
142 & 143	Pembuatan artikel daripada kulit bulu dan pakaian yang dikait dan dikrusye <i>Manufacture of articles of fur, knitted and crocheted apparel</i>	86.3	81.4	97.8	96.7	97.6	85.9	74.1	73.4
151	Penyamakan dan pembersihan kulit, pembuatan bagasi, beg tangan, pelana dan abah-abah pembersihan dan pewarnaan bulu <i>Tanning and dressing of leather; manufacture of luggage, handbags, saddlery and harness; dressing and dyeing of fur</i>	90.0	86.2	88.5	91.0	85.7	97.0	93.8	94.1
152	Pembuatan kasut <i>Manufacture of footwear</i>	79.6	83.3	87.6	86.9	82.4	86.1	74.5	76.1
161	Pengilangan dan pengetaman kayu <i>Sawmilling and planing of wood</i>	77.8	76.6	76.0	78.1	80.6	73.7	76.0	75.6
162	Pembuatan produk daripada kayu, gabus, jerami dan bahan jalinan lain <i>Manufacture of products of wood, cork, straw and plaiting materials</i>	76.1	76.9	75.2	74.0	76.2	65.9	65.8	66.6
170	Pembuatan kertas dan produk kertas <i>Manufacture of paper and paper products</i>	78.4	79.0	77.9	75.9	77.9	74.6	77.3	79.9
181 & 182	Percetakan dan aktiviti perkhidmatan berkaitan percetakan dan penerbitan semula media rakaman <i>Printing and service activities related to printing & reproduction of recorded media</i>	85.2	86.3	85.2	85.6	85.7	78.2	79.8	80.3
192	Pembuatan produk petroleum bertapis <i>Manufacture of refined petroleum products</i>	80.0	81.4	82.4	80.5	80.7	85.9	79.4	81.4
201	Pembuatan kimia asas, baja dan sebatian nitrogen, plastik dan getah sintetik dalam bentuk primer <i>Manufacture of basic chemicals, fertilizer and nitrogen compounds, plastics and synthetic rubber in primary forms</i>	84.1	80.0	80.5	82.2	82.6	80.3	81.0	79.8
202 & 203	Pembuatan produk kimia lain dan serat buatan manusia <i>Manufacture of other chemical products and man-made fibres</i>	85.6	83.4	84.4	83.5	83.6	67.1	67.2	76.1
210	Pembuatan produk farmaseutikal, kimia perubatan dan botani <i>Manufacture of pharmaceuticals, medicinal chemical and botanical products</i>	86.2	83.9	86.9	87.5	88.8	79.6	85.8	83.1
221	Pembuatan produk getah <i>Manufacture of rubber products</i>	83.3	82.4	83.5	80.7	82.2	77.0	76.3	79.1
222	Pembuatan produk plastik <i>Manufacture of plastics products</i>	82.3	81.0	80.2	80.9	81.8	79.9	80.4	80.9

2024																		
Apr.	Mei	Jun	Jul.	Ogo.	Sep.	Okt.	Nov.	Dis.	Jan.	Feb.	Mac	Apr.	Mei	Jun	Jul.	Ogo.	Sep.	Okt.
87.7	87.9	87.9	90.6	90.8	94.2	89.4	90.6	89.1	90.3	90.1	87.3	91.5	93.3	93.1	94.4	92.8	92.0	89.2
76.8	79.9	76.5	79.6	81.3	78.7	80.9	78.0	76.8	79.3	79.0	79.4	81.3	84.2	82.0	87.2	87.2	84.9	85.3
79.4	77.8	78.1	79.6	79.0	80.9	78.9	82.7	85.6	87.3	84.1	85.5	80.8	82.9	85.2	83.2	87.3	87.5	84.8
66.1	72.8	71.4	74.6	75.7	79.5	78.0	76.9	74.3	71.9	68.6	71.1	70.5	77.4	78.1	79.0	79.7	79.6	79.8
75.4	80.6	76.2	83.0	79.4	84.2	81.4	80.4	82.5	78.6	77.8	78.2	83.1	79.4	78.1	78.4	81.2	89.2	83.7
64.9	74.1	71.7	73.7	72.9	78.3	76.3	75.1	82.2	80.9	78.4	81.6	79.9	78.5	77.0	79.2	79.7	81.4	79.9
79.9	81.4	82.8	80.9	84.4	84.6	83.7	83.6	83.4	86.5	84.5	85.1	83.2	84.0	83.6	85.6	84.7	84.5	84.4
81.6	82.9	82.0	83.5	83.8	81.5	82.5	83.0	81.0	78.7	77.4	79.4	82.7	83.4	82.2	83.3	84.4	83.9	83.0
78.3	82.9	80.0	80.1	80.2	80.5	80.6	82.1	82.8	81.5	80.0	81.9	82.6	83.0	80.0	79.9	80.6	81.3	81.1
93.4	92.8	82.3	82.0	81.7	89.4	89.7	90.1	89.7	93.0	94.4	96.9	95.5	96.5	92.0	88.3	87.3	89.6	90.6
73.3	74.2	77.2	72.4	73.7	73.2	74.1	74.0	72.5	74.8	77.0	78.9	76.5	82.1	83.5	79.8	81.2	82.1	81.8
85.9	87.9	87.7	87.2	85.5	86.4	85.0	86.0	89.0	83.0	87.7	89.8	88.5	89.5	89.7	89.2	87.9	89.1	87.6
81.7	81.5	82.3	81.3	82.5	83.2	84.2	84.5	81.4	78.7	72.7	84.7	82.3	81.8	82.0	82.4	82.4	83.1	84.3
76.3	79.3	77.9	76.5	78.3	79.9	79.2	79.0	85.9	80.8	79.8	83.0	81.8	82.4	82.9	81.0	88.9	89.0	81.0
77.8	82.2	81.8	77.8	78.9	79.6	73.7	74.5	85.9	93.7	83.9	88.9	87.9	88.9	86.9	88.9	92.2	88.9	88.0
74.5	79.4	84.8	79.9	79.3	83.4	85.2	85.3	83.7	89.9	83.6	87.8	82.7	83.0	82.3	78.4	78.2	82.2	80.4
78.6	77.3	78.7	77.0	75.3	75.7	75.0	75.2	75.1	81.3	76.4	76.6	78.6	77.8	78.8	78.7	79.0	75.8	78.4
64.2	68.1	65.7	67.6	72.1	71.9	71.6	71.6	71.3	68.0	70.5	73.0	68.1	76.2	76.6	76.9	75.0	76.5	76.9
76.6	75.6	77.6	77.0	77.4	78.6	78.5	79.4	79.0	78.9	78.1	77.3	77.3	75.9	78.0	78.2	78.4	78.5	78.0
82.7	83.8	83.2	82.9	83.4	83.9	83.5	84.5	86.3	84.1	83.8	84.3	85.6	85.2	84.3	84.9	85.1	85.6	84.9
72.8	73.5	74.0	74.4	74.6	73.5	77.1	75.9	75.3	84.4	84.0	84.3	80.2	81.4	83.1	80.2	79.9	79.8	81.0
80.9	82.6	83.9	83.4	83.6	81.7	80.5	79.5	80.0	79.7	76.9	81.6	80.3	82.0	85.1	84.0	85.6	82.7	80.5
73.8	79.9	77.2	78.6	81.5	78.9	81.9	77.9	80.4	81.8	81.7	82.7	82.3	84.0	83.0	86.2	85.1	85.7	84.1
82.2	84.2	81.6	81.2	83.5	85.1	82.6	82.5	84.5	83.6	86.1	86.1	84.8	84.7	87.2	87.9	85.3	85.5	83.5
75.7	78.6	80.4	77.7	78.0	77.8	76.0	75.5	78.3	83.1	80.8	83.5	81.3	80.9	83.4	83.8	84.3	81.8	82.3
76.8	80.2	78.9	79.0	80.2	79.5	80.9	80.9	79.5	81.4	78.9	78.5	78.0	81.3	82.7	83.7	82.8	80.4	81.0

Jadual 2: Kapasiti Penggunaan Industri Pembuatan mengikut Kumpulan (samb.)*Table 2: Manufacturing Industry Capacity Utilisation by Group (cont.)*

Kod Kumpulan Group Code	Keterangan Kumpulan Group Description	2024		2025								
		Nov.	Dis.	Jan.	Feb.	Mac	Apr.	Mei	Jun	Jul.	Ogo.	Sep.
101	Pemprosesan dan pengawetan daging <i>Processing and preserving of meat</i>	92.0	92.6	92.1	82.7	92.9	93.4	93.0	92.0	87.3	91.6	90.9
102	Pemprosesan dan pengawetan ikan, krustasea dan moluska <i>Processing and preserving of fish, crustaceans and molluscs</i>	86.0	86.0	85.9	86.7	80.9	82.2	83.9	82.7	83.3	82.9	82.4
103	Pemprosesan dan pengawetan buah-buahan dan sayur-sayuran <i>Processing and preserving of fruits and vegetable</i>	84.4	86.5	78.5	77.6	81.5	82.5	82.4	86.7	84.1	83.1	82.1
104	Pembuatan minyak dan lemak daripada sayuran dan haiwan <i>Manufacture of vegetable and animal oils and fats</i>	77.6	75.5	73.3	71.9	73.3	77.1	80.2	83.0	81.2	78.4	81.6
105	Pembuatan produk tenusu <i>Manufacture of dairy products</i>	84.5	88.7	88.2	88.6	89.1	86.9	89.4	92.5	91.2	92.6	93.8
106	Pembuatan produk bijian, kanji dan produk berkanji <i>Manufacture of grain mill products, starches and starch products</i>	81.1	79.1	78.7	82.6	78.6	79.5	79.1	77.7	79.2	79.9	80.8
107	Pembuatan produk makanan lain <i>Manufacture of other food products</i>	83.9	83.7	85.9	85.1	83.4	84.5	85.6	84.9	86.6	85.8	85.2
108	Pembuatan makanan haiwan tersedia <i>Manufacture of prepared animal feeds</i>	84.8	84.6	84.7	83.4	87.5	87.1	87.9	87.5	86.6	87.7	89.3
110	Pembuatan minuman ringan <i>Manufacture of beverages</i>	83.2	84.0	83.2	82.3	83.5	83.7	85.5	82.6	83.9	84.4	84.5
120	Pembuatan produk tembakau <i>Manufacture of tobacco products</i>	92.7	92.5	96.2	97.4	96.6	83.8	87.5	84.7	82.6	80.4	92.7
131	Pemintalan, penenunan dan penyiapan tekstil <i>Spinning, weaving and finishing of textiles</i>	82.7	80.3	81.2	81.7	83.1	77.2	77.7	78.0	77.0	77.9	79.4
139	Pembuatan tekstil lain <i>Manufacture of other textiles</i>	87.7	88.8	87.0	87.6	87.7	85.3	86.0	86.6	87.9	85.8	86.9
141	Pembuatan pakaian, kecuali pakaian berbulu <i>Manufacture of wearing apparel, except fur apparel</i>	84.4	81.1	79.8	79.6	81.7	80.6	80.3	79.8	81.2	82.0	83.2
142 & 143	Pembuatan artikel daripada kulit bulu dan pakaian yang dikait dan dikrusye <i>Manufacture of articles of fur, knitted and crocheted apparel</i>	81.7	81.5	96.5	97.9	99.1	97.8	96.5	95.7	98.7	97.3	96.7
151	Penyamakan dan pembersihan kulit, pembuatan begasi, beg tangan, pelana dan abah-abah pembersihan dan pewarnaan bulu <i>Tanning and dressing of leather; manufacture of luggage, handbags, saddlery and harness; dressing and dyeing of fur</i>	84.8	85.8	88.7	87.8	89.0	90.8	93.1	89.0	83.8	80.7	92.6
152	Pembuatan kasut <i>Manufacture of footwear</i>	84.1	85.4	87.3	86.7	88.7	87.1	87.8	85.9	82.4	86.0	79.0
161	Pengilangan dan pengetaman kayu <i>Sawmilling and planing of wood</i>	75.1	76.5	77.2	73.5	77.3	78.0	78.4	77.9	81.7	79.5	80.5
162	Pembuatan produk daripada kayu, gabus, jerami dan bahan jalinan lain <i>Manufacture of products of wood, cork, straw and plaiting materials</i>	77.7	76.2	73.3	76.4	75.8	71.7	76.3	74.1	76.5	76.0	76.0
170	Pembuatan kertas dan produk kertas <i>Manufacture of paper and paper products</i>	79.8	79.2	78.4	78.5	76.8	76.2	75.5	76.1	77.0	78.2	78.4
181 & 182	Percetakan dan aktiviti perkhidmatan berkaitan percetakan dan penerbitan semula media rakaman <i>Printing and service activities related to printing & reproduction of recorded media</i>	86.3	87.8	85.4	85.2	85.0	85.7	85.9	85.3	84.0	86.5	86.6
192	Pembuatan produk petroleum bertapis <i>Manufacture of refined petroleum products</i>	82.0	81.4	84.5	81.1	81.7	78.1	80.8	82.7	83.4	79.4	79.3
201	Pembuatan kimia asas, baja dan sebatian nitrogen, plastik dan getah sintetik dalam bentuk primer <i>Manufacture of basic chemicals, fertilizer and nitrogen compounds, plastics and synthetic rubber in primary forms</i>	79.3	80.0	80.1	79.8	81.7	80.2	81.9	84.5	82.6	83.5	81.8
202 & 203	Pembuatan produk kimia lain dan serat buatan manusia <i>Manufacture of other chemical products and man-made fibres</i>	83.3	83.0	84.6	85.6	83.1	83.2	83.7	83.7	83.9	82.7	84.1
210	Pembuatan produk farmaseutikal, kimia perubatan dan botani <i>Manufacture of pharmaceuticals, medicinal chemical and botanical products</i>	82.9	85.3	85.2	87.8	87.6	87.2	87.0	88.3	88.4	88.7	89.5
221	Pembuatan produk getah <i>Manufacture of rubber products</i>	81.1	83.7	83.9	82.9	83.7	80.9	80.1	81.0	83.7	83.8	79.2
222	Pembuatan produk plastik <i>Manufacture of plastics products</i>	82.2	79.8	82.3	79.5	78.8	78.6	81.1	83.0	83.4	82.6	79.4

Kod Kumpulan Group Code	Keterangan Kumpulan Group Description	2023	2024	2023				2024	
				Q1	Q2	Q3	Q4	Q1	Q2
231	Pembuatan kaca dan produk kaca <i>Manufacture of glass and glass products</i>	75.4	84.4	60.8	74.2	81.4	85.1	87.5	83.3
239	Pembuatan pengeluaran galian bukan logam t.t.t.l. <i>Manufacture of non-metallic mineral products n.e.c.</i>	82.7	85.5	79.8	81.5	83.6	85.7	85.2	83.6
241	Pembuatan besi dan keluli asas <i>Manufacture of basic iron and steel</i>	80.0	80.6	79.1	79.4	80.1	81.4	80.1	80.2
242	Pembuatan logam asas berharga dan logam bukan ferus lain <i>Manufacture of basic precious and other non-ferrous metals</i>	77.5	78.3	76.9	75.3	77.9	79.8	77.6	76.9
243	Pengacuan logam <i>Casting of metals</i>	75.5	75.8	80.4	75.2	73.5	72.9	76.6	73.7
251 & 252	Pembuatan produk struktur logam, tangki, takungan, penjana wap, senjata dan peluru <i>Manufacture of structural metal products, tanks, reservoirs, steam generators, weapons and ammunition</i>	86.9	87.3	92.4	84.7	85.2	85.4	85.1	87.2
259	Pembuatan lain-lain produk yang direka daripada logam; aktiviti perkhidmatan kerja logam <i>Manufacture of other fabricated metal products; metal working service activities</i>	79.1	82.6	78.1	76.8	79.6	81.7	82.1	81.6
261	Pembuatan komponen dan papan elektronik <i>Manufacture of electronic components and boards</i>	81.0	79.2	82.1	82.4	81.0	78.5	77.0	81.9
262	Pembuatan komputer dan kelengkapan peranti <i>Manufacture of computers and peripheral equipment</i>	61.9	77.2	60.8	56.6	59.3	70.9	76.2	75.8
263	Pembuatan peralatan komunikasi <i>Manufacture of communication equipment</i>	81.8	83.5	80.5	80.6	84.5	81.5	77.5	84.0
264	Pembuatan peralatan elektronik pengguna <i>Manufacture of consumer electronics</i>	81.2	80.7	78.8	83.8	82.4	80.0	75.1	82.3
265	Pembuatan kelengkapan mengukur, menguji, memandu arah dan kawalan; jam tangan dan jam <i>Manufacture of measuring, testing, navigating and control equipment; watches and clocks</i>	79.5	83.3	78.2	75.5	80.6	83.6	80.9	75.5
266	Pembuatan peralatan penyinaran, perubahan elektro dan elektroterapeutik <i>Manufacture of irradiation, electromedical and electrotherapeutic equipment</i>	89.6	85.1	86.3	91.3	90.4	90.2	92.7	82.2
267 & 268	Pembuatan peralatan optikal, kelengkapan fotografi, media magnetik dan optikal <i>Manufacture of optical instruments, photographic equipment, magnetic and optical media</i>	85.0	82.9	86.8	84.2	86.7	82.4	85.7	83.7
271	Pembuatan motor elektrik, penjana, transformer dan perkakasan pengagihan dan pengawalan elektrik <i>Manufacture of electric motors, generators, transformers and electricity distribution and control apparatus</i>	81.1	81.1	84.3	79.4	80.2	80.5	79.7	79.1
272	Pembuatan bateri dan akumulator <i>Manufacture of batteries and accumulators</i>	77.7	74.5	67.0	80.4	81.7	81.6	82.9	74.6
273	Pembuatan pendawaian dan peranti pendawaian <i>Manufacture of wiring and wiring devices</i>	82.7	82.6	83.2	81.4	82.7	83.4	82.8	80.6
274	Pembuatan kelengkapan pencahayaan elektrik <i>Manufacture of electric lighting equipment</i>	83.4	84.1	76.7	82.1	86.1	88.7	87.6	84.7
275	Pembuatan perkakasan domestik <i>Manufacture of domestic appliances</i>	83.1	86.5	85.6	79.0	90.6	77.3	79.2	91.2
279	Pembuatan kelengkapan elektrik lain <i>Manufacture of other electrical equipment</i>	72.0	80.8	71.2	66.3	68.4	82.0	79.9	83.1
281 & 282	Pembuatan jentera kegunaan umum dan kegunaan khas <i>Manufacture of general-purpose and special-purpose machinery</i>	83.1	86.7	79.2	84.5	84.4	84.3	83.7	88.5
291	Pembuatan kenderaan bermotor <i>Manufacture of motor vehicles</i>	84.8	87.0	87.3	83.5	83.4	85.0	91.5	89.9
292	Pembuatan kerangka (coachwork) untuk kenderaan bermotor; pembuatan treler dan semi treler <i>Manufacture of bodies (coachwork) for motor vehicles; manufacture of trailers and semi-trailers</i>	72.7	76.1	67.5	67.5	81.0	74.9	67.8	79.7
293	Pembuatan alat ganti dan aksesori untuk kenderaan bermotor <i>Manufacture of parts and accessories for motor vehicles</i>	81.0	82.4	85.5	81.4	79.6	77.5	81.0	87.0
301	Pembinaan kapal dan bot <i>Building of ships and boats</i>	70.0	78.6	68.3	69.1	65.3	77.1	78.2	76.5
302, 303, 304 & 309	Pembuatan lokomotif keretapi, rolling stock, kapal angkasa dan udara, jentera berkaitan, kenderaan tempur ketenteraan dan kelengkapan pengangkutan t.t.t.l. <i>Manufacture of railway locomotives, rolling stock, air and spacecraft, related machinery, military fighting vehicles and transport equipment n.e.c.</i>	87.5	86.9	87.1	85.6	90.0	87.1	88.1	86.1

Jadual 2: Kapasiti Penggunaan Industri Pembuatan mengikut Kumpulan (samb.)

Table 2: Manufacturing Industry Capacity Utilisation by Group (cont.)

Kod Kumpulan Group Code	Keterangan Kumpulan Group Description	2024		2025		2023			
		Q3	Q4	Q1	Q2	Q3	Jan.	Feb.	Mac
231	Pembuatan kaca dan produk kaca <i>Manufacture of glass and glass products</i>	83.9	82.9	90.9	83.7	80.2	72.9	76.7	78.3
239	Pembuatan pengeluaran galian bukan logam t.t.t.l. <i>Manufacture of non-metallic mineral products n.e.c.</i>	86.0	87.1	86.8	83.8	85.6	76.6	75.2	74.0
241	Pembuatan besi dan keluli asas <i>Manufacture of basic iron and steel</i>	81.2	80.7	80.4	80.7	80.8	88.8	85.1	89.7
242	Pembuatan logam asas berharga dan logam bukan ferus lain <i>Manufacture of basic precious and other non-ferrous metals</i>	77.8	81.0	81.6	81.8	84.1	82.5	78.8	78.5
243	Pengacuan logam <i>Casting of metals</i>	74.9	77.9	74.1	79.0	82.1	79.0	77.3	77.3
251 & 252	Pembuatan produk struktur logam, tangki, takungan, penjana wap, senjata dan peluru <i>Manufacture of structural metal products, tanks, reservoirs, steam generators, weapons and ammunition</i>	88.4	88.5	89.7	89.2	88.6	92.7	91.5	96.8
259	Pembuatan lain-lain produk yang direka daripada logam; aktiviti perkhidmatan kerja logam <i>Manufacture of other fabricated metal products; metal working service activities</i>	82.4	84.1	84.8	82.6	83.8	58.3	65.5	66.5
261	Pembuatan komponen dan papan elektronik <i>Manufacture of electronic components and boards</i>	79.0	79.0	80.4	82.1	82.1	82.4	86.8	93.1
262	Pembuatan komputer dan kelengkapan peranti <i>Manufacture of computers and peripheral equipment</i>	81.0	75.7	72.0	81.4	83.4	77.9	72.8	82.9
263	Pembuatan peralatan komunikasi <i>Manufacture of communication equipment</i>	85.5	87.0	88.6	86.1	84.3	74.5	50.0	57.1
264	Pembuatan peralatan elektronik pengguna <i>Manufacture of consumer electronics</i>	84.2	81.4	74.6	74.9	77.0	97.4	98.1	89.8
265	Pembuatan kelengkapan mengukur, menguji, memandu arah dan kawalan; jam tangan dan jam <i>Manufacture of measuring, testing, navigating and control equipment; watches and clocks</i>	89.3	87.4	87.6	87.8	85.3	97.0	93.8	94.1
266	Pembuatan peralatan penyinaran, perubahan elektro dan elektroterapeutik <i>Manufacture of irradiation, electromedical and electrotherapeutic equipment</i>	88.3	77.3	82.5	87.1	90.2	86.1	74.5	76.1
267 & 268	Pembuatan peralatan optikal, kelengkapan fotografi, media magnetik dan optikal <i>Manufacture of optical instruments, photographic equipment, magnetic and optical media</i>	86.7	75.7	79.0	83.1	84.5	87.1	81.9	91.5
271	Pembuatan motor elektrik, penjana, transformer dan perkakasan pengagihan dan pengawalan elektrik <i>Manufacture of electric motors, generators, transformers and electricity distribution and control apparatus</i>	84.2	81.2	83.4	84.5	84.6	74.6	77.3	79.9
272	Pembuatan bateri dan akumulator <i>Manufacture of batteries and accumulators</i>	71.8	68.6	62.1	83.3	88.0	81.3	82.6	80.6
273	Pembuatan pendawaian dan peranti pendawaian <i>Manufacture of wiring and wiring devices</i>	83.2	84.0	84.2	87.3	86.5	75.0	77.0	80.0
274	Pembuatan kelengkapan pencahayaan elektrik <i>Manufacture of electric lighting equipment</i>	82.1	82.2	69.0	69.9	73.4	0.0	0.0	0.0
275	Pembuatan perkakasan domestik <i>Manufacture of domestic appliances</i>	90.5	85.0	91.8	87.8	89.3	85.9	79.4	81.4
279	Pembuatan kelengkapan elektrik lain <i>Manufacture of other electrical equipment</i>	74.2	85.9	85.8	80.4	79.1	76.9	78.0	82.9
281 & 282	Pembuatan jentera kegunaan umum dan kegunaan khas <i>Manufacture of general-purpose and special-purpose machinery</i>	87.7	86.9	85.9	88.8	87.8	79.6	85.8	83.1
291	Pembuatan kenderaan bermotor <i>Manufacture of motor vehicles</i>	86.3	80.3	84.3	89.9	87.1	77.0	76.3	79.1
292	Pembuatan kerangka (coachwork) untuk kenderaan bermotor; pembuatan treler dan semi treler <i>Manufacture of bodies (coachwork) for motor vehicles; manufacture of trailers and semi-trailers</i>	71.5	85.3	72.4	81.2	89.7	85.3	83.9	92.3
293	Pembuatan alat ganti dan aksesori untuk kenderaan bermotor <i>Manufacture of parts and accessories for motor vehicles</i>	82.3	79.2	81.9	86.6	85.4	74.9	81.7	82.9
301	Pembinaan kapal dan bot <i>Building of ships and boats</i>	77.2	82.3	80.2	79.1	84.3	74.0	80.1	83.1
302, 303, 304 & 309	Pembuatan lokomotif keretapi, rolling stock, kapal angkasa dan udara, jentera berkaitan, kenderaan tempur ketenteraan dan kelengkapan pengangkutan t.t.t.l. <i>Manufacture of railway locomotives, rolling stock, air and spacecraft, related machinery, military fighting vehicles and transport equipment n.e.c.</i>	88.1	85.4	85.0	82.7	84.6	73.3	75.8	81.6

2024																		
Apr.	Mei	Jun	Jul.	Ogo.	Sep.	Okt.	Nov.	Dis.	Jan.	Feb.	Mac	Apr.	Mei	Jun	Jul.	Ogo.	Sep.	Okt.
75.4	80.6	76.2	83.0	79.4	84.2	81.6	87.3	86.3	88.9	86.8	86.8	83.2	85.6	81.1	83.0	83.4	85.4	81.0
64.9	74.1	71.7	73.7	72.9	78.3	85.6	85.7	85.9	85.9	84.6	85.1	84.4	82.1	84.3	85.7	86.2	86.1	87.5
79.9	81.4	82.8	80.9	84.4	84.6	81.0	83.2	79.9	78.3	81.3	80.8	80.2	80.4	80.1	80.2	80.9	82.5	81.1
81.6	82.9	82.0	83.5	83.8	81.5	80.3	79.6	79.5	78.9	76.3	77.7	78.7	75.9	76.1	75.6	79.6	78.2	79.4
78.3	82.9	80.0	80.1	80.2	80.5	70.6	71.0	77.2	79.5	76.1	74.2	72.5	75.4	73.3	77.8	73.1	73.8	77.7
93.4	92.8	82.3	82.0	81.7	89.4	85.0	85.8	85.5	86.2	84.0	85.2	85.9	85.7	89.9	87.7	88.3	89.0	88.7
73.3	74.2	77.2	72.4	73.7	73.2	81.7	81.3	82.1	82.6	80.3	83.5	79.7	81.9	83.1	81.0	82.6	83.6	83.5
85.9	87.9	87.7	87.2	85.5	86.4	78.7	78.4	78.4	75.0	75.6	80.3	77.5	82.2	85.9	78.4	79.5	79.3	78.9
81.7	81.5	82.3	81.3	82.5	83.2	75.4	75.8	61.7	76.6	79.4	72.7	69.9	80.9	76.7	77.2	85.7	80.1	73.7
17.9	80.3	63.1	47.4	51.9	50.2	81.8	82.8	80.0	79.1	74.9	78.6	79.0	89.0	84.0	82.8	86.8	87.0	82.5
79.1	79.3	78.6	77.9	79.5	81.3	82.5	82.2	75.1	74.8	72.5	77.9	80.0	84.0	82.8	82.8	81.4	88.3	84.4
77.8	82.2	81.8	77.8	78.9	79.6	83.9	82.7	84.2	78.1	76.7	88.0	67.9	80.9	77.7	89.7	88.9	89.2	87.5
74.5	79.4	84.8	79.9	79.3	83.4	89.3	88.7	92.7	93.9	90.5	93.6	80.1	81.7	84.7	92.4	88.3	84.1	86.5
80.0	89.1	83.4	83.9	87.6	88.4	91.6	77.3	78.1	81.4	89.0	86.7	81.8	87.0	82.4	89.4	84.7	85.9	75.5
76.6	75.6	77.6	77.0	77.4	78.6	78.0	84.0	79.4	78.7	79.0	81.6	76.6	78.9	82.0	84.4	85.1	83.0	82.9
82.7	83.8	83.2	82.9	83.4	83.9	83.2	82.2	79.5	82.6	81.3	84.9	76.7	77.7	69.3	71.4	71.6	72.4	69.0
0.0	0.0	0.0	0.0	0.0	0.0	83.4	82.5	84.2	84.7	80.6	83.1	79.8	80.4	81.4	82.7	84.1	82.8	83.7
0.0	0.0	0.0	0.0	0.0	0.0	90.9	86.9	88.2	90.1	84.8	88.0	87.4	84.6	81.9	83.5	82.3	80.4	83.1
72.8	73.5	74.0	74.4	74.6	73.5	86.3	76.8	68.9	76.0	75.1	86.6	89.6	92.2	92.0	95.8	85.9	89.8	88.7
84.0	85.9	83.6	82.7	86.1	84.4	83.2	86.5	76.3	77.6	83.0	79.2	83.1	83.5	82.8	65.9	77.3	79.5	80.9
82.2	84.2	81.6	81.2	83.5	85.1	83.4	84.9	84.6	82.6	82.9	85.6	87.5	88.5	89.5	88.2	88.4	86.4	85.8
75.7	78.6	80.4	77.7	78.0	77.8	84.4	83.2	87.4	92.9	91.1	90.4	89.8	94.5	85.4	89.5	90.0	79.4	81.1
86.6	85.0	85.3	91.3	89.4	89.4	85.5	68.3	70.7	63.4	70.8	69.1	87.5	73.7	78.0	75.2	66.9	72.3	83.6
81.0	80.9	82.6	81.5	84.2	85.3	77.5	80.7	74.3	84.9	80.8	77.3	89.3	90.3	81.3	81.5	85.9	79.6	78.5
81.5	79.0	77.8	77.6	81.2	81.5	77.7	81.5	72.1	82.3	76.6	75.7	84.2	78.8	66.5	74.6	77.2	79.9	79.8
73.3	76.4	76.4	76.3	76.9	80.3	85.4	84.8	91.3	86.8	87.2	90.4	81.9	87.2	89.4	88.5	88.2	87.7	86.2

Jadual 2: Kapasiti Penggunaan Industri Pembuatan mengikut Kumpulan (samb.)

Table 2: Manufacturing Industry Capacity Utilisation by Group (cont.)

Kod Kumpulan Group Code	Keterangan Kumpulan Group Description	2024		2025								
		Nov.	Dis.	Jan.	Feb.	Mac	Apr.	Mei	Jun	Jul.	Ogo.	Sep.
231	Pembuatan kaca dan produk kaca <i>Manufacture of glass and glass products</i>	81.8	86.0	90.3	90.9	91.6	92.2	80.2	78.7	81.4	81.7	77.5
239	Pembuatan pengeluaran galian bukan logam t.t.t.l. <i>Manufacture of non-metallic mineral products n.e.c.</i>	87.1	86.8	86.0	85.8	88.4	83.1	83.1	85.3	86.1	86.8	83.7
241	Pembuatan besi dan keluli asas <i>Manufacture of basic iron and steel</i>	81.5	79.7	78.6	80.6	81.8	81.5	79.5	81.0	80.0	80.8	81.4
242	Pembuatan logam asas berharga dan logam bukan ferus lain <i>Manufacture of basic precious and other non-ferrous metals</i>	82.7	80.8	79.1	82.5	83.0	83.6	80.8	81.0	84.1	83.6	84.7
243	Pengacuan logam <i>Casting of metals</i>	76.8	79.1	79.4	72.3	70.6	79.2	80.0	77.7	83.3	81.0	82.0
251 & 252	Pembuatan produk struktur logam, tangki, takungan, penjana wap, senjata dan peluru <i>Manufacture of structural metal products, tanks, reservoirs, steam generators, weapons and ammunition</i>	88.0	88.7	90.0	89.8	89.3	89.6	87.6	90.2	88.1	88.6	89.0
259	Pembuatan lain-lain produk yang direka daripada logam; aktiviti perkhidmatan kerja logam <i>Manufacture of other fabricated metal products; metal working service activities</i>	84.2	84.7	84.5	84.4	85.5	81.5	82.6	83.8	81.9	84.6	85.1
261	Pembuatan komponen dan papan elektronik <i>Manufacture of electronic components and boards</i>	78.5	79.4	77.8	79.3	84.2	79.6	82.6	84.1	75.8	83.9	86.5
262	Pembuatan komputer dan kelengkapan peranti <i>Manufacture of computers and peripheral equipment</i>	81.5	71.8	72.9	69.3	73.9	77.9	81.5	84.8	82.6	84.3	83.4
263	Pembuatan peralatan komunikasi <i>Manufacture of communication equipment</i>	89.7	88.9	87.0	87.3	91.5	83.4	84.6	90.4	82.8	84.2	85.9
264	Pembuatan peralatan elektronik pengguna <i>Manufacture of consumer electronics</i>	82.9	76.8	74.0	74.5	75.3	72.2	79.1	73.3	71.9	79.7	79.5
265	Pembuatan kelengkapan mengukur, menguji, memandu arah dan kawalan; jam tangan dan jam <i>Manufacture of measuring, testing, navigating and control equipment; watches and clocks</i>	87.5	87.2	86.9	86.8	89.2	84.4	88.2	90.8	82.3	87.6	86.0
266	Pembuatan peralatan penyinaran, perubatan elektro dan elektroterapeutik <i>Manufacture of irradiation, electromedical and electrotherapeutic equipment</i>	88.0	57.6	78.3	82.4	86.8	82.2	93.4	85.7	86.9	92.4	91.4
267 & 268	Pembuatan peralatan optikal, kelengkapan fotografi, media magnetik dan optikal <i>Manufacture of optical instruments, photographic equipment, magnetic and optical media</i>	83.4	68.2	79.4	74.6	83.1	87.0	86.5	75.8	84.9	84.2	84.5
271	Pembuatan motor elektrik, penjana, transformer dan perkakasan pengagihan dan pengawalan elektrik <i>Manufacture of electric motors, generators, transformers and electricity distribution and control apparatus</i>	80.8	79.9	81.9	83.0	85.3	84.2	83.8	85.4	87.8	82.3	83.6
272	Pembuatan bateri dan akumulator <i>Manufacture of batteries and accumulators</i>	73.4	63.3	62.5	60.7	63.0	84.4	83.7	81.8	87.6	84.7	91.6
273	Pembuatan pendawaian dan peranti pendawaian <i>Manufacture of wiring and wiring devices</i>	83.0	85.3	83.7	84.1	84.8	87.3	85.4	89.1	87.4	87.1	85.0
274	Pembuatan kelengkapan pencahayaan elektrik <i>Manufacture of electric lighting equipment</i>	78.1	85.2	66.6	70.2	70.2	69.0	71.6	69.3	73.6	74.1	72.6
275	Pembuatan perkakasan domestik <i>Manufacture of domestic appliances</i>	84.1	82.0	89.0	94.7	91.8	81.1	91.8	90.6	87.2	85.6	95.0
279	Pembuatan kelengkapan elektrik lain <i>Manufacture of other electrical equipment</i>	89.0	88.0	88.1	84.0	85.4	76.7	82.6	81.9	73.2	82.7	81.5
281 & 282	Pembuatan jentera kegunaan umum dan kegunaan khas <i>Manufacture of general-purpose and special-purpose machinery</i>	87.6	87.3	84.9	86.5	86.3	87.7	88.8	89.9	88.3	87.6	87.4
291	Pembuatan kenderaan bermotor <i>Manufacture of motor vehicles</i>	81.0	78.6	85.9	85.1	81.9	91.4	91.2	87.1	89.3	88.5	83.4
292	Pembuatan kerangka (coachwork) untuk kenderaan bermotor; pembuatan treler dan semi treler <i>Manufacture of bodies (coachwork) for motor vehicles; manufacture of trailers and semi-trailers</i>	86.8	85.4	72.5	73.5	71.3	76.7	79.1	87.7	90.6	89.4	89.1
293	Pembuatan alat ganti dan aksesori untuk kenderaan bermotor <i>Manufacture of parts and accessories for motor vehicles</i>	77.8	81.3	81.3	81.8	82.7	89.9	90.1	79.8	87.9	84.5	83.7
301	Pembinaan kapal dan bot <i>Building of ships and boats</i>	83.2	83.9	81.9	78.7	79.9	73.1	79.0	85.2	80.0	85.2	87.6
302, 303, 304 & 309	Pembuatan lokomotif keretapi, rolling stock, kapal angkasa dan udara, jentera berkaitan, kenderaan tempur ketenteraan dan kelengkapan pengangkutan t.t.t.l. <i>Manufacture of railway locomotives, rolling stock, air and spacecraft, related machinery, military fighting vehicles and transport equipment n.e.c.</i>	85.9	83.9	84.4	84.2	86.4	77.5	87.7	83.0	77.3	88.4	88.0

Kod Kumpulan Group Code	Keterangan Kumpulan Group Description	2023	2024	2023				2024	
				Q1	Q2	Q3	Q4	Q1	Q2
310	Pembuatan perabot <i>Manufacture of furniture</i>	81.2	86.3	80.3	79.3	78.1	87.3	88.0	85.8
321	Pembuatan barang kemas, bijouterie dan artikel berkaitan <i>Manufacture of jewellery, bijouterie and related articles</i>	85.8	85.5	86.3	86.5	83.3	87.0	88.3	85.6
322, 325 & 329	Pembuatan instrumen muzik, peralatan dan bekalan perubatan dan pergigian dan pembuatan lain t.t.t.l. <i>Manufacture of musical instruments, medical and dental instruments and supplies and other manufacturing n.e.c.</i>	81.3	81.8	86.0	76.1	82.0	81.2	80.4	81.2
323	Pembuatan barangan sukan <i>Manufacture of sports goods</i>	91.6	92.1	98.5	87.9	90.7	89.4	87.4	91.7
324	Pembuatan permainan dan mainan <i>Manufacture of games and toys</i>	76.4	75.0	77.6	76.4	71.0	80.7	74.2	76.3
331 & 332	Pembaikan pemasangan produk logam, jentera dan kelengkapan serta pemasangan jentera perindustrian dan kelengkapan <i>Repair of fabricated metal products, machinery and equipment and installation of industrial machinery and equipment</i>	82.4	84.9	83.7	78.9	82.4	84.5	84.8	83.6
Malaysia		79.4	81.8	79.8	78.3	79.4	79.9	80.8	82.1

Jadual 2: Kapasiti Penggunaan Industri Pembuatan mengikut Kumpulan (samb.)

Table 2: Manufacturing Industry Capacity Utilisation by Group (cont.)

Kod Kumpulan Group Code	Keterangan Kumpulan Group Description	2024		2025		2023			
		Q3	Q4	Q1	Q2	Q3	Jan.	Feb.	Mac
310	Pembuatan perabot <i>Manufacture of furniture</i>	83.6	87.8	88.4	87.1	85.2	78.4	79.7	82.7
321	Pembuatan barang kemas, bijouterie dan artikel berkaitan <i>Manufacture of jewellery, bijouterie and related articles</i>	83.8	84.4	89.6	86.2	87.3	89.9	79.8	89.3
322, 325 & 329	Pembuatan instrumen muzik, peralatan dan bekalan perubatan dan pergigian dan pembuatan lain t.t.t.l. <i>Manufacture of musical instruments, medical and dental instruments and supplies and other manufacturing n.e.c.</i>	81.8	83.8	83.4	81.0	79.6	84.2	87.0	86.8
323	Pembuatan barangan sukan <i>Manufacture of sports goods</i>	94.4	95.0	76.3	74.6	71.8	97.9	98.4	99.3
324	Pembuatan permainan dan mainan <i>Manufacture of games and toys</i>	75.4	74.0	82.2	79.7	83.3	74.2	77.4	81.4
331 & 332	Pembaikan pemasangan produk logam, jentera dan kelengkapan serta pemasangan jentera perindustrian dan kelengkapan <i>Repair of fabricated metal products, machinery and equipment and installation of industrial machinery and equipment</i>	84.8	86.4	87.3	87.1	86.9	82.7	82.5	85.9
Malaysia		82.4	81.9	81.8	82.5	82.9	79.3	79.2	80.8

2024																		
Apr.	Mei	Jun	Jul.	Ogo.	Sep.	Okt.	Nov.	Dis.	Jan.	Feb.	Mac	Apr.	Mei	Jun	Jul.	Ogo.	Sep.	Okt.
79.8	80.2	78.0	77.2	78.5	78.6	86.1	87.5	88.2	89.0	86.2	88.9	86.3	86.4	84.8	82.8	84.2	83.9	86.8
85.6	91.6	82.2	89.0	79.5	81.5	82.8	89.9	88.2	91.9	84.6	88.4	86.7	83.9	86.3	86.2	82.6	82.6	87.7
72.5	77.3	78.3	78.4	83.4	84.1	83.9	79.9	79.8	80.3	79.3	81.7	80.8	82.1	80.6	80.9	81.6	83.0	82.6
83.7	84.9	95.2	94.6	92.4	85.1	96.3	78.6	93.4	90.4	82.8	88.9	90.4	95.4	89.4	98.3	93.8	91.3	92.4
73.7	82.7	72.9	71.5	69.1	72.5	72.2	87.4	82.5	70.7	75.5	76.4	69.9	83.7	75.2	75.8	74.0	76.3	70.6
78.0	77.9	80.8	82.9	81.7	82.7	85.1	85.8	82.4	84.1	84.0	86.4	83.9	82.2	84.6	85.2	84.8	84.5	87.2
76.5	79.2	79.2	78.6	79.6	80.1	80.4	80.1	79.2	80.9	79.8	81.7	80.3	82.7	83.2	82.2	82.8	82.3	81.9

Jadual 2: Kapasiti Penggunaan Industri Pembuatan mengikut Kumpulan (samb.)

Table 2: Manufacturing Industry Capacity Utilisation by Group (cont.)

Kod Kumpulan Group Code	Keterangan Kumpulan Group Description	2024		2025								
		Nov.	Dis.	Jan.	Feb.	Mac	Apr.	Mei	Jun	Jul.	Ogo.	Sep.
310	Pembuatan perabot <i>Manufacture of furniture</i>	87.8	88.7	88.8	87.1	89.3	86.8	87.3	87.2	85.7	85.0	84.7
321	Pembuatan barang kemas, bijouterie dan artikel berkaitan <i>Manufacture of jewellery, bijouterie and related articles</i>	83.7	81.8	94.0	86.0	88.7	85.2	86.6	86.8	90.2	82.2	89.5
322, 325 & 329	Pembuatan instrumen muzik, peralatan dan bekalan perubatan dan pergigian dan pembuatan lain t.t.t.l. <i>Manufacture of musical instruments, medical and dental instruments and supplies and other manufacturing n.e.c.</i>	84.3	84.5	83.2	83.0	84.1	83.0	81.4	78.5	79.9	79.5	79.5
323	Pembuatan barangan sukan <i>Manufacture of sports goods</i>	96.8	95.8	76.8	76.6	75.6	72.6	74.9	76.4	73.7	69.1	72.7
324	Pembuatan permainan dan mainan <i>Manufacture of games and toys</i>	76.2	75.4	78.6	83.9	84.1	75.2	82.2	81.7	79.4	83.2	87.4
331 & 332	Pembaikan pemasangan produk logam, jentera dan kelengkapan serta pemasangan jentera perindustrian dan kelengkapan <i>Repair of fabricated metal products, machinery and equipment and installation of industrial machinery and equipment</i>	86.8	85.1	87.2	87.1	87.6	86.5	85.3	89.4	89.5	85.7	85.5
Malaysia		82.2	81.4	81.8	81.2	82.5	81.1	82.9	83.6	82.4	83.2	83.3

Jadual 3: Kapasiti Penggunaan Industri Pembuatan mengikut Industri Berorientasikan Eksport dan Industri Berorientasikan Domestik

Table 3: Manufacturing Industry Capacity Utilisation by Export-Oriented Industry and Domestic-Oriented Industry

Bil. No.	Kod Codes	Keterangan Description			2023				2024	
			2023	2024	Q1	Q2	Q3	Q4	Q1	Q2
	C	PEMBUATAN MANUFACTURING	79.4	81.8	79.8	78.3	79.4	79.9	80.8	82.1
1.		Industri Berorientasikan Eksport Export-Oriented Industries	78.4	80.9	79.3	77.4	78.4	78.5	79.5	81.3
1.1	104	Pembuatan minyak dan lemak daripada sayuran dan haiwan <i>Manufacture of vegetable and animal oils and fats</i>	72.3	75.7	65.9	70.1	76.6	76.4	70.5	75.4
1.2	13	Pembuatan tekstil <i>Manufacture of textiles</i>	76.8	82.4	74.9	78.4	76.8	77.2	79.8	83.2
1.3	14	Pembuatan pakaian <i>Manufacture of wearing apparel</i>	81.4	81.7	78.5	81.7	82.2	83.3	78.8	82.0
1.4	16	Pembuatan kayu dan produk kayu dan gabus, kecuali perabot; pembuatan bagi artikel jerami dan bahan-bahan anyaman <i>Manufacture of wood and products of wood and cork, except furniture; manufacture of articles of straw and plaiting materials</i>	70.4	75.1	68.4	69.0	71.8	72.4	72.4	74.8
1.5	19	Pembuatan kok dan produk petroleum bertapis <i>Manufacture of coke and refined petroleum products</i>	76.5	81.8	82.2	73.4	74.2	76.1	84.2	81.6
1.6	20	Pembuatan kimia dan produk kimia <i>Manufacture of chemicals and chemical product</i>	80.9	81.9	80.0	81.2	82.2	80.0	80.0	82.6
1.7	221	Pembuatan produk getah <i>Manufacture of rubber products</i>	77.5	82.5	77.5	78.2	77.9	76.6	82.5	81.9
1.8	222	Pembuatan produk plastik <i>Manufacture of plastic products</i>	79.8	80.9	80.4	78.6	79.6	80.4	79.6	80.7
1.9	26	Pembuatan komputer, produk elektronik dan optikal <i>Manufacture of computer, electronics and optical products</i>	78.8	79.8	78.4	79.1	79.0	78.5	77.3	81.1
1.10	27	Pembuatan kelengkapan elektrik <i>Manufacture of electrical equipment</i>	80.4	82.1	81.0	78.0	81.5	81.0	80.8	82.4
1.11	28	Pembuatan jentera dan peralatan t.t.t.l. <i>Manufacture of machinery and equipment n.e.c.</i>	83.3	86.7	79.9	84.5	84.4	84.3	83.7	88.5
1.12	31	Pembuatan perabot <i>Manufacture of furniture</i>	81.2	86.3	80.3	79.3	78.1	87.3	88.0	85.8
2.		Industri Berorientasikan Domestik Domestic-Oriented Industries	81.4	83.7	80.9	80.3	81.7	82.9	83.6	83.7
2.1	10 (Kecuali 104)	Pembuatan produk prosesan makanan <i>Manufacture of food processing products</i>	82.6	84.2	83.8	80.6	83.2	83.0	83.3	83.5
2.2	11	Pembuatan minuman <i>Manufacture of beverages</i>	80.1	81.6	77.9	80.4	80.2	81.8	81.1	81.9
2.3	12	Pembuatan produk tembakau <i>Manufacture of tobacco products</i>	89.3	92.5	93.6	89.5	84.4	89.8	94.8	94.7
2.4	15	Pembuatan produk kulit dan barangan berkaitan <i>Manufacture of leather and related products</i>	82.1	84.9	86.1	79.9	80.1	82.1	87.7	84.4
2.5	17	Pembuatan kertas dan produk kertas <i>Manufacture of paper and paper products</i>	77.6	78.1	77.3	76.6	77.7	78.9	78.1	77.1
2.6	18	Percetakan dan penerbitan semula media rakaman <i>Printing and reproduction of recorded media</i>	83.2	85.2	81.5	83.2	83.4	84.8	84.1	85.0
2.7	21	Pembuatan produk farmaseutikal asas, kimia perubatan dan botani <i>Manufacture of basic pharmaceutical, medicinal chemical and botanical products</i>	83.0	85.2	82.8	82.7	83.3	83.2	85.2	85.6
2.8	23	Pembuatan produk galian bukan logam lain <i>Manufacture of other non-metallic mineral products</i>	81.7	85.3	77.4	80.5	83.4	85.7	85.5	83.6
2.9	24	Pembuatan logam asas <i>Manufacture of basic metals</i>	78.9	79.6	78.4	77.9	79.0	80.3	79.1	78.8
2.10	25	Pembuatan produk logam, kecuali mesin dan kelengkapan <i>Manufacture of fabricated metal products, except machinery and equipment</i>	81.3	84.3	80.6	79.7	81.7	83.1	83.2	83.7
2.11	29	Pembuatan kenderaan bermotor, treler dan semi treler <i>Manufacture of motor vehicles, trailers and semi-trailers</i>	82.8	84.6	86.1	82.1	81.6	81.3	86.1	88.3
2.12	30	Pembuatan kelengkapan pengangkutan lain <i>Manufacture of other transport equipment</i>	80.4	83.8	80.0	78.8	79.8	83.0	84.1	83.4
2.13	32	Pembuatan lain <i>Other manufacturing</i>	81.0	82.3	80.6	79.1	81.5	82.7	82.1	82.0
2.14	33	Mbaiki dan pemasangan jentera dan kelengkapan <i>Repair and installation of machinery and equipment</i>	82.1	84.9	82.8	78.9	82.4	84.5	84.8	83.6

Jadual 3: Kapasiti Penggunaan Industri Pembuatan mengikut Industri Berorientasikan Eksport dan Industri Berorientasikan Domestik (samb.)

Table 3: Manufacturing Industry Capacity Utilisation by Export-Oriented Industry and Domestic-Oriented Industry (cont.)

Bil. No.	Kod Codes	Keterangan Description	2024		2025		2023			
			Q3	Q4	Q1	Q2	Q3	Jan.	Feb.	Mac
	C	PEMBUATAN MANUFACTURING	82.4	81.9	81.8	82.5	82.9	79.3	79.2	80.8
1.		Industri Berorientasikan Eksport Export-Oriented Industries	81.8	80.9	80.6	81.6	82.0	79.5	78.5	80.0
1.1	104	Pembuatan minyak dan lemak daripada sayuran dan haiwan <i>Manufacture of vegetable and animal oils and fats</i>	79.4	77.6	72.8	80.1	80.4	64.8	67.3	65.7
1.2	13	Pembuatan tekstil <i>Manufacture of textiles</i>	83.3	83.5	83.6	80.0	80.6	69.9	75.7	79.0
1.3	14	Pembuatan pakaian <i>Manufacture of wearing apparel</i>	82.7	83.2	80.7	80.5	82.4	78.6	73.7	83.1
1.4	16	Pembuatan kayu dan produk kayu dan gabus, kecuali perabot; pembuatan bagi artikel jerami dan bahan-bahan anyaman <i>Manufacture of wood and products of wood and cork, except furniture; manufacture of articles of straw and plaiting materials</i>	76.6	76.9	75.4	75.0	77.2	67.9	68.3	68.9
1.5	19	Pembuatan kok dan produk petroleum bertapis <i>Manufacture of coke and refined petroleum products</i>	80.0	81.4	82.4	80.5	80.7	85.9	79.4	81.4
1.6	20	Pembuatan kimia dan produk kimia <i>Manufacture of chemicals and chemical product</i>	84.4	80.7	81.4	82.5	82.8	79.7	80.4	79.9
1.7	221	Pembuatan produk getah <i>Manufacture of rubber products</i>	83.3	82.4	83.5	80.7	82.2	77.0	76.3	79.1
1.8	222	Pembuatan produk plastik <i>Manufacture of plastic products</i>	82.3	81.0	80.2	80.9	81.8	79.9	80.4	80.9
1.9	26	Pembuatan komputer, produk elektronik dan optikal <i>Manufacture of computer, electronics and optical products</i>	81.3	79.7	79.2	81.4	81.9	77.9	78.2	79.3
1.10	27	Pembuatan kelengkapan elektrik <i>Manufacture of electrical equipment</i>	82.7	82.4	83.6	84.7	85.1	79.3	81.1	82.4
1.11	28	Pembuatan jentera dan peralatan t.t.t.l. <i>Manufacture of machinery and equipment n.e.c.</i>	87.7	86.9	85.9	88.8	87.8	77.6	78.6	83.5
1.12	31	Pembuatan perabot <i>Manufacture of furniture</i>	83.6	87.8	88.4	87.1	85.2	78.4	79.7	82.7
2.		Industri Berorientasikan Domestik Domestic-Oriented Industries	83.8	83.9	84.5	84.4	84.9	78.8	80.9	83.1
2.1	10 (Kecuali 104)	Pembuatan produk proses makanan <i>Manufacture of food processing products</i>	85.1	84.8	85.3	86.1	86.8	84.5	82.0	84.9
2.2	11	Pembuatan minuman <i>Manufacture of beverages</i>	80.6	82.7	83.0	83.9	84.3	79.0	77.3	77.3
2.3	12	Pembuatan produk tembakau <i>Manufacture of tobacco products</i>	88.4	92.0	96.7	85.3	85.2	92.7	91.5	96.8
2.4	15	Pembuatan produk kulit dan barangan berkaitan <i>Manufacture of leather and related products</i>	83.1	84.3	87.9	88.6	83.5	91.0	83.1	84.2
2.5	17	Pembuatan kertas dan produk kertas <i>Manufacture of paper and paper products</i>	78.4	79.0	77.9	75.9	77.9	74.6	77.3	79.9
2.6	18	Percetakan dan penerbitan semula media rakaman <i>Printing and reproduction of recorded media</i>	85.2	86.3	85.2	85.6	85.7	81.3	82.6	80.6
2.7	21	Pembuatan produk farmaseutikal asas, kimia perubatan dan botani <i>Manufacture of basic pharmaceutical, medicinal chemical and botanical products</i>	86.2	83.9	86.9	87.5	88.8	79.6	85.8	83.1
2.8	23	Pembuatan produk galian bukan logam lain <i>Manufacture of other non-metallic mineral products</i>	85.7	86.6	87.3	83.8	84.8	73.3	78.4	80.4
2.9	24	Pembuatan logam asas <i>Manufacture of basic metals</i>	79.7	80.6	80.3	80.9	81.9	73.9	78.7	82.5
2.10	25	Pembuatan produk logam, kecuali mesin dan kelengkapan <i>Manufacture of fabricated metal products, except machinery and equipment</i>	84.6	85.7	86.6	85.0	85.5	80.0	80.2	81.6
2.11	29	Pembuatan kenderaan bermotor, treler dan semi treler <i>Manufacture of motor vehicles, trailers and semi-trailers</i>	84.1	79.9	82.9	88.2	86.4	83.4	85.9	89.0
2.12	30	Pembuatan kelengkapan pengangkutan lain <i>Manufacture of other transport equipment</i>	83.7	84.2	83.1	81.3	84.5	79.6	79.9	80.3
2.13	32	Pembuatan lain <i>Other manufacturing</i>	81.9	83.2	84.9	82.2	82.0	80.2	78.8	82.7
2.14	33	Mbaiki dan pemasangan jentera dan kelengkapan <i>Repair and installation of machinery and equipment</i>	84.8	86.4	87.3	87.1	86.9	82.5	81.9	83.9

2024																		
Apr.	Mei	Jun	Jul.	Ogo.	Sep.	Okt.	Nov.	Dis.	Jan.	Feb.	Mac	Apr.	Mei	Jun	Jul.	Ogo.	Sep.	Okt.
76.5	79.2	79.2	78.6	79.6	80.1	80.4	80.1	79.2	80.9	79.8	81.7	80.3	82.7	83.2	82.2	82.8	82.3	81.9
75.6	78.1	78.4	77.6	78.5	78.9	79.3	78.7	77.4	79.3	78.3	80.9	78.6	82.0	83.2	81.6	82.1	81.6	81.1
66.1	72.8	71.4	74.6	75.7	79.5	78.0	76.9	74.3	71.9	68.6	71.1	70.5	77.4	78.1	79.0	79.7	79.6	79.8
76.8	78.1	80.2	76.6	77.0	76.9	77.1	77.3	77.1	77.2	80.1	82.1	80.0	84.2	85.3	82.5	83.2	84.1	83.5
81.6	81.4	82.2	81.1	82.4	83.1	84.0	84.4	81.5	78.7	72.9	84.6	82.3	81.8	82.0	82.4	82.6	83.2	84.2
67.7	70.4	68.9	69.9	72.8	72.8	72.4	72.5	72.2	71.2	71.9	73.9	70.7	76.6	77.1	77.4	76.0	76.3	77.2
72.8	73.5	74.0	74.4	74.6	73.5	77.1	75.9	75.3	84.4	84.0	84.3	80.2	81.4	83.1	80.2	79.9	79.8	81.0
79.3	82.0	82.4	82.3	83.1	81.1	80.8	79.2	80.1	80.2	77.9	81.8	80.7	82.4	84.6	84.5	85.5	83.3	81.3
75.7	78.6	80.4	77.7	78.0	77.8	76.0	75.5	78.3	83.1	80.8	83.5	81.3	80.9	83.4	83.8	84.3	81.8	82.3
76.8	80.2	78.9	79.0	80.2	79.5	80.9	80.9	79.5	81.4	78.9	78.5	78.0	81.3	82.7	83.7	82.8	80.4	81.0
77.0	79.6	80.8	77.9	78.3	80.7	79.7	79.5	76.4	76.2	76.1	79.5	76.7	82.8	83.6	80.2	81.8	82.0	80.0
74.9	78.9	80.1	79.2	82.5	82.9	82.6	82.4	78.0	79.9	79.5	83.1	81.4	82.8	83.1	82.5	82.7	83.0	82.9
84.0	85.9	83.6	82.7	86.1	84.4	83.4	84.9	84.6	82.6	82.9	85.6	87.5	88.5	89.5	88.2	88.4	86.4	85.8
79.8	80.2	78.0	77.2	78.5	78.6	86.1	87.5	88.2	89.0	86.2	88.9	86.3	86.4	84.8	82.8	84.2	83.9	86.8
78.6	81.5	80.8	80.5	81.9	82.6	82.6	83.1	82.9	84.3	83.0	83.6	83.7	84.1	83.2	83.6	84.3	83.6	83.5
79.2	81.5	81.2	81.9	83.3	84.2	83.1	82.9	83.1	84.1	82.6	83.2	83.6	83.8	83.2	84.8	84.9	85.7	84.4
78.3	82.9	80.0	80.1	80.2	80.5	80.6	82.1	82.8	81.5	80.0	81.9	82.6	83.0	80.0	79.9	80.6	81.3	81.1
93.4	92.8	82.3	82.0	81.7	89.4	89.7	90.1	89.7	93.0	94.4	96.9	95.5	96.5	92.0	88.3	87.3	89.6	90.6
75.7	80.4	83.6	79.1	79.2	81.9	80.7	81.1	84.6	91.2	83.7	88.2	84.4	85.0	83.9	81.9	82.9	84.5	83.0
76.6	75.6	77.6	77.0	77.4	78.6	78.5	79.4	79.0	78.9	78.1	77.3	77.3	75.9	78.0	78.2	78.4	78.5	78.0
82.7	83.8	83.2	82.9	83.4	83.9	83.5	84.5	86.3	84.1	83.8	84.3	85.6	85.2	84.3	84.9	85.1	85.6	84.9
82.2	84.2	81.6	81.2	83.5	85.1	82.6	82.5	84.5	83.6	86.1	86.1	84.8	84.7	87.2	87.9	85.3	85.5	83.5
80.4	79.5	81.7	81.4	83.8	84.8	85.1	85.9	86.0	86.3	84.9	85.4	84.2	82.6	83.9	85.4	85.8	86.0	86.7
78.5	77.9	77.3	76.9	79.5	80.5	80.1	81.3	79.6	78.6	79.4	79.4	79.2	78.7	78.4	78.6	80.0	80.6	80.4
77.4	80.7	81.1	80.9	81.9	82.3	82.9	83.0	83.4	83.9	81.7	84.1	82.0	83.3	85.7	83.5	84.8	85.6	85.4
74.8	88.6	82.9	81.2	82.7	81.0	81.3	81.6	81.1	88.5	85.9	83.9	89.5	92.0	83.4	85.4	87.5	79.3	80.0
80.2	76.6	79.6	77.8	79.4	82.2	82.1	83.4	83.4	84.9	82.8	84.4	82.8	83.8	83.7	82.8	83.7	84.5	83.7
76.7	81.5	79.1	81.2	81.1	82.3	82.7	83.0	82.4	83.0	80.3	82.9	81.3	83.0	81.7	82.1	81.3	82.4	82.8
78.0	77.9	80.8	82.9	81.7	82.7	85.1	85.8	82.4	84.1	84.0	86.4	83.9	82.2	84.6	85.2	84.8	84.5	87.2

Jadual 3: Kapasiti Penggunaan Industri Pembuatan mengikut Industri Berorientasikan Eksport dan Industri Berorientasikan Domestik (samb.)

Table 3: Manufacturing Industry Capacity Utilisation by Export-Oriented Industry and Domestic-Oriented Industry (cont.)

Bil. No.	Kod Codes	Keterangan Description	2024		2025								
			Nov.	Dis.	Jan.	Feb.	Mac	Apr.	Mei	Jun	Jul.	Ogo.	Sep.
	C	PEMBUATAN MANUFACTURING	82.2	81.4	81.8	81.2	82.5	81.1	82.9	83.6	82.4	83.2	83.3
1.		Industri Berorientasikan Eksport Export-Oriented Industries	81.4	80.2	80.5	79.8	81.5	79.5	82.1	83.3	81.4	82.2	82.5
1.1	104	Pembuatan minyak dan lemak daripada sayuran dan haiwan <i>Manufacture of vegetable and animal oils and fats</i>	77.6	75.5	73.3	71.9	73.3	77.1	80.2	83.0	81.2	78.4	81.6
1.2	13	Pembuatan tekstil <i>Manufacture of textiles</i>	84.1	82.8	82.9	83.4	84.4	79.5	80.1	80.5	80.1	80.2	81.5
1.3	14	Pembuatan pakaian <i>Manufacture of wearing apparel</i>	84.3	81.1	80.1	79.9	82.0	80.9	80.6	80.1	81.5	82.3	83.5
1.4	16	Pembuatan kayu dan produk kayu dan gabus, kecuali perabot; pembuatan bagi artikel jerami dan bahan-bahan anyaman <i>Manufacture of wood and products of wood and cork, except furniture; manufacture of articles of straw and plaiting materials</i>	77.1	76.3	74.2	75.7	76.1	73.2	76.8	75.0	77.7	76.9	77.1
1.5	19	Pembuatan kok dan produk petroleum bertapis <i>Manufacture of coke and refined petroleum products</i>	82.0	81.4	84.5	81.1	81.7	78.1	80.8	82.7	83.4	79.4	79.3
1.6	20	Pembuatan kimia dan produk kimia <i>Manufacture of chemicals and chemical product</i>	80.2	80.7	81.1	81.0	82.0	80.8	82.3	84.3	82.9	83.3	82.3
1.7	221	Pembuatan produk getah <i>Manufacture of rubber products</i>	81.1	83.7	83.9	82.9	83.7	80.9	80.1	81.0	83.7	83.8	79.2
1.8	222	Pembuatan produk plastik <i>Manufacture of plastic products</i>	82.2	79.8	82.3	79.5	78.8	78.6	81.1	83.0	83.4	82.6	79.4
1.9	26	Pembuatan komputer, produk elektronik dan optikal <i>Manufacture of computer, electronics and optical products</i>	81.1	78.2	77.5	78.1	82.1	78.7	82.5	83.0	77.1	83.6	85.0
1.10	27	Pembuatan kelengkapan elektrik <i>Manufacture of electrical equipment</i>	82.6	81.6	82.9	83.7	84.3	82.7	85.4	86.1	84.9	84.1	86.4
1.11	28	Pembuatan jentera dan peralatan t.t.t.l. <i>Manufacture of machinery and equipment n.e.c.</i>	87.6	87.3	84.9	86.5	86.3	87.7	88.8	89.9	88.3	87.6	87.4
1.12	31	Pembuatan perabot <i>Manufacture of furniture</i>	87.8	88.7	88.8	87.1	89.3	86.8	87.3	87.2	85.7	85.0	84.7
2.		Industri Berorientasikan Domestik Domestic-Oriented Industries	84.0	84.1	84.4	84.2	84.7	84.4	84.7	84.2	84.6	85.1	84.9
2.1	¹⁰ (Kecuali 104)	Pembuatan produk proses makanan <i>Manufacture of food processing products</i>	84.8	85.2	86.0	84.8	85.1	85.5	86.5	86.4	86.6	86.8	86.9
2.2	11	Pembuatan minuman <i>Manufacture of beverages</i>	83.2	84.0	83.2	82.3	83.5	83.7	85.5	82.6	83.9	84.4	84.5
2.3	12	Pembuatan produk tembakau <i>Manufacture of tobacco products</i>	92.7	92.5	96.2	97.4	96.6	83.8	87.5	84.7	82.6	80.4	92.7
2.4	15	Pembuatan produk kulit dan barangan berkaitan <i>Manufacture of leather and related products</i>	84.4	85.6	87.9	87.1	88.8	88.7	90.0	87.0	83.0	83.7	83.8
2.5	17	Pembuatan kertas dan produk kertas <i>Manufacture of paper and paper products</i>	79.8	79.2	78.4	78.5	76.8	76.2	75.5	76.1	77.0	78.2	78.4
2.6	18	Percetakan dan penerbitan semula media rakaman <i>Printing and reproduction of recorded media</i>	86.3	87.8	85.4	85.2	85.0	85.7	85.9	85.3	84.0	86.5	86.6
2.7	21	Pembuatan produk farmaseutikal asas, kimia perubatan dan botani <i>Manufacture of basic pharmaceutical, medicinal chemical and botanical products</i>	82.9	85.3	85.2	87.8	87.6	87.2	87.0	88.3	88.4	88.7	89.5
2.8	23	Pembuatan produk galian bukan logam lain <i>Manufacture of other non-metallic mineral products</i>	86.4	86.7	86.6	86.5	88.9	84.3	82.7	84.5	85.5	86.2	82.9
2.9	24	Pembuatan logam asas <i>Manufacture of basic metals</i>	81.5	80.0	78.8	80.6	81.4	82.0	79.9	80.8	81.5	81.7	82.5
2.10	25	Pembuatan produk logam, kecuali mesin dan kelengkapan <i>Manufacture of fabricated metal products, except machinery and equipment</i>	85.6	86.2	86.4	86.3	86.9	84.5	84.4	86.1	84.1	86.0	86.5
2.11	29	Pembuatan kenderaan bermotor, treler dan semi treler <i>Manufacture of motor vehicles, trailers and semi-trailers</i>	79.8	80.0	83.4	83.3	82.0	90.3	90.4	83.8	88.7	86.7	83.7
2.12	30	Pembuatan kelengkapan pengangkutan lain <i>Manufacture of other transport equipment</i>	84.9	84.0	83.4	82.0	83.8	75.7	84.2	83.9	78.4	87.1	87.9
2.13	32	Pembuatan lain <i>Other manufacturing</i>	83.6	83.1	85.7	83.8	85.3	82.7	82.8	81.1	82.6	80.4	83.0
2.14	33	Membaiki dan pemasangan jentera dan kelengkapan <i>Repair and installation of machinery and equipment</i>	86.8	85.1	87.2	87.1	87.6	86.5	85.3	89.4	89.5	85.7	85.5

Jadual 4: Kapasiti Penggunaan Industri Pembuatan mengikut Negeri

Table 4: Manufacturing Industry Capacity Utilisation by State

Negeri State	2023	2024	2023				2024	
			Q1	Q2	Q3	Q4	Q1	Q2
Johor	80.7	83.4	80.7	79.0	81.6	81.5	80.9	83.3
Kedah	79.5	78.6	83.8	78.5	77.9	77.8	78.7	80.6
Kelantan	75.2	72.0	77.4	73.8	75.8	73.7	69.8	73.6
Melaka	82.7	83.2	81.4	82.6	85.3	81.3	80.0	83.5
Negeri Sembilan	83.4	84.6	82.0	82.0	86.0	83.6	85.0	84.4
Pahang	79.6	83.9	76.3	75.4	83.5	83.3	80.9	84.7
Pulau Pinang	77.3	79.9	76.8	76.0	76.8	79.5	78.4	80.1
Perak	77.6	79.7	77.1	76.8	77.1	79.4	77.8	79.2
Perlis	66.6	68.8	65.8	62.3	65.5	72.7	71.1	69.2
Selangor	81.4	84.3	79.7	81.6	82.4	82.0	83.0	84.6
Terengganu	79.5	83.8	78.8	85.8	80.6	72.7	81.9	84.8
Sabah	74.2	75.3	72.3	72.4	77.2	74.8	73.4	74.8
Sarawak	74.8	77.9	81.6	70.5	70.4	76.7	80.6	77.9
Wilayah Persekutuan Kuala Lumpur & Wilayah Persekutuan Putrajaya	76.9	78.7	79.6	76.0	74.8	77.1	78.7	78.7
Wilayah Persekutuan Labuan	90.4	96.3	93.3	75.0	97.2	95.9	96.2	94.3
Malaysia	79.4	81.8	79.8	78.3	79.4	79.9	80.8	82.1

Jadual 4: Kapasiti Penggunaan Industri Pembuatan mengikut Negeri (samb.)

Table 4: Manufacturing Industry Capacity Utilisation by State (cont.)

Negeri State	2024		2025			2023		
	Q3	Q4	Q1	Q2	Q3	Jan.	Feb.	Mac
Johor	84.4	84.8	85.2	85.1	85.5	79.9	80.3	82.0
Kedah	77.7	77.3	79.8	82.9	80.7	85.0	82.9	83.3
Kelantan	73.7	71.2	66.2	69.0	70.6	76.7	77.3	78.1
Melaka	85.2	84.0	84.2	87.7	86.1	86.7	76.0	81.6
Negeri Sembilan	85.7	83.2	83.0	85.9	86.9	81.7	79.7	84.6
Pahang	85.3	84.6	84.5	84.6	86.8	79.5	73.9	75.4
Pulau Pinang	81.1	80.0	81.2	81.2	81.0	75.7	76.7	77.9
Perak	80.7	81.2	77.3	81.1	79.8	78.0	80.5	72.8
Perlis	67.5	67.4	70.5	58.5	72.3	59.1	65.9	72.5
Selangor	85.3	84.1	83.6	84.0	85.4	77.9	78.8	82.3
Terengganu	85.8	82.8	86.7	90.1	88.5	76.9	81.3	78.3
Sabah	77.0	76.2	72.6	81.6	79.2	71.8	72.4	72.8
Sarawak	75.6	77.4	76.1	73.8	75.1	80.1	84.0	80.8
Wilayah Persekutuan Kuala Lumpur & Wilayah Persekutuan Putrajaya	78.8	78.6	80.8	77.9	80.0	78.3	79.2	81.3
Wilayah Persekutuan Labuan	96.7	97.9	98.5	92.7	98.0	96.3	91.0	92.6
Malaysia	82.4	81.9	81.8	82.5	82.9	79.3	79.2	80.8

2024																		
Apr.	Mei	Jun	Jul.	Ogo.	Sep.	Okt.	Nov.	Dis.	Jan.	Feb.	Mac	Apr.	Mei	Jun	Jul.	Ogo.	Sep.	Okt.
76.9	79.7	80.3	80.9	81.6	82.3	82.6	82.4	79.5	81.3	79.6	81.8	81.4	84.0	84.5	83.8	84.8	84.6	85.6
75.7	79.9	79.9	77.7	76.9	79.3	77.7	79.3	76.5	79.1	76.5	80.4	78.3	80.2	83.2	77.9	77.5	77.9	77.8
72.9	72.5	76.0	80.4	76.4	70.6	77.0	71.3	72.9	70.2	68.1	70.9	72.6	74.3	73.8	73.8	75.0	72.2	72.4
81.4	86.8	79.5	82.8	87.5	85.6	82.0	84.2	77.9	84.8	77.8	77.5	78.6	86.1	85.9	85.5	85.7	84.4	87.1
82.7	83.3	80.0	87.0	85.0	86.0	83.9	83.3	83.5	84.6	83.0	87.5	83.2	85.6	84.5	85.4	87.5	84.1	85.4
78.4	76.4	71.4	79.2	84.3	87.1	86.2	81.3	82.3	77.3	79.7	85.7	82.9	85.5	85.6	84.5	85.3	86.2	84.3
72.9	77.1	78.0	74.6	77.4	78.5	81.1	78.3	79.0	77.2	76.7	81.2	76.2	81.6	82.5	80.6	81.1	81.7	78.9
77.2	74.9	78.1	78.2	75.9	77.3	78.6	77.4	82.2	75.3	75.6	82.5	78.5	79.9	79.3	81.4	78.7	81.9	81.4
57.4	65.1	64.4	61.2	60.3	75.1	72.3	72.3	73.5	74.7	64.4	74.2	66.2	66.6	74.7	73.0	66.1	63.4	67.7
80.6	82.7	81.5	80.6	82.4	84.1	81.8	82.9	81.2	83.6	82.9	82.6	84.0	85.1	84.9	84.4	86.3	85.3	83.9
81.9	86.2	89.4	83.7	82.2	75.8	76.2	75.0	67.0	77.9	81.0	86.7	81.5	83.6	89.2	85.3	88.5	83.4	83.4
69.4	73.7	74.2	77.3	76.9	77.5	73.2	76.3	75.0	75.4	73.5	71.2	71.8	76.0	76.4	77.3	76.0	77.7	76.6
67.8	70.3	73.4	70.8	70.6	69.7	76.4	75.1	78.5	81.7	80.0	80.2	77.1	78.1	78.5	76.7	75.3	74.7	76.0
75.4	78.0	74.5	74.8	74.0	75.7	75.2	77.3	78.8	78.7	76.6	80.8	79.5	79.1	77.5	80.3	78.4	77.6	78.3
60.0	70.6	94.5	97.7	97.0	97.0	96.8	97.0	93.9	94.1	97.7	96.9	95.4	92.1	95.5	94.4	98.1	97.5	99.5
76.5	79.2	79.2	78.6	79.6	80.1	80.4	80.1	79.2	80.9	79.8	81.7	80.3	82.7	83.2	82.2	82.8	82.3	81.9

Jadual 4: Kapasiti Penggunaan Industri Pembuatan mengikut Negeri (samb.)

Table 4: Manufacturing Industry Capacity Utilisation by State (cont.)

Negeri State	2024		2025									
	Nov.	Dis.	Jan.	Feb.	Mac	Apr.	Mei	Jun	Jul.	Ogo.	Sep.	
Johor	85.4	83.6	84.9	84.8	85.8	83.6	85.3	86.4	85.8	84.9	85.7	
Kedah	76.2	77.8	77.2	77.7	84.6	80.5	83.0	85.0	76.2	82.1	83.9	
Kelantan	69.5	71.5	65.1	68.4	65.2	71.5	70.5	65.0	73.0	71.6	67.1	
Melaka	83.4	81.5	81.7	84.8	86.1	86.7	89.1	87.2	85.9	85.7	86.6	
Negeri Sembilan	84.4	79.8	81.0	84.2	83.9	85.9	86.1	85.8	86.4	86.3	88.0	
Pahang	84.8	84.6	85.2	80.6	87.6	85.7	84.0	84.1	88.1	87.0	85.4	
Pulau Pinang	81.1	79.9	80.4	80.7	82.5	79.3	83.0	81.5	76.8	82.5	83.6	
Perak	82.5	79.7	75.9	75.7	80.3	80.4	81.5	81.4	82.0	78.9	78.5	
Perlis	68.6	65.9	68.2	71.3	72.1	59.2	60.4	56.0	77.7	67.5	71.5	
Selangor	84.5	83.9	83.8	83.2	83.7	83.0	84.2	84.7	84.4	86.1	85.5	
Terengganu	82.6	82.5	85.1	87.1	88.0	87.6	90.0	92.6	88.0	90.0	87.5	
Sabah	76.3	75.6	72.1	73.0	72.8	81.0	79.8	84.1	80.3	77.4	80.0	
Sarawak	77.5	78.8	79.0	74.3	74.9	70.8	73.8	76.7	77.5	74.1	73.6	
Wilayah Persekutuan Kuala Lumpur & Wilayah Persekutuan Putrajaya	80.6	76.7	84.9	81.0	76.5	79.3	77.4	77.1	81.8	79.9	78.2	
Wilayah Persekutuan Labuan	94.8	99.3	96.4	99.8	99.4	84.1	95.8	98.2	96.6	99.0	98.3	
Malaysia	82.2	81.4	81.8	81.2	82.5	81.1	82.9	83.6	82.4	83.2	83.3	

Jadual 5: Faktor Kapasiti Industri Pembuatan di Bawah Tahap Penggunaan - Peratus Sumbangan

Table 5: Factors of Under-utilisation of Manufacturing Industry Capacity - Percentage Share

Keterangan Faktor Factor Description	2023							
	Jan.	Feb.	Mac	Apr.	Mei	Jun	Jul.	Ogo.
Kurang menguntungkan untuk beroperasi pada keupayaan pengeluaran <i>Not most profitable to operate at full production capability</i>	5.5	5.0	5.6	5.4	5.4	5.2	5.3	5.4
Bekalan bahan tidak mencukupi <i>Insufficient supply of materials</i>	11.0	10.8	10.9	11.1	10.9	10.6	11.1	11.2
Pembaikan & penyelenggaraan mesin dan kelengkapan <i>Repair & maintenance of machinery and equipment</i>	9.0	9.4	9.2	8.7	8.6	9.1	9.1	8.7
Inventori yang mencukupi <i>Sufficient inventory</i>	5.2	5.9	6.2	5.5	5.9	6.5	6.1	6.2
Permintaan kurang <i>Low demand</i>	36.6	36.5	37.3	39.4	40.3	39.3	40.8	40.0
Kekurangan tenaga buruh <i>Insufficient supply of labour force</i>	9.0	8.5	8.0	7.9	7.4	7.6	7.2	7.4
Bahan bakar atau tenaga elektrik yang tidak mencukupi <i>Lack of sufficient fuel or electric energy</i>	0.3	0.3	0.4	0.4	0.4	0.4	0.3	0.3
Limitasi atau kerosakan mesin dan kelengkapan <i>Machinery and equipment limitations or failures</i>	3.5	3.9	3.8	3.6	3.8	3.7	3.6	3.5
Pekerja kurang kompeten <i>Incompetent workers</i>	2.6	2.4	2.4	2.2	2.2	2.2	2.1	2.0
Limitasi ruang penyimpanan <i>Storage limitations</i>	3.9	4.4	4.6	3.6	4.0	4.2	4.3	4.2
Kekangan logistik/ pengangkutan <i>Logistics/ transportation constraints</i>	1.6	1.4	1.2	1.3	1.3	1.4	1.2	1.5
Penutupan kilang sementara <i>Temporary plant shutdown</i>	1.2	0.9	0.9	1.1	0.6	0.9	0.7	0.7
Kekangan kewangan <i>Financial constraints</i>	1.6	1.8	1.6	1.5	1.5	1.5	1.7	1.6
Mogok atau pemberhentian pekerja <i>Strike or work stoppage</i>	0.1	0.1	0.1	0.1	0.1	0.1	0.1	0.1
Operasi bermusim <i>Seasonal operations</i>	3.9	3.6	3.2	3.2	3.2	3.4	3.0	3.1
Sekatan berkaitan alam sekitar <i>Environmental restrictions</i>	0.2	0.2	0.2	0.2	0.2	0.2	0.2	0.2
Isu kualiti produk atau perkhidmatan <i>Quality issues of products or services</i>	1.3	1.5	1.2	1.1	1.0	0.9	0.9	1.5
Lain-lain <i>Others</i>	3.4	3.2	3.2	3.6	3.1	2.7	2.2	2.3

Jadual 5: Faktor Kapasiti Industri Pembuatan di Bawah Tahap Penggunaan - Peratus Sumbangan (samb.)
Table 5: Factors of Under-utilisation of Manufacturing Industry Capacity - Percentage Share (cont.)

Keterangan Faktor Factor Description	2023				2024			
	Sep.	Okt.	Nov.	Dis.	Jan.	Feb.	Mac	Apr.
Kurang menguntungkan untuk beroperasi pada keupayaan pengeluaran <i>Not most profitable to operate at full production capability</i>	5.2	5.4	5.2	4.9	4.5	4.5	5.1	5.0
Bekalan bahan tidak mencukupi <i>Insufficient supply of materials</i>	11.4	10.9	11.0	10.7	11.2	11.3	10.8	10.5
Pembaikan & penyelenggaraan mesin dan kelengkapan <i>Repair & maintenance of machinery and equipment</i>	8.9	8.8	9.2	8.1	8.7	8.0	7.7	8.2
Inventori yang mencukupi <i>Sufficient inventory</i>	5.8	5.6	6.2	6.9	6.0	5.8	6.4	6.3
Permintaan kurang <i>Low demand</i>	41.5	41.6	41.9	42.3	41.6	42.2	43.0	42.3
Kekurangan tenaga buruh <i>Insufficient supply of labour force</i>	7.1	6.9	6.8	7.0	6.5	6.4	6.7	6.4
Bahan bakar atau tenaga elektrik yang tidak mencukupi <i>Lack of sufficient fuel or electric energy</i>	0.3	0.4	0.4	0.3	0.3	0.5	0.5	0.4
Limitasi atau kerosakan mesin dan kelengkapan <i>Machinery and equipment limitations or failures</i>	3.6	3.6	3.5	3.5	3.6	3.8	3.7	3.7
Pekerja kurang kompeten <i>Incompetent workers</i>	2.3	1.9	1.7	1.9	2.2	2.0	2.0	2.2
Limitasi ruang penyimpanan <i>Storage limitations</i>	3.6	4.3	4.0	3.8	4.2	3.7	3.7	4.0
Kekangan logistik/ pengangkutan <i>Logistics/ transportation constraints</i>	1.3	0.9	1.2	1.1	1.5	1.4	1.3	1.3
Penutupan kilang sementara <i>Temporary plant shutdown</i>	0.8	0.7	0.8	0.7	0.7	1.0	0.6	0.9
Kekangan kewangan <i>Financial constraints</i>	1.4	1.5	1.2	1.5	1.6	1.5	1.3	1.4
Mogok atau pemberhentian pekerja <i>Strike or work stoppage</i>	0.1	0.1	0.1	0.1	0.1	0.1	0.1	0.1
Operasi bermusim <i>Seasonal operations</i>	3.2	3.4	3.2	3.4	3.4	3.6	3.3	3.6
Sekatan berkaitan alam sekitar <i>Environmental restrictions</i>	0.2	0.2	0.2	0.2	0.2	0.2	0.2	0.2
Isu kualiti produk atau perkhidmatan <i>Quality issues of products or services</i>	1.2	1.3	1.0	1.2	1.4	1.3	1.3	1.1
Lain-lain <i>Others</i>	2.3	2.4	2.6	2.4	2.3	2.8	2.3	2.4

2025																
Mei	Jun	Jul.	Ogo.	Sep.	Okt.	Nov.	Dis.	Jan.	Feb.	Mac	Apr.	Mei	Jun	Jul.	Ogo.	Sep.
4.9	4.6	5.4	5.2	4.6	4.9	4.8	5.0	4.9	5.2	5.4	5.4	5.3	5.0	5.0	4.5	4.7
11.0	10.4	10.8	9.9	10.0	10.4	10.1	10.2	10.0	9.6	9.4	9.1	9.6	9.6	9.3	9.1	8.8
8.3	8.1	8.4	7.8	8.0	8.0	8.0	8.0	8.4	8.8	8.4	8.7	9.1	8.4	8.9	8.9	9.1
6.3	6.2	6.3	6.2	6.6	5.8	5.9	6.4	6.4	6.4	6.1	6.2	6.1	5.9	6.8	6.1	6.4
42.2	43.8	42.3	44.1	43.8	44.0	44.0	44.1	42.6	43.5	45.0	43.1	42.9	44.2	43.4	43.9	43.2
6.7	6.5	6.3	6.4	6.3	6.7	6.2	6.2	5.9	6.2	6.1	6.4	6.3	6.2	6.2	6.5	6.3
0.5	0.5	0.4	0.4	0.5	0.4	0.5	0.4	0.4	0.4	0.6	0.5	0.4	0.5	0.4	0.4	0.6
4.1	4.0	4.0	3.6	3.6	3.6	3.5	3.6	4.1	3.5	3.1	3.7	3.9	3.7	3.8	4.0	4.0
1.9	2.1	2.1	2.0	1.9	2.1	2.1	2.0	2.4	2.1	1.9	2.0	1.8	2.1	2.0	2.0	2.0
4.1	3.8	4.2	4.2	4.3	3.9	3.6	3.9	3.5	3.5	4.0	4.1	3.8	3.9	3.9	4.3	4.4
1.3	1.5	1.2	1.1	1.7	1.4	1.5	1.3	1.6	1.5	1.5	1.5	1.7	1.8	1.5	1.9	1.6
0.5	0.5	0.5	0.5	0.5	0.6	0.7	0.7	1.1	0.9	0.8	1.0	0.8	0.7	0.9	0.7	0.8
1.6	1.4	1.4	1.4	1.3	1.7	1.7	1.4	1.3	1.3	1.2	1.4	1.3	1.4	1.5	1.4	1.2
0.1	0.1	0.1	0.1	0.1	0.1	0.1	0.1	0.1	0.1	0.1	0.0	0.1	0.1	0.1	0.0	0.0
3.1	3.2	2.9	2.8	3.1	2.8	3.3	3.4	3.5	3.4	3.3	3.2	3.4	3.0	3.0	3.0	3.2
0.3	0.3	0.3	0.2	0.2	0.3	0.3	0.3	0.2	0.2	0.2	0.2	0.2	0.3	0.3	0.2	0.3
1.3	1.0	1.2	1.2	1.1	1.3	1.4	1.1	1.0	1.3	1.0	1.1	1.0	1.3	1.1	1.3	1.4
2.0	2.1	2.3	2.8	2.3	2.1	2.3	2.0	2.6	2.1	2.0	2.3	2.2	2.0	1.9	1.8	1.7

Jadual 6: Kapasiti Penggunaan mengikut Negara Terpilih

Table 6: Capacity Utilisation by Selected Country

Negara Country	2023	2024	2023				2024				2025		
			Q1	Q2	Q3	Q4	Q1	Q2	Q3	Q4	Q1	Q2	Q3
Canada	77.6	77.8	77.9	78.0	77.6	76.9	77.2	77.9	77.9	78.0	77.4	76.7	n.a
China	75.1	75.0	74.3	74.5	75.6	75.9	73.6	74.9	75.1	76.2	74.1	74.0	74.6
Germany	83.4	78.8	84.4	84.3	82.9	81.9	80.8	80.6	77.7	76.1	76.4	77.7	77.2
Indonesia	73.2	73.3	72.3	73.6	74.4	72.8	73.6	73.7	73.1	72.9	73.3	73.6	73.8
Philippines	73.6	75.3	73.0	73.1	74.0	74.5	74.6	74.9	75.6	76.2	76.1	76.8	77.2
South Korea	71.9	72.7	70.6	72.0	72.3	72.5	72.4	73.4	72.5	72.5	73.5	72.5	73.5
Thailand	59.6	59.0	64.2	58.6	58.4	57.4	61.0	58.3	58.8	57.7	61.0	59.0	57.4
United States	77.8	76.8	78.2	78.0	77.7	77.3	77.2	77.1	76.7	76.2	76.5	76.7	n.a

Nota / Note :

n.a - Canada ST3 2025 akan diterbitkan pada 12 Disember 2025 / Canada Q3 2025 will be released on 12th December 2025

- United States September 2025 akan diterbitkan pada 3 Disember 2025 / United States September 2025 will be released on 3rd December 2025

Jadual 7: Indeks Pengeluaran Perindustrian Sektor Pembuatan mengikut Kumpulan

Table 7: Industrial Production Index of Manufacturing Industry by Group

Bil. No.	Wajaran Weights 2015	Kod Codes	Keterangan Subsektor Sub-sector Description			2023				2024	
				2023	2024	Q1	Q2	Q3	Q4	Q1	Q2
	68.25	C	PEMBUATAN MANUFACTURING	139.5	145.7	137.7	134.9	142.3	143.2	140.6	141.5
1	8.55		Makanan, Minuman dan Tembakau Food, Beverages and Tobacco	134.5	141.8	126.0	129.4	141.2	141.4	126.5	136.6
1.1	7.39	10	Pembuatan produk makanan Manufacture of food products	135.5	142.3	124.8	128.7	145.6	142.9	123.9	135.4
1.2	0.65	11	Pembuatan minuman Manufacture of beverages	137.7	147.3	123.2	140.4	138.8	148.3	130.3	148.8
1.3	0.52	12	Pembuatan produk tembakau Manufacture of tobacco products	116.4	127.9	147.4	125.2	81.3	111.5	158.8	139.3
2	1.33		Produk Tekstil, Pakaian, Kulit dan Kasut Textiles, Wearing Apparel, Leather Products and Footwear	126.4	129.6	135.7	114.3	118.5	137.2	137.8	118.7
2.1	0.58	13	Pembuatan tekstil Manufacture of textiles	114.9	118.0	125.0	105.7	111.3	117.5	125.8	112.5
2.2	0.60	14	Pembuatan pakaian Manufacture of wearing apparel	130.2	132.0	141.4	109.9	117.8	151.8	142.8	111.9
2.3	0.15	15	Pembuatan produk kulit dan barangan berkaitan Manufacture of leather and related products	155.9	165.4	153.9	165.9	149.6	154.1	163.8	170.1
3	4.56		Produk Kayu, Perabot, Keluaran Kertas dan Percetakan Wood Products, Furniture, Paper Products and Printing	129.5	136.1	131.2	123.3	125.4	138.0	136.8	130.0
3.1	1.44	16	Pembuatan kayu dan produk kayu dan gabus, kecuali perabot; pembuatan bagi artikel jerami dan bahan-bahan anyaman Manufacture of wood and products of wood and cork, except furniture; manufacture of articles of straw and plaiting materials	115.8	120.1	119.0	111.9	112.8	119.5	118.5	116.2
3.2	1.15	17	Pembuatan kertas dan produk kertas Manufacture of paper and paper products	149.7	154.1	147.3	136.9	153.6	161.0	152.9	140.7
3.3	0.93	18	Percetakan dan penerbitan semula media rakaman Printing and reproduction of recorded media	132.2	143.2	126.2	127.6	129.4	145.7	132.7	138.7
3.4	1.04	31	Pembuatan perabot Manufacture of furniture	123.5	131.7	134.5	120.3	107.9	131.4	148.0	129.5
4	20.60		Produk Petroleum, Kimia, Getah dan Plastik Petroleum, Chemical, Rubber and Plastic Products	130.1	134.2	132.9	124.3	132.9	130.3	134.8	129.7
4.1	9.36	19	Pembuatan kok dan produk petroleum bertapis Manufacture of coke and refined petroleum products	118.1	119.6	128.0	108.7	117.5	118.1	128.5	113.2
4.2	6.37	20	Pembuatan kimia dan produk kimia Manufacture of chemicals and chemical products	129.7	132.5	129.2	125.9	133.3	130.4	128.7	130.0
4.3	0.38	21	Pembuatan produk farmaseutikal asas, kimia perubatan dan botani Manufacture of basic pharmaceuticals, medicinal chemical and botanical products	168.4	178.1	165.3	163.1	176.1	169.2	174.2	174.4
4.4	4.49	22	Pembuatan produk getah dan plastik Manufacture of rubber and plastics products	152.6	163.4	145.9	151.4	160.9	152.3	153.1	160.0
5	9.11		Produk Mineral Bukan Logam, Logam Asas dan Produk Logam yang Direka Non-metallic Mineral Products, Basic Metal and Fabricated Metal Products	122.5	131.4	126.8	111.8	117.0	134.3	135.7	122.2
5.1	2.97	23	Pembuatan produk galian bukan logam lain Manufacture of other non-metallic mineral products	118.8	127.2	128.8	101.5	109.8	135.0	137.0	111.8
5.2	2.35	24	Pembuatan logam asas Manufacture of basic metals	125.5	131.3	126.0	120.9	124.1	131.1	128.6	129.1
5.3	3.79	25	Pembuatan produk logam yang direka, kecuali mesin dan kelengkapan Manufacture of fabricated metal products, except machinery and equipment	123.5	134.7	125.8	114.1	118.3	135.8	139.0	126.2
6	18.23		Produk Peralatan Elektrik dan Elektronik Electrical and Electronics Products	165.9	173.7	155.0	165.3	175.5	167.7	156.4	170.8
6.1	13.89	26	Pembuatan komputer, produk elektronik dan optikal Manufacture of computer, electronics and optical products	171.9	181.8	160.2	168.4	182.9	176.0	161.7	175.3
6.2	2.20	27	Pembuatan kelengkapan elektrik Manufacture of electrical equipment	147.2	147.8	141.8	153.1	151.8	142.2	140.0	149.9
6.3	2.14	28	Pembuatan jentera dan peralatan t.t.t.l. Manufacture of machinery and equipment n.e.c.	146.1	148.0	135.1	157.6	151.7	140.2	138.8	163.4
7	5.87		Kelengkapan Pengangkutan dan Pembuatan Lain Transport Equipment and Other Manufactures	135.3	137.6	140.2	135.2	131.5	134.4	143.6	142.9
7.1	3.17	29	Pembuatan kenderaan bermotor, treler dan semi treler Manufacture of motor vehicles, trailers and semi-trailers	148.2	148.4	156.0	153.2	143.0	140.4	158.2	162.6
7.2	1.19	30	Pembuatan kelengkapan pengangkutan lain Manufacture of other transport equipment	107.6	110.8	110.1	97.3	109.1	113.9	114.5	101.9
7.3	0.74	32	Pembuatan lain Other manufacturing	121.3	125.2	122.6	119.1	112.5	131.2	125.5	124.4
7.4	0.76	33	Mbaiki dan pemasangan jentera dan kelengkapan Repair and installation of machinery and equipment	138.6	146.3	138.4	135.1	136.7	144.4	145.5	143.1

Jadual 7: Indeks Pengeluaran Perindustrian Sektor Pembuatan mengikut Kumpulan (samb.)
Table 7: Industrial Production Index of Manufacturing Industry by Group (cont.)

Bil. No.	Wajaran Weights 2015	Kod Codes	Keterangan Subsektor Sub-sector Description	2024		2025		2023				
				Q3	Q4	Q1	Q2	Q3	Jan.	Feb.	Mac	Apr.
	68.25	C	PEMBUATAN MANUFACTURING	150.5	149.7	146.4	147.0	156.6	137.9	132.4	142.8	126.5
1	8.55		Makanan, Minuman dan Tembakau Food, Beverages and Tobacco	153.0	151.0	137.0	151.4	163.2	127.0	122.0	129.0	121.5
1.1	7.39	10	Pembuatan produk makanan <i>Manufacture of food products</i>	157.5	152.4	135.4	151.4	167.5	125.5	121.0	127.9	119.4
1.2	0.65	11	Pembuatan minuman <i>Manufacture of beverages</i>	148.6	161.4	137.8	160.5	167.9	127.2	118.2	124.2	142.4
1.3	0.52	12	Pembuatan produk tembakau <i>Manufacture of tobacco products</i>	94.5	119.2	159.3	138.8	96.3	147.9	142.4	151.9	126.2
2	1.33		Produk Tekstil, Pakaian, Kulit dan Kasut Textiles, Wearing Apparel, Leather Products and Footwear	124.1	138.0	139.2	118.4	124.0	130.0	133.6	143.4	115.3
2.1	0.58	13	Pembuatan tekstil <i>Manufacture of textiles</i>	115.1	118.5	121.7	108.7	111.8	119.0	123.5	132.5	102.9
2.2	0.60	14	Pembuatan pakaian <i>Manufacture of wearing apparel</i>	123.7	149.7	147.2	111.6	123.5	135.2	140.2	148.8	115.3
2.3	0.15	15	Pembuatan produk kulit dan barangan berkaitan <i>Manufacture of leather and related products</i>	161.3	166.4	174.7	183.9	173.1	152.1	145.8	163.9	163.1
3	4.56		Produk Kayu, Perabot, Keluaran Kertas dan Percetakan Wood Products, Furniture, Paper Products and Printing	133.5	143.9	140.8	134.4	138.4	131.3	132.6	129.6	120.2
3.1	1.44	16	Pembuatan kayu dan produk kayu dan gabus, kecuali perabot; pembuatan bagi artikel jerami dan bahan-bahan anyaman <i>Manufacture of wood and products of wood and cork, except furniture; manufacture of articles of straw and plaiting materials</i>	120.4	125.1	122.2	117.8	124.0	112.5	125.0	119.5	106.0
3.2	1.15	17	Pembuatan kertas dan produk kertas <i>Manufacture of paper and paper products</i>	159.7	163.3	152.4	138.1	156.4	152.5	146.6	142.8	134.1
3.3	0.93	18	Percetakan dan penerbitan semula media rakaman <i>Printing and reproduction of recorded media</i>	143.8	157.8	142.9	151.1	155.2	130.9	126.7	120.9	130.3
3.4	1.04	31	Pembuatan perabot <i>Manufacture of furniture</i>	113.5	135.9	152.0	138.4	123.7	134.1	133.0	136.5	115.5
4	20.60		Produk Petroleum, Kimia, Getah dan Plastik Petroleum, Chemical, Rubber and Plastic Products	139.0	134.7	138.4	128.6	137.9	128.9	128.8	141.2	113.9
4.1	9.36	19	Pembuatan kok dan produk petroleum bertapis <i>Manufacture of coke and refined petroleum products</i>	120.4	119.2	128.3	109.3	119.6	124.2	121.5	138.2	93.8
4.2	6.37	20	Pembuatan kimia dan produk kimia <i>Manufacture of chemicals and chemical products</i>	138.7	132.6	134.4	130.9	136.5	124.6	129.2	133.7	118.2
4.3	0.38	21	Pembuatan produk farmaseutikal asas, kimia perubatan dan botani <i>Manufacture of basic pharmaceuticals, medicinal chemical and botanical products</i>	186.9	176.8	183.3	187.8	204.0	155.9	169.3	170.8	163.9
4.4	4.49	22	Pembuatan produk getah dan plastik <i>Manufacture of rubber and plastics products</i>	174.2	166.1	161.4	160.3	172.5	142.4	139.8	155.5	145.3
5	9.11		Produk Mineral Bukan Logam, Logam Asas dan Produk Logam yang Direka Non-metallic Mineral Products, Basic Metal and Fabricated Metal Products	127.5	140.0	140.6	127.1	132.0	130.3	123.6	126.6	114.8
5.1	2.97	23	Pembuatan produk galian bukan logam lain <i>Manufacture of other non-metallic mineral products</i>	119.9	140.2	140.3	115.0	119.4	131.5	126.1	128.7	112.7
5.2	2.35	24	Pembuatan logam asas <i>Manufacture of basic metals</i>	133.5	133.9	132.1	136.5	141.9	119.8	126.8	131.6	125.1
5.3	3.79	25	Pembuatan produk logam yang direka, kecuali mesin dan kelengkapan <i>Manufacture of fabricated metal products, except machinery and equipment</i>	129.8	143.7	146.1	130.9	135.7	135.8	119.6	121.9	110.2
6	18.23		Produk Peralatan Elektrik dan Elektronik Electrical and Electronics Products	185.5	179.5	168.6	183.1	200.5	158.8	144.6	161.8	151.7
6.1	13.89	26	Pembuatan komputer, produk elektronik dan optikal <i>Manufacture of computer, electronics and optical products</i>	194.9	189.4	175.4	188.3	210.5	166.3	147.6	166.9	153.7
6.2	2.20	27	Pembuatan kelengkapan elektrik <i>Manufacture of electrical equipment</i>	154.3	146.9	146.2	157.0	167.4	141.1	137.0	147.3	142.1
6.3	2.14	28	Pembuatan jentera dan peralatan t.t.t.l. <i>Manufacture of machinery and equipment n.e.c.</i>	156.4	148.7	147.6	175.6	169.4	128.6	133.1	143.5	148.9
7	5.87		Kelengkapan Pengangkutan dan Pembuatan Lain Transport Equipment and Other Manufactures	133.3	130.4	134.5	141.0	135.4	139.9	136.0	144.6	125.0
7.1	3.17	29	Pembuatan kenderaan bermotor, treler dan semi treler <i>Manufacture of motor vehicles, trailers and semi-trailers</i>	142.2	130.4	138.3	155.7	141.7	154.3	150.2	163.6	134.9
7.2	1.19	30	Pembuatan kelengkapan pengangkutan lain <i>Manufacture of other transport equipment</i>	112.0	114.8	112.1	101.3	114.1	111.1	108.6	110.4	96.9
7.3	0.74	32	Pembuatan lain <i>Other manufacturing</i>	117.1	133.8	130.9	126.3	122.1	124.7	122.9	120.1	113.5
7.4	0.76	33	Membaiki dan pemasangan jentera dan kelengkapan <i>Repair and installation of machinery and equipment</i>	145.5	151.2	157.3	156.1	155.0	139.4	133.0	142.8	139.1

2024																	
Mei	Jun	Jul.	Ogo.	Sep.	Okt.	Nov.	Dis.	Jan.	Feb.	Mac	Apr.	Mei	Jun	Jul.	Ogo.	Sep.	Okt.
135.4	142.8	136.6	143.6	146.7	144.7	144.3	140.6	143.1	134.1	144.6	132.7	141.6	150.2	147.2	153.0	151.3	149.5
137.0	129.7	133.1	142.1	148.4	142.2	143.9	138.0	132.8	119.4	127.3	127.5	143.4	139.0	147.3	157.7	154.1	153.2
136.0	130.8	136.6	146.9	153.2	145.3	145.1	138.2	131.0	116.5	124.3	124.8	142.1	139.2	151.0	163.2	158.3	156.8
143.9	134.9	135.3	138.2	143.0	145.6	146.2	153.0	136.4	122.6	131.9	150.3	150.7	145.6	144.4	148.4	153.1	152.6
141.6	107.9	79.4	77.9	86.6	93.6	124.4	116.5	154.0	157.5	164.8	137.8	151.9	128.2	98.0	89.8	95.6	101.5
113.6	114.1	111.0	116.1	128.5	131.0	145.8	134.7	132.8	130.4	150.1	120.1	118.5	117.4	119.4	122.6	130.4	132.9
105.0	109.1	103.9	108.2	121.9	114.8	126.2	111.5	119.6	123.6	134.3	107.9	113.4	116.3	111.7	114.4	119.0	114.5
105.3	109.1	108.6	115.3	129.3	144.9	161.0	149.6	137.3	130.8	160.2	120.3	107.5	107.9	117.6	120.7	132.7	147.2
181.0	153.6	148.0	149.9	150.9	137.6	160.3	164.5	165.6	155.6	170.2	167.1	183.4	159.9	156.3	162.6	165.0	146.6
125.4	124.4	119.5	124.6	131.9	132.5	139.4	142.2	139.3	135.2	136.0	128.7	130.2	131.1	129.8	132.9	137.7	137.1
116.2	113.6	109.0	111.8	117.5	124.0	118.5	116.0	113.4	119.5	122.6	111.0	118.3	119.4	119.6	117.1	124.6	128.5
131.1	145.5	142.3	150.4	168.2	150.1	167.7	165.1	163.0	151.9	143.9	138.7	132.7	150.7	153.5	158.1	167.3	148.7
131.1	121.3	117.8	131.7	138.6	138.1	140.9	158.2	139.8	131.2	127.2	141.4	141.4	133.2	134.5	145.9	150.9	149.3
126.7	118.6	110.3	107.6	105.9	119.7	135.5	139.0	148.4	141.8	153.7	130.6	134.1	123.8	113.6	115.5	111.4	125.3
124.4	134.7	131.1	136.3	131.4	134.1	130.4	126.4	132.1	130.4	141.7	120.7	124.3	144.3	143.2	140.4	133.5	136.8
115.7	116.4	116.5	121.3	114.9	122.0	121.0	111.3	120.4	124.2	140.8	99.3	109.4	131.0	130.1	119.5	111.6	120.8
118.9	140.8	128.4	137.9	133.6	132.9	127.8	130.3	132.1	125.6	128.4	124.1	122.0	143.8	136.5	142.3	137.3	133.4
160.1	165.3	174.0	176.2	178.3	177.9	154.3	175.5	161.7	180.1	180.9	176.3	167.1	179.8	186.8	186.1	188.0	182.3
147.1	161.7	161.6	162.2	158.9	157.2	151.5	148.3	154.0	146.1	159.3	155.6	154.9	169.6	176.5	177.2	168.9	171.3
111.0	109.4	106.2	116.8	128.0	132.7	135.5	134.8	140.6	130.3	136.2	127.1	118.9	120.7	117.3	127.4	137.9	139.5
95.0	96.9	96.8	113.0	119.5	131.6	134.1	139.3	140.2	132.5	138.5	125.4	104.3	105.5	108.6	123.5	127.5	138.5
121.2	116.4	114.2	125.0	133.2	132.3	135.3	125.8	122.9	128.5	134.4	133.8	127.7	125.7	126.2	133.7	140.7	136.0
117.3	114.9	108.6	114.7	131.5	133.9	136.7	136.8	151.9	129.7	135.4	124.3	124.9	129.4	118.5	126.5	144.5	142.6
160.0	184.0	168.3	175.6	182.5	172.1	167.6	163.5	160.2	145.0	164.1	150.6	171.0	190.9	176.7	188.3	191.4	177.2
161.1	190.4	174.1	182.3	192.4	181.5	175.1	171.3	167.0	148.0	170.3	151.5	174.7	199.7	182.8	198.2	203.8	186.7
153.0	164.2	146.6	147.8	161.0	153.3	137.9	135.3	143.1	134.0	142.9	139.7	154.5	155.6	151.2	149.6	162.0	159.9
160.6	163.3	153.5	160.8	140.8	129.8	149.2	141.5	133.9	137.0	145.7	155.8	164.5	169.8	163.6	164.1	141.5	133.3
145.4	135.1	129.1	134.6	130.7	132.3	138.7	132.2	152.3	140.2	138.2	141.9	157.5	129.3	135.5	143.2	121.3	131.1
170.8	153.8	146.6	149.6	132.9	136.4	143.4	141.5	173.0	154.5	147.2	162.2	188.4	137.3	152.4	161.1	113.2	131.8
96.3	98.6	87.1	115.1	125.2	108.9	121.3	111.6	116.9	113.2	113.5	100.3	102.7	102.6	91.2	117.6	127.3	109.8
131.6	112.3	113.2	100.7	123.8	133.2	133.4	126.9	127.1	124.6	124.7	119.4	134.9	118.9	121.1	104.1	126.2	134.2
130.1	135.9	137.4	135.8	136.8	150.7	151.4	131.0	146.2	137.9	152.6	144.8	136.9	147.7	148.3	147.2	140.9	158.5

Jadual 7: Indeks Pengeluaran Perindustrian Sektor Pembuatan mengikut Kumpulan (samb.)
Table 7: Industrial Production Index of Manufacturing Industry by Group (cont.)

Bil. No.	Wajaran Weights 2015	Kod Codes	Keterangan Subsektor Sub-sector Description	2024		2025									
				Nov.	Dis.	Jan.	Feb.	Mac	Apr.	Mei	Jun	Jul.	Ogo.	Sep.	
1	68.25	C	PEMBUATAN MANUFACTURING	151.0	148.7	148.4	140.5	150.5	140.1	145.5	155.6	153.6	157.2	158.8	
	8.55		Makanan, Minuman dan Tembakau Food, Beverages and Tobacco	151.4	148.6	142.1	131.8	137.2	142.3	159.3	152.6	159.2	163.0	167.5	
	1.1	7.39	10	Pembuatan produk makanan <i>Manufacture of food products</i>	152.0	148.2	141.0	130.0	135.2	141.2	159.7	153.4	163.2	167.7	171.6
	1.2	0.65	11	Pembuatan minuman <i>Manufacture of beverages</i>	160.5	171.0	143.2	130.2	140.2	159.4	161.5	160.7	160.9	167.8	175.1
	1.3	0.52	12	Pembuatan produk tembakau <i>Manufacture of tobacco products</i>	130.9	125.3	156.5	159.8	161.6	136.1	150.0	130.2	99.2	91.0	98.5
2	1.33		Produk Tekstil, Pakaian, Kulit dan Kasut Textiles, Wearing Apparel, Leather Products and Footwear	144.8	136.3	132.6	132.9	152.0	122.3	118.0	114.9	118.2	121.4	132.3	
	2.1	0.58	13	Pembuatan tekstil <i>Manufacture of textiles</i>	127.0	113.9	115.6	119.3	130.2	105.2	109.5	111.3	108.8	109.3	117.5
	2.2	0.60	14	Pembuatan pakaian <i>Manufacture of wearing apparel</i>	155.1	146.7	138.4	137.5	165.6	124.0	106.2	104.7	114.8	120.3	135.4
	2.3	0.15	15	Pembuatan produk kulit dan barangan berkaitan <i>Manufacture of leather and related products</i>	171.9	180.8	174.9	167.3	182.0	181.7	199.2	170.8	168.9	173.0	177.3
3	4.56		Produk Kayu, Perabot, Keluaran Kertas dan Percetakan Wood Products, Furniture, Paper Products and Printing	145.7	148.8	141.6	140.7	140.2	133.7	135.3	134.2	134.8	137.5	143.1	
	3.1	1.44	16	Pembuatan kayu dan produk kayu dan gabus, kecuali perabot; pembuatan bagi artikel jerami dan bahan-bahan anyaman <i>Manufacture of wood and products of wood and cork, except furniture; manufacture of articles of straw and plaiting materials</i>	123.6	123.2	117.0	123.8	125.7	114.7	121.4	117.2	123.6	121.3	127.0
	3.2	1.15	17	Pembuatan kertas dan produk kertas <i>Manufacture of paper and paper products</i>	172.6	168.6	160.2	153.7	143.5	139.1	129.5	145.8	150.3	153.0	166.0
	3.3	0.93	18	Percetakan dan penerbitan semula media rakaman <i>Printing and reproduction of recorded media</i>	154.3	169.7	149.3	142.6	136.7	152.3	156.7	144.4	142.4	157.9	165.4
	3.4	1.04	31	Pembuatan perabot <i>Manufacture of furniture</i>	138.9	143.6	148.3	147.9	159.8	137.5	141.8	136.0	126.2	124.4	120.4
4	20.60		Produk Petroleum, Kimia, Getah dan Plastik Petroleum, Chemical, Rubber and Plastic Products	134.8	132.3	137.6	134.0	143.7	122.1	121.5	142.1	142.3	138.8	132.7	
	4.1	9.36	19	Pembuatan kok dan produk petroleum bertapis <i>Manufacture of coke and refined petroleum products</i>	122.3	114.6	124.5	123.2	137.2	95.4	104.2	128.4	128.6	118.9	111.4
	4.2	6.37	20	Pembuatan kimia dan produk kimia <i>Manufacture of chemicals and chemical products</i>	129.9	134.6	135.7	132.9	134.7	129.9	120.7	142.1	136.1	138.5	135.0
	4.3	0.38	21	Pembuatan produk farmaseutikal asas, kimia perubatan dan botani <i>Manufacture of basic pharmaceuticals, medicinal chemical and botanical products</i>	162.8	185.5	164.8	192.6	192.5	188.1	182.5	192.9	202.1	202.8	207.0
	4.4	4.49	22	Pembuatan produk getah dan plastik <i>Manufacture of rubber and plastics products</i>	165.5	161.5	165.4	153.0	165.8	161.0	153.5	166.5	174.7	175.1	167.7
5	9.11		Produk Mineral Bukan Logam, Logam Asas dan Produk Logam yang Direka Non-metallic Mineral Products, Basic Metal and Fabricated Metal Products	140.4	140.2	144.4	135.8	141.5	133.6	123.1	124.6	121.9	132.0	142.1	
	5.1	2.97	23	Pembuatan produk galian bukan logam lain <i>Manufacture of other non-metallic mineral products</i>	138.0	144.1	141.7	135.6	143.6	131.1	106.8	107.1	109.2	123.9	124.9
	5.2	2.35	24	Pembuatan logam asas <i>Manufacture of basic metals</i>	138.5	127.3	123.9	132.8	139.5	141.9	133.5	134.1	135.5	140.9	149.3
	5.3	3.79	25	Pembuatan produk logam yang direka, kecuali mesin dan kelengkapan <i>Manufacture of fabricated metal products, except machinery and equipment</i>	143.4	145.0	159.2	137.9	141.2	130.5	129.5	132.5	123.3	132.7	151.0
6	18.23		Produk Peralatan Elektrik dan Elektronik Electrical and Electronics Products	182.5	178.8	171.8	156.7	177.4	165.4	180.7	203.1	191.8	200.8	208.8	
	6.1	13.89	26	Pembuatan komputer, produk elektronik dan optikal <i>Manufacture of computer, electronics and optical products</i>	192.9	188.6	180.2	160.4	185.6	168.3	185.2	211.5	198.3	211.5	221.7
	6.2	2.20	27	Pembuatan kelengkapan elektrik <i>Manufacture of electrical equipment</i>	139.4	141.5	150.3	141.1	147.0	145.2	159.1	166.6	161.5	160.7	179.9
	6.3	2.14	28	Pembuatan jentera dan peralatan t.t.t.l. <i>Manufacture of machinery and equipment n.e.c.</i>	159.6	153.3	139.2	148.5	155.0	167.5	173.9	185.5	180.3	173.0	155.0
7	5.87		Kelengkapan Pengangkutan dan Pembuatan Lain Transport Equipment and Other Manufactures	131.2	128.9	137.9	134.2	131.5	140.5	149.1	133.4	138.5	140.8	126.8	
	7.1	3.17	29	Pembuatan kenderaan bermotor, treler dan semi treler <i>Manufacture of motor vehicles, trailers and semi-trailers</i>	127.8	131.8	143.1	140.6	131.2	155.8	169.4	142.0	153.9	152.9	118.3
	7.2	1.19	30	Pembuatan kelengkapan pengangkutan lain <i>Manufacture of other transport equipment</i>	122.3	112.3	113.0	111.0	112.2	99.2	102.4	102.2	91.8	119.2	131.4
	7.3	0.74	32	Pembuatan lain <i>Other manufacturing</i>	135.8	131.5	135.4	128.8	128.5	122.8	136.0	120.3	125.4	108.4	132.4
	7.4	0.76	33	Mbaiki dan pemasangan jentera dan kelengkapan <i>Repair and installation of machinery and equipment</i>	154.6	140.6	157.6	148.8	165.6	158.8	150.4	159.0	160.0	155.6	149.5



Nota Teknikal

Technical Notes

Objektif
Objective

Skop dan Liputan
Scope and Coverage

Rangka Statistik
Statistical Frame

Jenis Aktiviti Perniagaan
Type of Business Activity

Konsep dan Definisi
Concept and Definition

Reka Bentuk Pensampelan
Sampling Design

Saiz Sampel
Sample Size

Prosedur Pengiraan
Computational Procedure

Unit Pelapor
Reporting Unit

Keperluan Kerahsiaan
Confidentiality Required

Pindaan
Revision

Simbol dan Singkatan
Symbols and Abbreviations

Muka surat ini sengaja dibiarkan kosong
This page is deliberately left blank

OBJEKTIF

Objektif utama penerbitan ini ialah untuk menyediakan indikator tambahan kepada pengguna dalam menilai prestasi semasa sektor Pembuatan di Malaysia.

SKOP DAN LIPUTAN

Data kapasiti penggunaan Pembuatan dipungut dalam Survei Pembuatan Bulanan yang meliputi seluruh Malaysia. Penerbitan ini memaparkan statistik kapasiti penggunaan industri Pembuatan di Malaysia di peringkat Bahagian (2-digit), Kumpulan (3-digit) dan negeri mulai Januari 2015 yang diterbitkan buat kali pertama pada Mei 2023.

Statistik bagi industri yang mempunyai perwakilan kurang daripada tiga pertubuhan telah digabungkan kepada industri terhampir bagi memelihara kerahsiaan responden seperti mana yang termaktub dalam Akta Perangkaan 1965 (Disemak 1989).

Sektor Pembuatan
2 5 1
Industri
Seksyen C - 24 Bahagian yang terdiri daripada 71 kumpulan aktiviti pembuatan

MSIC (2-digit)	Keterangan Subsektor
10, 11, 12	Makanan, minuman dan tembakau
13, 14, 15	Tekstil, pakaian, kulit dan kasut
16, 17, 18, 31	Produk kayu, perabot, keluaran kertas dan percetakan
19, 20, 21, 22	Petroleum, kimia, getah dan plastik
23, 24, 25	Produk mineral bukan logam, logam asas dan produk logam yang direka
26, 27, 28	Produk elektrik dan elektronik
29, 30, 32, 33	Kelengkapan pengangkutan dan pembuatan lain

RANGKA STATISTIK

Rangka statistik bagi survei ini adalah daripada *Malaysia Statistical Business Register* (MSBR). MSBR adalah senarai pertubuhan/perusahaan yang beroperasi di Malaysia yang merangkumi Daftar Syarikat (ROC), Daftar Perniagaan (ROS) dan Perkongsian Liabiliti Terhad (LLP) yang berdaftar dengan Suruhanjaya Syarikat Malaysia (SSM) serta pertubuhan yang berdaftar dengan pihak berkuasa tempatan (PBT) dan badan profesional. Senarai di MSBR dikemaskini secara berkala berdasarkan survei dan banci yang dijalankan oleh Jabatan Perangkaan Malaysia (DOSM) dan sumber data pentadbiran daripada agensi lain. Sumber utama data pentadbiran adalah daripada SSM. Selain itu, DOSM juga bekerjasama untuk mendapatkan maklumat terkini daripada agensi lain seperti Kumpulan Wang Simpanan Pekerja (KWSP), Jabatan Kastam Diraja Malaysia (JKDM), Lembaga Hasil Dalam Negeri Malaysia (LHDNM) dan PBT.

Rangka dikemaskini dengan mengambil kira pertubuhan baharu dan merekodkan perubahan status yang berlaku terhadap pertubuhan tersebut seperti tutup, tidak beroperasi, perubahan jenis aktiviti dan lokasi perniagaan/ alamat pos bagi memastikan maklumat yang terdapat dalam rangka adalah yang terkini.

JENIS AKTIVITI PERNIAGAAN

Jenis aktiviti perniagaan merujuk kepada aktiviti utama dan sekunder. Aktiviti utama merujuk kepada aktiviti yang mana pertubuhan menumpukan sebahagian besar sumbernya atau memberi sumbangan besar dari segi pendapatan. Aktiviti sekunder didefinisikan sebagai aktiviti sampingan kepada aktiviti utama. Klasifikasi industri bagi pertubuhan adalah berasaskan kepada aktiviti utama berdasarkan kepada Piawaian Klasifikasi Industri Malaysia (MSIC 2008) Versi 1.0. MSIC 2008 adalah selaras dengan *International Standard Industrial Classification of All Economic Activities (ISIC), Rev. 4, United Nations* dengan pengubahsuaian mengikut keperluan tempatan.

KONSEP DAN DEFINISI

Konsep dan definisi yang digunakan selari dengan manual *International Recommendations for Industrial Statistics 2008, United Nations Statistics Division*. Takrif Pembuatan yang digunakan dalam survei ini adalah selaras dengan MSIC 2008 Versi 1.0.

Pembuatan ditakrifkan sebagai perubahan fizikal atau kimia ke atas bahan atau komponen menjadi produk baru sama ada kerja itu dilakukan oleh jentera yang dijalankan oleh kuasa atau yang dijalankan dengan tangan, sama ada dijalankan dalam kilang atau di rumah pekerja dan sama ada barang keluaran dijual secara borong atau runcit.

Kapasiti penggunaan merujuk kepada nisbah output sebenar yang dihasilkan berbanding pengeluaran output pada kapasiti penuh melalui gabungan optimum mesin, bahan mentah dan buruh.

Industri berorientasikan Eksport dikelaskan berdasarkan kepada treshhold nilai eksport melebihi 50 peratus daripada nilai jualan di peringkat agregat MSIC 3-digit dan 2-digit manakala industri dengan nilai eksport di bawah treshhold berkenaan dikelaskan sebagai **industri berorientasikan Domestik**. Penentuan pengelasan tersebut dibuat menggunakan data daripada Banci Ekonomi 2011, Banci Ekonomi 2016, Survei Ekonomi Tahunan 2018 dan Statistik Perdagangan Luar Negeri Bulanan.

REKA BENTUK PENSAMPELAN

Reka bentuk pensampelan bagi survei ini adalah pensampelan rawak strata satu peringkat. Pertubuhan dikelaskan sebagai unit pensampelan manakala beberapa kategori strata telah dikenalpasti.

Setiap strata telah dibentuk kepada tiga (3) substrata untuk memastikan sampel yang diagihkan mengambil kira ciri-ciri ekonomi strata tersebut. Substrata utama bersifat heterogen dan diliputi secara penuh, manakala substrata selainnya bersifat homogen disampelkan.

Substrata utama meliputi pertubuhan kategori besar dan yang mempunyai jumlah hasil yang signifikan dalam industri berkaitan manakala bagi substrata kedua dan ketiga berdasarkan kategori Perusahaan Mikro, Kecil dan Sederhana (PMKS).

SAIZ SAMPEL

Statistik utama yang digunakan untuk penganggaran saiz sampel adalah nilai jualan. Formula yang digunakan dalam penganggaran saiz sampel bagi strata adalah seperti berikut:

$$n = \frac{(\sum N_i S_i)^2}{V + \sum N_i S_i^2}$$

$$V = RSE^2 \cdot \left(\frac{\hat{Y}_i}{Z}\right)^2$$

Di mana:

S_i^2	varian bagi strata i	V	varian sasaran
N	saiz populasi bagi strata i	n	saiz sampel

Di mana:

\hat{Y}_i	saiz populasi bagi strata i	RSE	ralat piawai relatif
Z	nilai aras keyakinan		

Sampel akan diagihkan kepada substrata dalam industri liputan dengan menggunakan kaedah *Neyman Allocation* seperti berikut:

$$n_{hi} = \left(\frac{N_h S_h}{\sum N_h S_h} \right) n_i \quad \begin{matrix} h = 2, 3 \text{ dan } 4 \\ i = 1, 2, \dots \end{matrix}$$

Di mana:

n_{hi}	saiz sampel bagi substrata h dalam strata i	N_h	saiz populasi bagi substrata h
S_h	sisihan piawai bagi substrata h	n_i	saiz sampel bagi strata i
h	substrata	i	strata

Pertubuhan kategori substrata utama diliputi sepenuhnya, manakala pertubuhan bagi substrata kedua dan ketiga dipilih secara rawak mengikut kaedah pensampelan bersistematik.

PROSEDUR PENGIRAAN

Statistik kapasiti penggunaan Pembuatan disusun mengikut subsektor, Bahagian (2-digit), Kumpulan (3-digit) dan negeri. Pengiraan statistik kapasiti penggunaan Pembuatan (CU) di peringkat Malaysia (1-digit),

$$CU(1D) = \frac{\sum_{k=1}^{24} [CU(2D) \times WVA(2D)]_k}{WVA(1D)}$$

Di mana:

$WVA(2D)$	Wajaran nilai ditambah bagi MSIC Bahagian (2-digit)	k	1, 2, 3, ..., 24 iaitu 24 Bahagian (2-digit)
$CU(2D)$	CU bagi MSIC Bahagian (2-digit)	$WVA(1D)$	1

Prosedur pengiraan yang sama digunakan untuk mendapatkan kapasiti penggunaan Pembuatan di peringkat negeri.

UNIT PELAPOR

Unit pelapor bagi survei ini ialah pertubuhan. Sesebuah pertubuhan secara ideal ditakrifkan sebagai “satu unit ekonomi yang bergiat di bawah satu hak milik atau penguasaan tunggal, iaitu di bawah satu entiti yang sah dan menjalankan satu jenis aktiviti ekonomi utama di satu lokasi fizikal”. Setiap pertubuhan diberikan klasifikasi industri berdasarkan aktiviti utamanya dan bukannya mengikut aktiviti syarikat induk. Bagi kes entiti yang mempunyai pelbagai aktiviti, unit yang terlibat dalam aktiviti yang berlainan dalam lokasi yang sama membentuk pertubuhan yang berbeza.

Oleh itu, setiap cawangan daripada organisasi yang mempunyai pelbagai cawangan di lokasi yang berbeza dari segi konsep dianggap sebagai pertubuhan yang berlainan. Pertubuhan berkenaan diminta memberikan penyata yang berasingan bagi setiap kegiatannya dari segi nilai. Walau bagaimanapun, dari segi praktis akaun biasanya disediakan secara berpusat kerana kesukaran untuk memperoleh data yang berasingan bagi setiap unit atau cawangan. Entiti atau ‘enterprise’ ini akan dianggap sebagai satu unit pelapor dan dibenarkan mengemukakan soal selidik yang menggabungkan semua unit atau cawangannya.

KEPERLUAN KERAHSIAAN

Survei ini dijalankan di bawah peruntukan Akta Perangkaan 1965 (Disemak 1989). Akta ini mensyaratkan bahawa kandungan penyata individu adalah SULIT. Selaras dengan peruntukan dalam Akta tersebut, hanya angka agregat akan diterbitkan.

PINDAAN

Pindaan akan dibuat ke atas statistik yang telah diterbitkan berdasarkan data terkini yang diperolehi.

SIMBOL DAN SINGKATAN

Simbol-simbol berikut telah digunakan dalam keseluruhan penerbitan:

t.t.t.l.	Tidak terkelas di tempat lain	ST	Suku Tahunan
%	Peratus	CU	Kapasiti Penggunaan
W.P.	Wilayah Persekutuan		

OBJECTIVE

The main objective of this publication is to provide additional indicators for the users in assessing the performance of the Manufacturing sector in Malaysia.

SCOPE AND COVERAGE

Manufacturing capacity utilisation data was collected from the Monthly Manufacturing Survey which covered the whole Malaysia. This publication presents statistics on the Manufacturing capacity utilisation at Division (2-digit), Group (3-digit) and state level since January 2015 which was released for the first time in May 2023.

Statistics for industries with less than three establishments was combined to the closest industry to ensure the confidentiality of the respondents as stipulated under the Statistics Act 1965 (Revised-1989).

Manufacturing Sector

2 5 1

Industries

Section C -
24 Divisions consist of 71 groups in manufacturing activities

MSIC (2-digit)	Sub-sector Description
10, 11, 12	Food, beverages and tobacco
13, 14, 15	Textiles, wearing apparel, leather and footwear
16, 17, 18, 31	Wood products, furniture, paper products and printing
19, 20, 21, 22	Petroleum, chemical, rubber and plastic
23, 24, 25	Non-metallic mineral products, basic metal and fabricated metal products
26, 27, 28	Electrical and electronic products
29, 30, 32, 33	Transport equipment and other manufactures

STATISTICAL FRAME

The statistical frame of this survey is from the Malaysia Statistical Business Register (MSBR). MSBR is a list of organisations/ enterprises operating in Malaysia that includes the Register of Companies (ROC), Register of Business (ROB) and Limited Liability Partnership (LLP) registered with the Companies Commission of Malaysia (CCM) as well as organisations registered with local authorities (PBT) and professional bodies. The list in MSBR is updated regularly based on surveys and censuses conducted by the Department of Statistics Malaysia (DOSM) and administrative data sources from various agencies. The main source of administrative data is from the CCM. In addition, DOSM also works together to obtain the latest information from other agencies such as the Employees' Provident Fund (EPF), the Royal Malaysian Customs Department (JKDM), the Inland Revenue Board of Malaysia (LHDNM) and PBT.

The frame is updated to take into account new establishments and to record any changes in the Status of the establishments such as closed down, not in operation, change in activity and location/ correspondence address to ensure the frame is at the current status.

TYPE OF BUSINESS ACTIVITY

Type of business activity is divided into primary and secondary. The primary activity refers to the activities which focus on its main resources and income. Secondary activities are defined as those incidental or ancillary to the primary activity. The classification of the establishment's industry is based on the primary activity based on the Malaysia Standard Industrial Classification (MSIC 2008) Version 1.0. The MSIC 2008 conforms to the International Standard Industrial Classification of All Economic Activities (ISIC), Rev. 4, United Nations, with modifications to suit local conditions.

CONCEPT AND DEFINITION

Concepts and definitions used are in line with the manual of Recommendations for Industrial Statistics 2008, United Nations Statistics Division. The definition of manufacturing used in this survey is consistent with MSIC 2008 Ver. 1.0.

Manufacturing is defined as the physical or chemical transformation of materials or components into new products, whether the work is performed by power driven machines or by hand, whether it is done in a factory or in the worker's home, and whether the products are sold at wholesale or retail.

Capacity utilisation refers to a ratio of actual output produced to the production of output at full capacity through an optimal combination of machinery, raw materials and labour.

Export-oriented industry classified based on the threshold of value of exports exceeding 50 per cent of the sales value at aggregated of MSIC 3-digit and 2-digit while the industries which value of exports below the threshold are classified as **Domestic-oriented industry**. The determination of classification was conducted using data from the Economic Census 2011, Economic Census 2016, Annual Economic Survey 2018 and Monthly External Trade Statistics.

SAMPLING DESIGN

Sampling design of the survey is a one-stage stratified random sampling. The establishment is classified as sampling unit while a few categories of stratum was identified.

Each stratum has been set up to three (3) substrata to ensure the distributed sample takes into account the economic characteristics of the stratum. The main substratum is heterogeneous and was fully covered, whereas other substratum that are homogeneous were sampled.

Main substratum include large establishments which have a significant total revenue in the respective industry while for the second and third substratum are based on Micro, Small and Medium Enterprise (SME) categories.

SAMPLE SIZE

The main statistics used to estimate the sample size is the sales value. The formula used in the estimation of the sample size for a stratum is as follows;

$$n = \frac{(\sum N_i S_i)^2}{V + \sum N_i S_i^2}$$

$$V = RSE^2 \cdot \left(\frac{\hat{Y}_i}{Z}\right)^2$$

Where:

S_i^2	variance for stratum i	V	desired variance
N	population size for stratum i	n	sample size

Where

Z	value of confidence level	RSE	relative standard error
\hat{Y}_i	estimated sales value for stratum i		

Sample is distributed to substratum of the industry using Neyman Allocation method as follows:

$$n_{hi} = \left(\frac{N_h S_h}{\sum N_h S_h} \right) n_i \quad \begin{matrix} h = 2, 3 \text{ and } 4 \\ i = 1, 2, \dots \end{matrix}$$

Where:

n_{hi}	sample size for substratum h of stratum i	N_h	population size for substratum h
S_h	standard deviation for substratum h	n_i	sample size for stratum i
h	substratum	j	stratum

Establishments of the main substratum were fully covered while establishments of the second and third substratum were randomly selected using systematic random sampling.

COMPUTATIONAL PROCEDURE

Manufacturing capacity utilisation statistics was compiled by sub-sector, Division (2-digit), Group (3-digit) and state. Calculation of Manufacturing capacity utilisation (CU) at Malaysia level (1-digit),

$$CU(1D) = \frac{\sum_{k=1}^{24} [CU(2D) \times WVA(2D)]_k}{WVA(1D)}$$

Where:

$WVA(2D)$	weighted of value-added by MSIC Division (2-digit)	k	1,2,3,...,24 which 24 Division (2-digit)
$CU(2D)$	CU by MSIC Division (2-digit)	$WVA(1D)$	1

The same procedure was used to derive Manufacturing capacity utilisation at the state level.

REPORTING UNIT

The reporting unit used in the survey was the establishment. The establishment is defined as “an economic unit engaged in one activity, under a single legal entity and operating in a single physical location”. Each establishment was assigned an industry classification based on its principal activity. In the case of a multi-activity entity, units engaged in separate activities in the same location constituted distinct establishments.

Thus, each branch of a multi-branch organization at a different location was conceptually treated as a different establishment. The establishment was requested to give separate returns for each activity in terms of value. However, if in practice, the accounts were centrally kept such that it was not possible to obtain separate data for each individual unit or branch. The entity or enterprise was treated as a single reporting unit and allowed to submit a consolidated questionnaire covering all the units or branches.

CONFIDENTIALITY REQUIRED

The survey is conducted under the provisions of the Statistics Act 1965 (Revised-1989). The Act stipulates that the contents of individual returns are confidential. In conformity with the stipulations of this Act, only aggregated figures are published.

REVISIONS

Revisions will be made to the published figures based on the latest data available.

SYMBOLS AND ABBREVIATIONS

The following symbols have been used throughout the publication:

n.e.c	Not elsewhere classified	Q	Quarter
%	Percent	CU	Capacity Utilisation
W.P.	Wilayah Persekutuan		