

# MEDIA STATEMENT



MINISTRY OF ECONOMY  
DEPARTMENT OF STATISTICS MALAYSIA

Block C6 & C7, Complex C,  
Federal Government Administrative Centre, Precinct 1,  
62514, Federal Territory Putrajaya  
Telephone no. : 03 - 8090 4681

## ***SPECIAL REPORT ON IMPACT OF FLOODS IN MALAYSIA 2024***

---

***Malaysia Records RM933.4 million in Flood Losses in 2024, with Kelantan, Kedah, and Terengganu Most Affected***

***PUTRAJAYA, MARCH 19, 2025*** – The Department of Statistics Malaysia (DOSM) today released the ***SPECIAL REPORT ON THE IMPACT OF FLOODS IN MALAYSIA 2024*** report. The special survey was conducted to assess the impact of floods that occurred in Malaysia in 2024, covered the period from January to December 2024, and all states were affected during that year. This report presents the impact of floods in Malaysia during 2024, including case studies from several areas on the east coast and in the southern states, as well as socio-economic statistics at the district level.

Chief Statistician of Malaysia, Dato' Sri Dr. Mohd Uzir Mahidin said, "This study aims to evaluate the total loss and damage caused by the floods that hit Malaysia in 2024. These losses include the value of damage to living quarters, vehicles, businesses, and industrial premises. Data from relevant government agencies were used for assessing damage to the agricultural industry and public assets & infrastructure."

*The Chief Statistician stated that, for data collection, DOSM conducted face-to-face interviews in affected areas using questionnaires, as well as observations and telephone interviews. Additionally, DOSM utilized administrative data from various agencies, including the National Disaster Management Agency (NADMA), the Department of Social Welfare Malaysia (JKM), the Ministry of Plantation and Commodities (KPK), the Ministry of Education (KPM), the Department of Irrigation and Drainage (JPS), the Royal Malaysian Police (PDRM), the Malaysia Civil Defence Department (APM), the Fire and Rescue Department of Malaysia (JBPM), state governments, district offices, temporary evacuation centres, the Village Community Management Council, and Non-Governmental Organizations (NGOs). This multi-source approach enabled DOSM to collect more comprehensive data.*

*In a statement today, the Chief Statistician explained that, “Overall flood-related losses in 2024 totaled RM933.4 million (2023: RM755.4 million), equivalent to 0.05 per cent of the nominal Gross Domestic Product (2023: 0.04%). The highest losses were recorded in living quarters, surging to RM372.2 million (2023: RM168.3 million), followed by public assets and infrastructure at RM303.4 million (2023: RM380.7 million). The agriculture sector’s losses increased to RM185.2 million (2023: RM120.6 million), while business premises recorded RM54.1 million (2023: RM53.2 million) in losses. Meanwhile, vehicle damages amounted to RM17.3 million (2023: RM22.3 million), and the manufacturing sector experienced the lowest impact at RM1.2 million (2023: RM10.3 million).”*

*In terms of living quarters, Kelantan suffered the most substantial losses amounting to RM139.0 million, followed by Terengganu at RM103.1 million and Kedah at RM54.0 million. In Kelantan, the hardest-hit districts were Pasir Mas with RM46.2 million in damages, followed by Tumpat (RM31.7 million) and Kota Bharu (RM19.2 million). Meanwhile, in Terengganu, Besut recorded the highest living quarters losses at RM38.4*

million, followed by Setiu (RM16.1 million) and Kemaman (RM14.2 million). For Kedah, Kota Setar and Kubang Pasu suffered the most, with losses of RM22.0 million and RM9.4 million, respectively, followed by Baling, which recorded RM6.9 million in damages.

According to Dato' Sri Dr. Mohd Uzir Mahidin, Kelantan incurred the highest business premises losses, totaling RM27.1 million, followed by Terengganu at RM16.4 million and Kedah at RM4.3 million. Within Kelantan, Pasir Mas and Kota Bharu recorded the most substantial financial impact, with losses of RM9.8 million each, while Tumpat was RM5.0 million in damages. In Terengganu, Besut faced the largest losses, reporting RM6.4 million, followed by Setiu (RM2.9 million) and Dungun (RM1.9 million). Meanwhile, in Kedah, Kota Setar suffered the highest losses at RM2.8 million, with Baling and Pokok Sena incurring RM0.8 million and RM0.4 million, respectively.

Terengganu recorded the highest vehicle damage losses at RM5.8 million, followed by Kelantan with RM4.0 million and Kedah with RM2.1 million. In Terengganu, the worst-affected districts were Besut (RM1.4 million), followed by Kemaman (RM1.0 million), and Dungun (RM0.8 million). For Kelantan, Tumpat registered the highest vehicle losses at RM1.8 million, followed by Pasir Mas (RM1.0 million) and Kota Bharu (RM0.5 million). Meanwhile, in Kedah, Kota Setar suffered the highest losses at RM0.9 million, followed by Pokok Sena (RM0.5 million) and Baling (RM0.3 million).

As for the manufacturing sector, Kelantan recorded RM1.1 million in losses, with Pasir Mas experiencing the highest impact at RM1.0 million, while Pasir Puteh and Tumpat reported relatively lower losses, each below RM100,000.

*The 2024 floods had a notable economic impact, with major losses concentrated in living quarters, public infrastructure, and agriculture. Kelantan, Terengganu, and Kedah experienced the most significant losses, particularly in housing and business premises, while vehicle and manufacturing losses remained relatively modest. These figures highlight the economic risks associated with recurring floods and the need to enhance resilience. Moving forward, reinforcing adaptive infrastructure, improving flood defenses, and optimizing resource allocation will be key to safeguarding long-term economic resilience and stability.*

*Other surveys conducted by DOSM in flood-affected states are also included in this report, providing insights into the specific impacted areas.*

*Based on a case study conducted by DOSM, 65 percent of flood victims received assistance within 48 hours.*

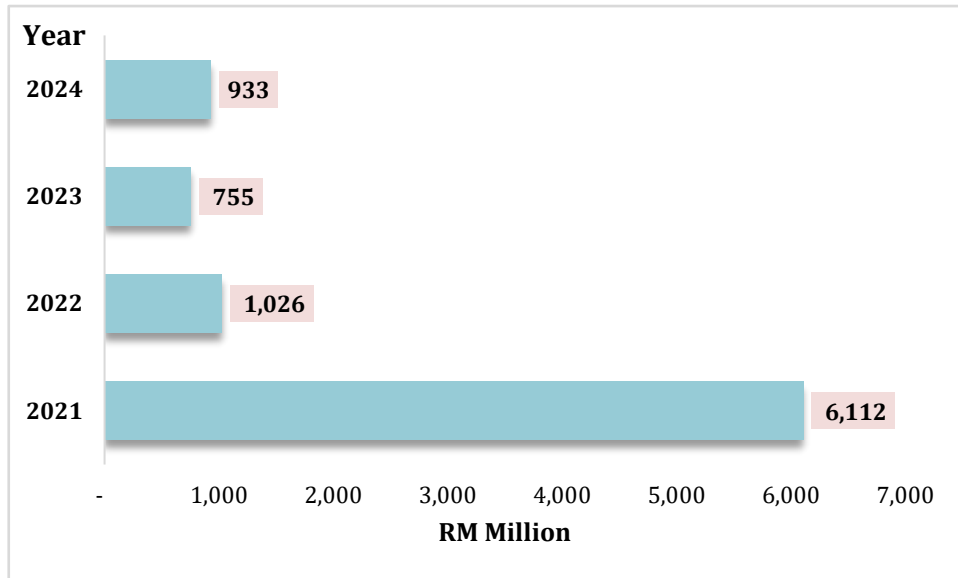
*More than 45 per cent of flood victims prepare for disasters by stocking up on essential daily supplies to ensure survival during emergencies. Additionally, 17 per cent take protective measures by subscribing to insurance as financial security in the event of damage or loss. However, less than 0.1 per cent choose not to have insurance coverage. Meanwhile, 25 per cent of flood victims do not make any preparations, which may increase the risk of difficulties during and after the flood.*

*ASEAN-Malaysia 2025 Chairmanship: the Department of Statistics Malaysia (DOSM) will chair the 15th ASEAN Community Statistical System Committee (ACSS15) which aim to strengthen the statistical cooperation towards sustainable regional development.*

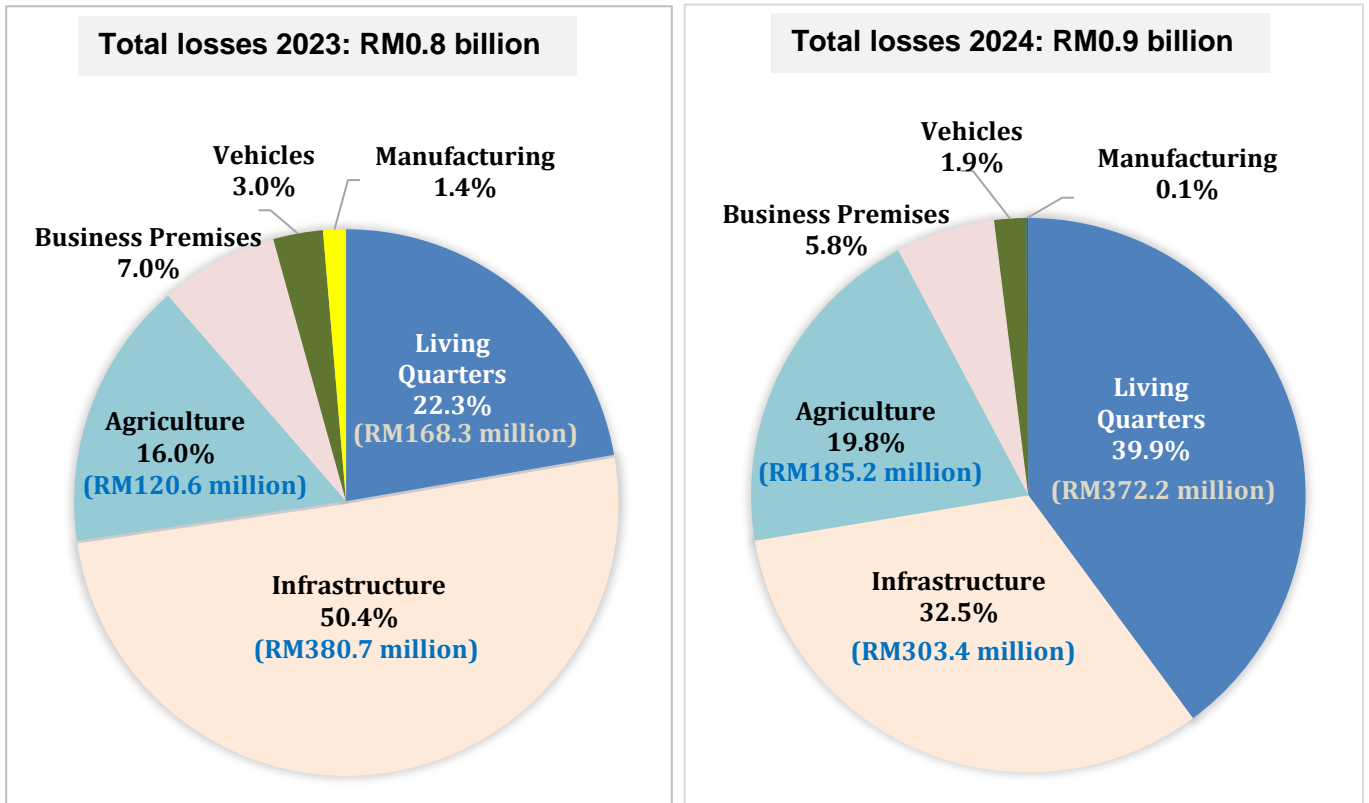
*The Government of Malaysia has declared October 20th as National Statistics Day (MyStats Day), with the theme 'Statistics is the Essence of Life.' Meanwhile, the Fourth World Statistics Day will be celebrated on 20 October 2025, with the theme 'Driving Change with Quality Statistics and Data for Everyone'.*

*OpenDOSM NextGen is a medium that provides data catalogue and visualisations to facilitate users' analysis and can be accessed through <https://open.dosm.gov.my>.*

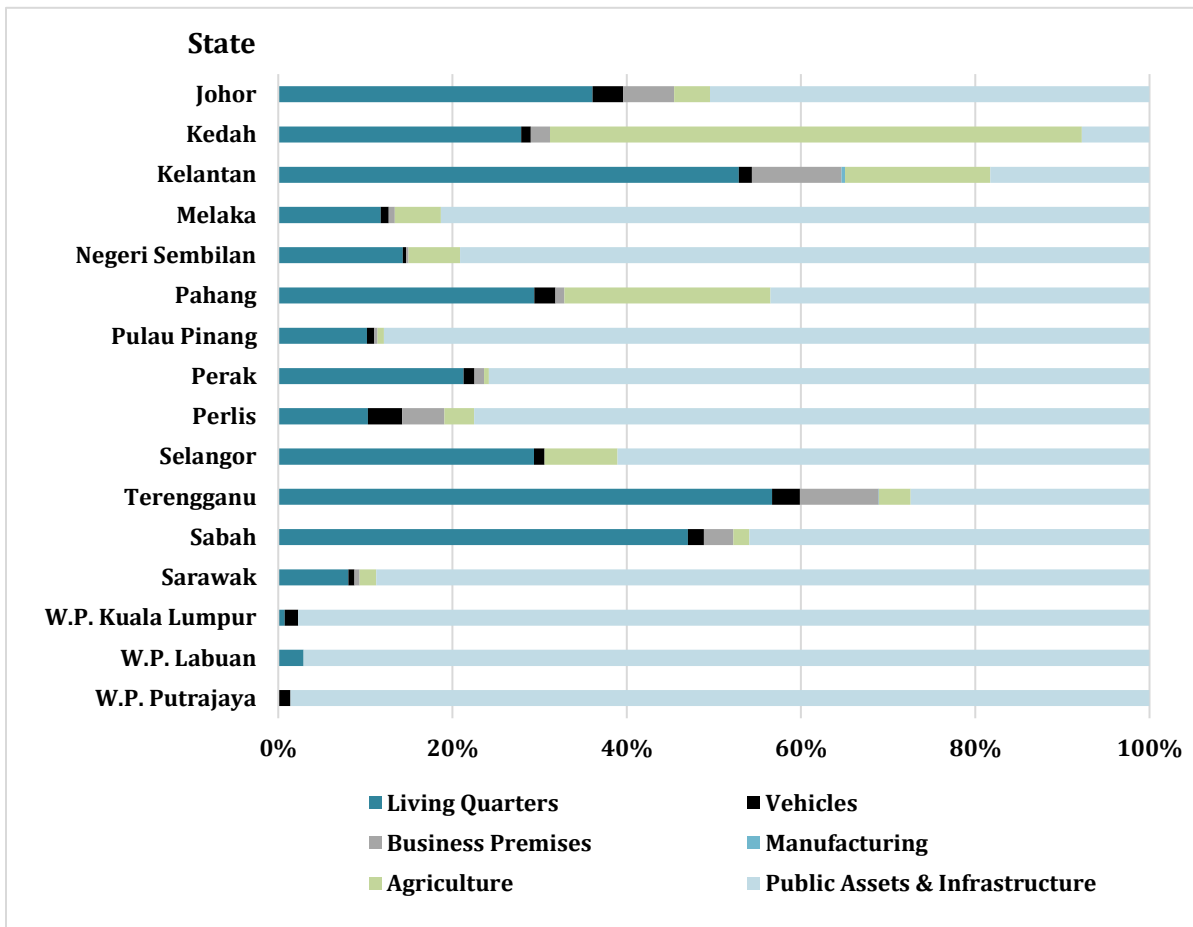
**Chart 1: Total Loss due to Floods in Malaysia, 2021-2024**



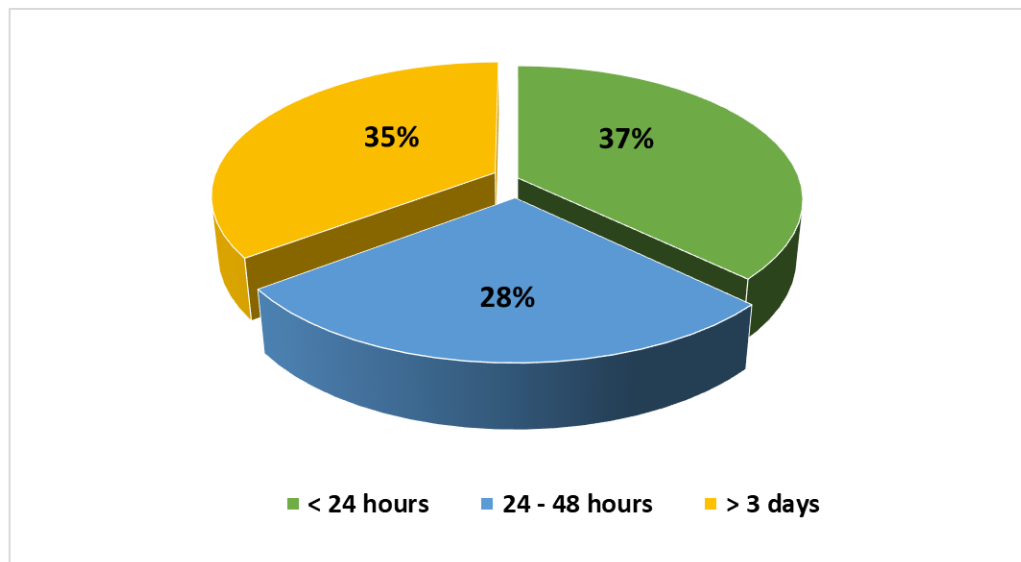
**Chart 2: Total Flood Losses in Malaysia, 2023 and 2024**



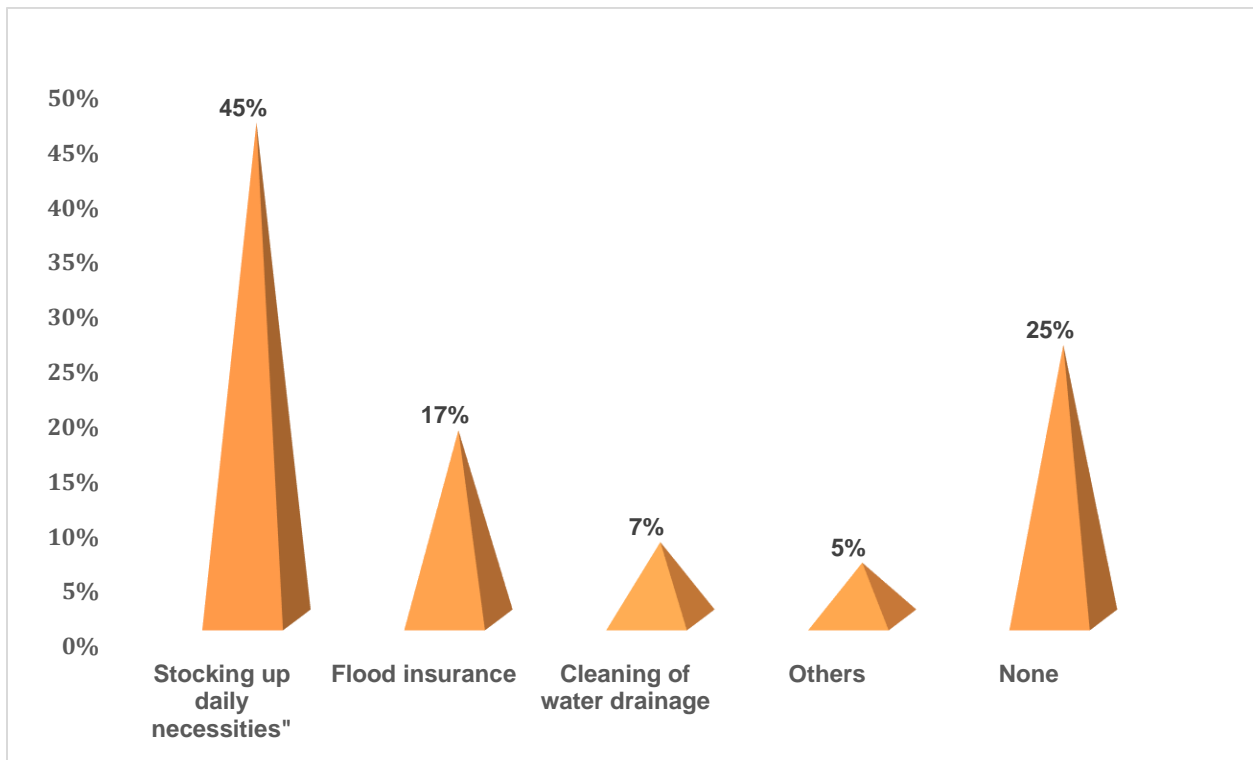
**Chart 3: Percentage of Flood Losses by Type of Damage and State, Malaysia, 2024**



**Chart 4: Duration of assistance received**



**Chart 5: Flood Prevention and Preparedness**



*Released by:*

**THE OFFICE OF CHIEF STATISTICIAN MALAYSIA  
DEPARTMENT OF STATISTICS MALAYSIA  
19 MARCH 2025**